

# Bailey's<sup>®</sup>

EST. 1975

2022  
MASTER CATALOG



**Your Complete Choice for Work Gear, Logging, Urban Forest Management & Tree Care**

\$3.00 | [baileysonline.com](http://baileysonline.com) | (800) 322-4539 | [customerservice@baileysonline.com](mailto:customerservice@baileysonline.com)



# Welcome...

"Ain't nothin' ever been got that ain't been went out after." Jack Terwilliger, (1914-2005)

Welcome to our 2022 Master Catalog! We are excited to reintroduce our master catalog after two years of dealing with Covid. We encourage you to thumb through and shop with confidence that we are offering one of the best selections of forestry and tree care work gear available today.

Bailey's is a leading authority when it comes to chainsaws, bars, and chain. We began selling chainsaws back in 1975, and we offer the most comprehensive selection of chainsaw guide bars and saw chain in the industry. Whether you are a weekend firewood cutter, a seasoned logger, or anything in between, we have you covered. I encourage you to try our online bar and chain selector guides to see all of the options we offer.

Bailey's is also your one stop shopping source for portable sawmilling and wood processing equipment. We offer a wide range of entry level sawmills from Granberg and Logosol, as well as the world famous Lucas Mill swing blade sawmills and dedicated slabbers. We have trained staff to help you convert your logs to lumber, and then to finished products such as tabletops, paneling, and flooring.

We are constantly expanding our tree care product lines, and our arborist section is now second only to chainsaws in product offerings. We offer in-house rope splicing, and we operate mechanical rope sewing machines to make custom lanyards and flip lines. We have added top of the line safety gear from manufacturers such as SIP Protection and Pfanner to our product line.

Bailey's is the largest Morbark brush chipper and stump grinder dealer on the west coast, as well as the Rayco product line. We also offer professional chipper knife grinding services on quality German made knife grinders.

There is something for nearly everyone in our Master Catalog. If you are new to Bailey's, I proudly encourage you to give us a try. If you are a returning customer, I would like to thank you for your support over the years. Despite our glossy, high tech appearance, we are still very much a blue collar, family owned and operated business, and we strive to connect with each and every one of you.

Regards,

Nik Bailey

## Visit the NEW Retail Outlet in Laytonville, CA

Bailey's original retail outlet in Laytonville is back! Operated in conjunction with D's Barbershop, the retail outlet is loaded with Bailey's chainsaw goods as well as work clothing and safety gear. Owners Deber & De Anna Dodd have decorated the store with old logging and sawmill photos of yesterday, along with historical town memorabilia. A great place to stop on your way to visit Redwood National Park.

44600 Hwy 101  
Laytonville, CA 95695



## Visit Our Retail Outlet in Woodland, CA

We also have a retail outlet and warehouse in Woodland, CA for local customers looking to pick up their orders on-site or to bring in equipment for repairs. Our warehouse is nearly 100,000 square feet, complete with a rope splicing shop for custom work and a huge selection of traditional product lines. Making Bailey's your complete choice for work gear, logging, urban forest management, and tree care.


1222 Commerce Avenue, Suite D  
Woodland, CA 95776



### Online Selectors

- Chainsaw Chain
- Chainsaw Bars
- Stump Grinder Teeth
- Chipper Knives
- Chain Cross Reference

Our industry leading selectors will help you find the right product quickly and easily. Be sure to look for these icons located under the Selectors tab on the front of our home page.



### Bailey's Master Catalog Quick Page Reference

Chainsaws & Accessories	4 - 49
Woodcutting & Logging Tools	50 - 59
Milling & Log Handling Tools	60 - 69
Work Clothing & Safety Supplies	70 - 85
Hand Saws, Pole Saws & Pruners	86 - 93
Tree Care & Arborist Supplies	94 - 123
Chipper Knives & Stump Grinding Teeth	124 - 129

Let's Get Social  
We're Ready to Connect with You!



@baileysonline



International  
Society of  
Arboriculture



Tree Care  
Industry  
Association



Woodworking  
Machinery Industry  
Association

Bailey's also belongs to numerous local, state, regional, and national organizations committed to the Forest and Wood Products Industry.

Cover Photo: Cal Johnson, Matt Meckley, Katelyn Johnson & Keenan Smith of Timbersmith Corp posing next to a big white fir snag. They were working on the Creek Fire near Shaver Lake, California. Photo is courtesy of Katelyn Johnson and Keenan Smith. Be sure to follow them on Instagram @tree\_being, @fmecky, @mountainbum454 and @timbersmithcorporation for more incredible pictures and videos.

## A

Alaskan Sawmills ..... 62  
Ascenders / Descenders ..... 98-99  
Axes ..... 54-55

## B

Back Pack Fire Pumps ..... 68  
Banding, Strapping Kits ..... 67  
Boots ..... 74, 75

## C

Cant Hooks ..... 60-61  
Carabiners ..... 105-107  
Chain Breakers ..... 18, 25  
Chainsaw Bars ..... 36-47  
Chainsaw Chain ..... 10-27  
Chainsaw Mills ..... 62-63  
Chainsaw Pants ..... 78-79  
Chainsaw Repair Tools ..... 49  
Chainsaws ..... 4-9  
Chaps ..... 76-77  
Chipper Knives ..... 124-127  
Chokers ..... 59  
Climbing Accessories ..... 112-113  
Climbing Harnesses/Saddles ..... 110-111  
Climbing Ropes ..... 94-97  
Clothing ..... 70-75

## D

Dry Kilns ..... 66

## E

Eye Protection ..... 81

## F

Files ..... 28-29  
Filing Guides & Accessories ..... 30-31  
Fire Extinguisher ..... 68  
Fire Fighting Tools ..... 68  
Fire Starters ..... 56  
Firewood Cutting Tools ..... 56-57

Firewood Tongs ..... 56  
Flagging Tape ..... 69  
Flielines & Lanyards ..... 100-101  
Friction/Cambium Savers ..... 102  
Fuel ..... 48  
Fuel Containers ..... 48

## G

Gloves ..... 80  
Grinders ..... 32-34  
Grinding Wheels & Stones ..... 33-35

## H

Hand Saws & Pruners ..... 86-87, 93  
Hard Hats ..... 81-82  
Harvester Chain ..... 27  
Hearing Protection ..... 81  
Helmets ..... 83-85  
Hickory Shirts ..... 73  
Hitch Cords ..... 101

## I

Industrial Equipment ..... 130

## J

Jackets ..... 70, 72  
Job Site Safety ..... 69

## L

Log Handling Tools ..... 60-61  
Log Wizard ..... 58  
Logging Tapes ..... 51  
Lowering Devices ..... 122  
Lucas Mills ..... 64-65

## M

Mauls ..... 55  
Metal Detector ..... 67  
Micro Pulleys ..... 104  
Mingo Firewood Marker ..... 57

## P

Peaveys ..... 60-61

Poles & Pole Saws ..... 88-91  
Portable Sawmills ..... 63-65  
Power Pole Pruners ..... 92  
Pullers ..... 58, 123

## R

Red Dawg Boots ..... 74  
Rigging Blocks ..... 120-121  
Rigging Rope ..... 116-117  
Rigging Slings ..... 118-119  
Ripping Chain ..... 19  
Rope & Gear Bags ..... 108  
Rope Grabs ..... 100  
Rope Pullers ..... 123  
Rope Snaps & Rings ..... 109

## S

Safety Gear ..... 76-85  
Sawmill Accessories ..... 67  
Scabbards ..... 47  
Signs, Traffic & Safety ..... 69  
Socks ..... 75  
Speed Lines ..... 123  
Spurs ..... 114-115  
Stump Cutter Teeth ..... 128-129

## T

Throw Lines ..... 103  
Timber Falling Supplies ..... 50-54  
Tool Belts ..... 51  
Tree Jacks ..... 53

## W

Wedges & Pouches ..... 52-53  
Wild Ass Logger Wear ..... 70  
Winches ..... 58  
Work Pants ..... 70-71

# Husqvarna® Professional Chainsaws

Bailey's has been offering professional Husqvarna chainsaws since the day they were available here in North America. Husqvarna is our top selling brand of professional chainsaws, and many chainsaw users will not run anything else. All Husqvarna professional chainsaws are denoted by the "XP" logo, which confirms the highest performance standards they offer. We offer each professional Husqvarna chainsaw model in a variety of options, including several different bar lengths and handlebar configurations, so you can customize your chainsaw to your specific cutting requirements. We also offer professional Husqvarna chainsaws by the powerhead only, so you can get any bar and chain option you wish. Go ahead and shop around. You will be hard pressed to find a servicing dealer like Bailey's that offers a wider selection of professional Husqvarna chainsaws at a better price.

## 543XP 43cc Professional Arborist Chainsaw

The Husqvarna 543 XP® is developed for tree care professionals. The low weight and high chain speed leads to efficient limbing work. The X-Torq® engine technology provides more power where you need it, up to 20% less fuel consumption and up to 75% less exhaust emission. Centrifugal air cleaning system removes dust and debris particles before reaching the air filter. Sturdily built crankcase withstands high RPMs and tough professional use, ensuring a long service life.

Item #	Description
HVFP 543XP	Half Wrap Handle



## 550XP 50cc Professional Logger Chainsaw

The unique X-Torq® engine technology provides more power where you need it, up to 20% less fuel consumption and 60% less exhaust emission. This durable saw has improved power and a slimmed-down design over its predecessor. AutoTune gives optimal engine performance throughout automatic engine setting. No time spent on carburetor adjustments. It compensates for different fuels, altitude, humidity, temperature and clogged air filter. Side mounted chain tensioner and adjustable oil pump do come standard.

Item #	Description
HVFP 550XP	Half Wrap Handle



## 562XP 60cc Professional Logger Chainsaw

Husqvarna 562 XP® is developed for professional loggers. The saw has a ground breaking design and is loaded with innovative solutions for efficient, convenient operation with large air filter. Husqvarna's unique X-Torq® engine technology provides more power where you need it, up to 20% less fuel consumption and 60% less exhaust emission. RevBoost™ provides instant high chain speed for extra efficient delimbing.

Item #	Description
HVFP 562XPW	Full Wrap Handle
HVFP 562XP	Half Wrap Handle



## 372XP 71cc Professional Chainsaw

Our most popular professional saw. This 71cc chainsaw comes with an X-Torq engine. The engine provides high torque over a very wide rpm range. Combine that with low fuel consumption and low exhaust emission levels, and you've got the machine to run with you all day. Loaded with features including side mounted chain adjuster, Air Injection air filtration system and Smart Start compression release for easy starting. 372XP also has a transparent fuel tank and LowVib anti-vibration system. Full wrap handlebar version available.

Item #	Description
HVFP 372XPW	Full Wrap Handle
HVFP 372XP	Half Wrap Handle

### MANUFACTURER SPECIFICATIONS

Specifications	Husqvarna 543XP	Husqvarna 550XP	Husqvarna 562XP	Husqvarna 372XP
Cylinder Displacement	2.63 cu. in. / 43 cc	3.06 cu. in. / 50.1 cc	3.65 cu. in. / 59.8 cc	4.3 cu. in. / 70.7 cc
Engine Power	2.9 hp / 2.16kW	3.75 hp / 2.80kW	4.7 hp / 3.1 kW	5.4 hp / 3.9 kW
Maximum RPM	9,600 RPM	10,200 RPM	9,600 RPM	10,200 RPM
Fuel Capacity	14.2 fl. oz.	17.6 fl. oz.	21.98 fl. oz.	26.04 fl. oz.
Oil Capacity	9.1 fl. oz.	9.1 fl. oz.	11.2 fl. oz.	13.5 fl. oz.
Weight (Powerhead Only)	9.9 lbs. / 4.36 kg	10.8 lbs. / 4.9 kg	13.01 lbs. / 5.7 kg	14.3 lbs. / 6.1 kg
Recommended Bar Lengths	13" – 18"	13" – 20"	16" – 28"	16" – 28"





## 572XP 71cc Professional Chainsaw

The Husqvarna 572XP is the replacement chainsaw for the legendary 372XP. At just 14.5 lbs, the 572XP has a better power-to-weight ratio and 12% higher cutting capacity than the 372XP X-Torq. This saw is designed to operate in the world's most rugged environments. Excellent cooling and heavy-duty filtration maximize reliability, while a smart design accommodates longer guide bars. Thanks to AutoTune, Air Injection, and low vibration technology, the 572XP allows you to work all day. New engine design offers a wide usable RPM range for peak performance even under heavy loads. The 572XP is available in both half wrap and full wrap versions.

Item #	Description
HVFP 572XPW	Full Wrap Handle
HVFP 572XP	Half Wrap Handle



## 390XP 88cc Professional Chainsaw

Husqvarna's last 300 series generation of large professional saws. The 88cc 390XP is engineered with the professional timber faller in mind. Performance is increased while vibration is diminished because the engine is isolated from the handlebar. Excellent ergonomics and high power-to-weight ratio makes the 390XP very desirable on the work site. The 390XP is available in both half wrap and full wrap versions.

Item #	Description
HVFP 390XPW	Full Wrap Handle
HVFP 390XP	Half Wrap Handle



## 395XP 94cc Professional Logger Chainsaw

A very powerful saw from Husqvarna designed for the most demanding conditions a timber faller may face. The 395XP is engineered with the professional logger in mind. The 395XP is unique due to its rugged handle design, more aggressive clutch, and wider clutch cover for better dispersal of wood chips. This saw also has the power and balance to take longer bar lengths. The 395XP is available in both half wrap and full wrap versions.

Item #	Description
HVFP 395XPW	Full Wrap Handle
HVFP 395XP	Half Wrap Handle



## 3120XP 119cc Professional Felling Chainsaw

Husqvarna's largest saw is one of the most powerful saws in the world, built for professional felling in the toughest of conditions. Like all Husqvarna saws, the 3120XP has a superior power/weight ratio. With Smart Start and well-developed anti-vibration features and ergonomics, this large-size saw is both easy to start and operate. Double acting chain brake, right hand guard and chain catcher make the saw safer to use. Available in half wrap versions only.

Item #	Description
HVFP 3120XP	Half Wrap Handle

### MANUFACTURER SPECIFICATIONS

Specifications	Husqvarna 572XP	Husqvarna 390XP	Husqvarna 395XP	Husqvarna 3120XP
Cylinder Displacement	4.1 cu. in. / 70.6 cc	5.36 cu. in. / 87.9 cc	5.71 cu. in. / 93.6 cc	7.3 cu. in. / 118.8 cc
Engine Power	5.8 hp / 4.3kW	6.5 hp / 4.85 kW	7.1 hp / 5.3 kW	8.4 hp / 6.2 kW
Maximum RPM	9,900 RPM	9,600 RPM	9,600 RPM	9,000 RPM
Fuel Capacity	23.67 fl. oz.	30.4 fl. oz.	30.4 fl. oz.	42.27 fl. oz.
Oil Capacity	13.6 fl. oz.	17 fl. oz.	17.6 fl. oz.	23.67 fl. oz.
Weight (Powerhead Only)	14.5 lbs. / 6.6 kg	15.65 lbs. / 7.1 kg	17.4 lbs. / 8.1 kg	22.9 lbs. / 10.4 kg
Recommended Bar Lengths	15" – 28"	18" – 28"	20" – 36"	24" – 42"



# Husqvarna® Arborist Top Handled Chainsaws

Professional arborist chainsaws from Bailey's are top handle chainsaws specifically built for the professional tree care industry. The top handle design allows for ease of pruning while working in a tree. They are very compact and lightweight, and usually have an attachment point on the rear of the saw to connect to a climbing saddle. Bailey's has been selling top handle tree saws since they first came on the scene in the late 80's, and we are industry experts. If you are considering a new top handle chainsaw, give our technicians a call to make sure your choice of chainsaw will produce the intended results. We have a great selection of top handle chainsaws to fit your needs.



## T435 35cc Professional Arborist Chainsaw

This X-Torq tree care saw is a lightweight powerful chainsaw for tree pruning from the ground or up in a sky lift. The low weight and well-balanced saw body makes it very easy to work with. If you are up in a tree, you need a smart start chainsaw and this is it. Comes with air purge and smart start technology. It also features a Low-Vib system that reduces vibration levels back to the user. Of course it has a handy lanyard attachment hole in the rear of the top handle. Making it easier to hoist the saw up a tree.

Item # HVF T435



## T525 27cc Professional Arborist Chainsaw

The T525 top handle chainsaw the lightest arborist chainsaw available from Husqvarna. The T525 comes with a powerful X-Torq engine that makes quick work of limbs and branches, while burning less fuel. Comes loaded with features including an auto return stop switch, retainer bar nuts, side chain adjustment and quick release air filter cover. Includes a handy lanyard attachment eyelet for quick and easy connection to your climbing harness

Item # HVF T525 12



## T540 XP 38cc Professional Arborist Chainsaw

Husqvarna T540 XP II is designed for the high-end top handle saw segment, targeting professional customers like full pro arborists, landscapers, garden contractors and utility services who need excellent performance in combination with the best ergonomics. Like the latest chainsaws made by Husqvarna, this top handle unit features AutoTune. AutoTune gives optimal engine performance throughout automatic engine setting. No time spent on carburetor adjustments. It compensates for different fuels, altitude, humidity, temperature and clogged air filter. The X-Torq performance delivers lower fuel consumption and reduced exhaust emission levels in accordance with the world's most stringent environmental regulations. It comes with an eyelet for easy lanyard securing.

Item # HVF T540XP



### MANUFACTURER SPECIFICATIONS

Specifications	Husqvarna T435	Husqvarna T525	Husqvarna T540XP
Cylinder Displacement	2.15 cu. in. / 35.2 cc	1.5 cu. in. / 27 cc	2.3 cu. in. / 37.7 cc
Engine Power	2 hp / 1.5 kW	1.5 hp / 1.1 kW	2.4 hp / 1.79 kW
Maximum RPM	10,000 RPM	10,200 RPM	10,200 RPM
Fuel Capacity	8.8 fl. oz.	11.5 fl. oz.	11.5 fl. oz.
Oil Capacity	5.8 fl. oz.	6.7 fl. oz.	6.7 fl. oz.
Weight (Powerhead Only)	7.5 lbs. / 3.4 kg	5.95 lbs. / 2.7 kg	8.6 lbs. / 3.6 kg
Recommended Bar Lengths	12" – 16"	8" – 12"	12" – 16"



# Husqvarna® Farm & Ranch Chainsaws

Husqvarna Farm and Ranch chainsaws have many of the same features as their professional "XP" chainsaw line, without the big price tag. If you are a first time user, this is a great line of chainsaws to start with. We offer each of these Husqvarna chainsaw models in a variety of options, including several different bar lengths so you can customize your chainsaw to your specific cutting requirements. Go ahead and shop around. You will be hard pressed to find a servicing dealer like Bailey's that offers a wider selection of Husqvarna chainsaws at a better price.



## 445

### 50cc Chainsaw with 18" Bar & Chain

Powerful all-round saw for people who value professional qualities in a saw. This second generation chainsaw is equipped with an updated ignition module and starter housing for much easier starts. The X-Torq engine means lower fuel consumption and reduced emission levels. Auto return stop switch and visible fuel level makes the saw easier to handle. Features a centrifugal air cleaning system which removes larger dust and debris particles before reaching the air filter. This results in reduced air filter cleanings and improved engine life. Side mount chain tensioner comes standard on this model.

Item # HVFP 445

## 450 Rancher

### 50cc Chainsaw with 18" or 20" Bar & Chain

This powerful saw is ideal for cutting firewood, clearing debris or fallen trees and felling small to mid-size timber. The X-Torq engine means lower fuel consumption and reduced emissions. Offers auto return stop switch and visible fuel level. Equipped with updated ignition module and starter housing for easier starts. Centrifugal air cleaning system removes larger dust and debris before it reaches the air filter. This means reduced cleanings and improved engine life. Has a snap lock cylinder cover for accessing spark plug.

Item # HVFP 450R

## 455 Rancher

### 55cc Chainsaw with 20" Bar & Chain

The 455 Rancher is a 55cc workhorse that's perfect for landowners and part-time users who require a high powered, heavy-duty, responsive saw for all cutting conditions. It combines the best characteristics of standard Husqvarna chainsaws with new, facilitating technology and ergonomics. We offer this saw with a 20" laminated bar and 3/8" pitch x .050" gauge chain.

Item # HVFP 455R

## 460 Rancher

### 60cc Chainsaw with 20" or 24" Bar & Chain

The 460 Rancher is a robust all around saw, ideal for demanding cutting jobs where more power and a longer bar is required. It features high torque over a wide RPM range. The 460 Rancher features a combined choke/stop control for easier starting and reduces the risk of engine flooding. It also boasts an air cleaning system that removes larger dust and debris, resulting in reduced air filter cleanings and improved engine life.

Item # HVFP 460R

*NOTE: All Husqvarna Chainsaws are only available for sale in the United States. Non-XP chainsaws feature a 2-year consumer warranty and a 90-day professional warranty.*

#### MANUFACTURER SPECIFICATIONS

Specifications	Husqvarna 445	Husqvarna 450R	Husqvarna 455R	Husqvarna 460R
Cylinder Displacement	2.78 cu. in. / 45.7 cc	3 cu. in. / 50.2 cc	3.4 cu. in. / 55.5 cc	3.6 cu in. /60.3 cc
Engine Power	2.8 hp / 2.08 kW	3.2 hp / 2.4 kW	3.4 hp / 2.5 kW	3.7 hp / 2.7 kW
Maximum RPM	9,000 RPM	9,000 RPM	9,000 RPM	9,000 RPM
Fuel Capacity	15.2 fl. oz.	15.2 fl. oz.	15.4 fl. oz.	14.4 fl. oz.
Oil Capacity	8.8 fl. oz.	8.8 fl. oz.	8.8 fl. oz.	11.2 fl. oz.
Weight (Powerhead Only)	10.8 lbs. / 4.8 kg	10.8 lbs. / 4.8kg	12.8 lbs. / 5.8 kg	12.8 lbs. / 5.8 kg
Recommended Bar Lengths	13" – 20"	13" – 20"	18" – 24"	18" – 24"



# Husqvarna® Battery Powered Chainsaws

*Husqvarna battery series chainsaws offer gasoline performance in a battery-driven motor, giving you a unique combination of high efficiency and clean operation. You eliminate direct emissions and get less noise, lower vibrations and minimized maintenance. Over the lifetime of the equipment, the total cost of a high performance battery machine can be less than an equivalent gas powered unit. While initial up front costs may be a bit more, without continuous fuel costs, the overall expenditure can be lower with reduced maintenance cost. No bad fuel or dirt ingestion causing carburetor or engine repairs.*



## T535i XP

### 40V Chainsaw with 12" Bar & Chain

Professional battery powered top handle arborist chainsaw from Husqvarna. The T535i XP is designed for professional users who want a lightweight, efficient, extremely easy-to-use top handle chainsaw. Perfect for arborists. Designed for all-day, every-day trimming and pruning, fast acceleration and superior balance. Battery and charger sold separately.

Item # HVF T535 IXP 12

## T540i XP

### 40V Chainsaw with 14 & 16" Bar & Chain

Husqvarna T540i XP is a powerful battery-powered top-handle chainsaw, equivalent to a 40cc professional gas saw when fitted with a BLi200X battery. This saw is the ideal tool for all professional tree care. Designed for arborists who want a smooth, high performance chainsaw. Features excellent ergonomics, high chain speed, low weight and all the benefits of battery power, without compromising cutting performance. The integrated connectivity makes it easy to keep track of usage stats, service history and last known location in the Husqvarna Fleet Services™. Battery and charger sold separately.

Item #	Description
HVF T540 IXP 14	With 14" Bar
HVF T540 IXP 16	With 16" Bar

## 535i XP

### 40V Chainsaw with 14" Bar & Chain

The Husqvarna 535i XP is ideal for removal of small and mid-sized trees where you need smooth and efficient cuts. Designed for professionally oriented users who want a lightweight, high performance rear-handle chainsaw. Delivers all the benefits of battery power without compromising cutting performance. Battery and charger sold separately.

Item # HVF 535 LIXP

## 540i XP

### 40V Chainsaw with 16" Bar & Chain

Husqvarna 540i XP is a powerful and efficient battery-powered chainsaw, equivalent to a 40cc pro gas saw when fitted with a BLi300 battery. Ideal for removal of small and mid-sized trees where you need smooth and efficient cuts. Designed for professionally oriented users who want a lightweight, high performance rear-handle chainsaw. Delivers all the benefits of battery power without compromising cutting performance. The integrated connectivity makes it easy to keep track of usage stats, service history and last known location in the Husqvarna Fleet Services™ app. Battery and charger sold separately.

Item # HVF 540 LIXP 16

## Lithium-Ion Batteries and Chargers

Professional batteries from Husqvarna. Husqvarna professional series batteries are used in all of their battery powered handheld products. These batteries are designed to work in all weather conditions. Larger Amp hour batteries provide enough power to experience performance similar to gasoline powered products. Robust construction enables up to 1500 recharges with efficient cooling and intuitive 4-LED charge indicator. All batteries are interchangeable with handheld products.

Item #	Description
HVP 967 09 19 02	A) BLi200 40 Volt Battery (5 Amp Hours)
HVP 967 07 19 02	B) BLi300 40 Volt Battery (9 Amp Hours)
HVA 967 09 15 03	C) QC500 Quick Charge Battery Charger (120V Plug)
HVA 967 09 14 03	D) QC330 Quick Charge Battery Charger (120V Plug)
HVA 967 62 83 01	E) QC80F Battery Charger for 12V Socket





**Professional chainsaw from Makita. Makita purchased the German chainsaw manufacturer Dolmar back in 1991, but didn't change the Dolmar name to Makita until recently. Some in the industry now call this the "Dol-kita" line of chainsaws. We think Makita has some of the best chainsaws made for the money.**



## Makita 79cc Chainsaw

The EA7900PRZ is the latest version of the popular Dolmar DC-7900 chainsaw. It boasts one of the best power to weight ratio's of any professional chainsaw available today, even when compared to Husqvarna and Stihl. The powerful 79cc engine produces an impressive 5.7 HP at 12,800 RPM. This chainsaw comes loaded with all the professional features you would expect, including side access chain tensioner for easy adjustments, heavy-duty air filter for extended filter life, and advanced vibration dampening system, engineered to reduce vibration.



**NOTE:** See our website for a complete list of features and upgrades.

Item #	Description
MKAP EA7900PRZ1 20	EA7900PRZ1 with 20" Bar & Chain
MKAP EA7900PRZ1 24	EA7900PRZ1 with 24" Bar & Chain
MKAP EA7900PRZ1 28	EA7900PRZ1 with 28" Bar & Chain



## Makita 61cc Chainsaw with 20" Bar & Chain

The Makita EA6100PRGG boasts a powerful 4.6 HP engine with magnesium house for improved durability and less weight at only 13.2 lbs. (without bar and chain.) Easy Start spring-assisted starter with optimized engine management for quick starting with less force. The compact design is engineered with smooth rounded surfaces for easy cleaning and operator comfort.



**NOTE:** See our website for a complete list of features and upgrades.

Item #	Description
MKA EA6100PRGG	EA6100PRGG with 20" Bar & Chain



## Makita 50cc Chainsaw with 20" Bar & Chain

The Makita 20" 50cc Chain Saw (EA5000PRGG) combines a high power-to-weight ratio with easier starts and less vibration for a full range of applications. The 50cc engine delivers 3.9 HP, with an Easy Start spring-assisted starter. The Touch & Stop single-lever operation is engineered for immediate shut-off for added convenience. Additional features include an easy-to-clean chain compartment for efficient clearing of chips, even when rip cutting, and the advanced vibration dampening system that is engineered to reduce vibration. High RPM of 13,800 with super-fast acceleration for improved cutting performance. Makita's compact design is engineered with smooth rounded surfaces for easy cleaning and operator comfort in mind. Comes complete with a 20" bar and chain.



Item #	Description
MKA EA5000PRGG	MKA EA5000PRGG with 20" Bar & Chain



## Makita 36V Battery Powered Chainsaw

The XCU07PT is a great entry level battery powered chainsaw. This chainsaw comes with a 14" guide bar and chain, which will make quick work of small logs and branches. The brushless Makita motor has a variable speed of 0 to 3,940 feet per minute (FPM). Like all battery powered chainsaws, the XCU07PT has zero emissions and reduced maintenance: there's no air filter to change, no spark plug to replace, and no muffler screen to clean. And there's no need to drain the fuel for storage. Simply pick it up, load two 18V LXT® Lithium-Ion batteries, and the saw is ready to use. Convenience features include captured bar nuts, side access chain adjustment, a front hand guard engineered to actuate chain brake when engaged, and a built-on lock lever to help prevent the chain from accidentally engaging. Includes 2 18V LXT (5.0Ah) lithium ion batteries and a dual port rapid charger.



Item #	Description
MKA XCU07PT	Makita XCU07PT with 14" Bar & Chain

### MANUFACTURER SPECIFICATIONS

Specifications	MKA EA7900PRZ1	MKA EA6100PRGG	Model EA5000PRGG	Model XCU07PT
Cylinder Displacement	4.8 cu. in. / 79 cc	3.72 cu. in. / 61 cc	3.1 cu. in. / 50 cc	Amps: 10
Engine Power	45.7 hp / 4.3 kW	4.6 hp / 3.4 kW	3.9 hp / 2.9 kW	Volts: 36
Maximum RPM	12,800 RPM	13,800 RPM	13,800 RPM	Chain Speed: 3,940 FPM
Fuel Capacity	25.45 fl oz	27.05 fl oz	15.9 fl oz	Brushless Motor
Oil Capacity	14.2 fl oz	16.23 fl oz	9.1 fl oz	8.1 fl oz
Weight (Powerhead Only)	18.3 lbs / 8.3 kg	13.2 lbs / 5.9 kg	11.9 lbs / 5.3 kg	Dry Weight: 11.2. lbs
Recommended Bar Lengths	20" - 32"	20"	16" - 24"	14"



# The Saw Chain Authority




Nobody knows saw chain like Bailey's. Our company started selling saw chain to loggers and arborists in 1975, so we have over 50 years of experience serving our customers. Today, we sell to everyone from professional timberfallers to suburban homeowners. We also stock and sell more saw chain than anyone in North America. We have a huge selection available, and unlike your local saw shop or big box store, we stock all major brands. Our sales staff is well versed about the different types of saw chain available to best fit your cutting conditions. Buying saw chain can seem confusing at first, but once you understand the basics, it's quite simple. We've explained the key features that will help you choose the right chain, below and on the next page.

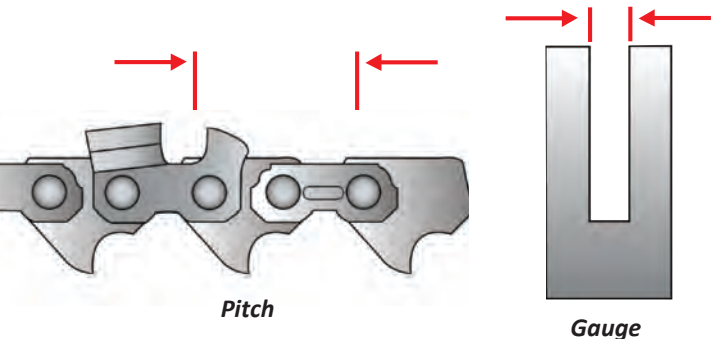
*Photo: Brian Toth poses next to a huge White Fir snag he took down during the Creek Fire near Shaver Lake, California. Brian was running a Husqvarna 395XP with 42" Oregon PowerCut bar. Be sure to follow Brian on Instagram @carbon.climber for more incredible pictures and videos.*

## I am a New Customer, What Chain Do I Have?

Saw chain and guide bars have identification marks on them, and unless they are extremely worn out, they explain what type of chain is on your saw. Look for any numbers and letters on the drive links. That will often be an indicator what pitch and gauge you're running. Also, look for any combination of numbers stamped on the guide bar. The chain must match the guide bar to work properly. Finally, count the number of drive links on your chain loop. If you don't have a bar and chain for your saw, just get the chainsaw manufacturer and model and we can help you from there.



Combination of numbers stamped on the guide bar



Pitch

Gauge

## Saw Chain Measurements

Although there are over 100 different styles, saw chain has only two distinct measurements, pitch and gauge.

**Pitch** is the overall size of the chain. We measure pitch as the distance between 3 rivets divided by 2. The pitch of the chain must match the pitch of the drive sprocket and guide bar tip. Common saw chain pitch sizes are .25" (1/4"), .325", .375" (3/8"), and .404". Sometimes .25" and .375" are referred to as fractions (1/4" or 3/8" pitch) and the low profile version is referred to as "Picco."

**Gauge** is the thickness of the drive link. It is determined by measuring the portion of the drive link that fits into the groove of the guide bar. Common saw chain gauge sizes are .043" (1.1mm), .050" (1.3mm), .058" (1.5mm), and .063" (1.6mm).

## Saw Chain Manufacturers

There are only three major saw chain manufacturers in the world as of 2022: Oregon/Carlton, Stihl and Husqvarna. We carry saw chains from all of these major manufacturers, and all are made in ISO 9001 factories in the U.S., China, Canada, Brazil, Sweden and Switzerland. Box stores are starting to bring saw chain in from other small manufacturers in China, but quality standards vary greatly, and safety is a concern with chain breakage.





# Welcomes You to Saw Chain 101!

## Saw Chain Cutter Types

Saw chain is made with several different cutter types for different cutting environments. Here, we have broken this down into four basic styles, although there are slight variations available for each.



**Low Profile** cutters have a round radius edge and round grind profile. This is a common cutter style on small consumer and arborist saws. Low profile chain is simple to file or grind and is also known as “Picco.”

**Semi-Chisel** cutters have a round radius edge and round grind profile. Semi chisel chain cuts slower than chisel chains, but will stay sharper longer in abrasive cutting conditions. It is simple to file or grind.

**Chisel** chain is also known as flat top or round chisel. Cutters have a square radius edge and round grind profile. Cuts faster than semi-chisel, but dulls quickly in abrasive cutting conditions. Simple to file or grind.

**Square Chisel** cutters have a square radius edge and square grind profile. Fastest cutting saw chain, but dulls quickly in abrasive cutting conditions. Difficult to file. Usually maintained on a chisel chain grinder.

**See Page 12 for More Information on How To Match Your Cutter Type to Your Cutting Conditions**



## Saw Chain Sequence

Saw chain is available in three different sequences to match your cutting conditions.

**Standard** also known as full-compliment or “full-comp.” Most saw chain is made this way. This type of saw chain is common on all guide bars up to 24” long. “Full-comp” chain cuts fast and smooth.

**Semi-Skip** is a cross between standard and skip sequence. This specialty chain is used mainly by professional cutters who want the slight benefits of each sequence. Semi-skip chain is only available in square chisel cutter types.

**Skiptooth** is also known as full skip. This chain is usually used on bars of 24” and longer. This chain has the advantage of better chip clearance in long cuts and quicker sharpening time (less cutters). It has the disadvantage of being prone to vibration, and the lack of cutter teeth make it “grabby” in smaller cuts.

## Saw Chain Safety Features

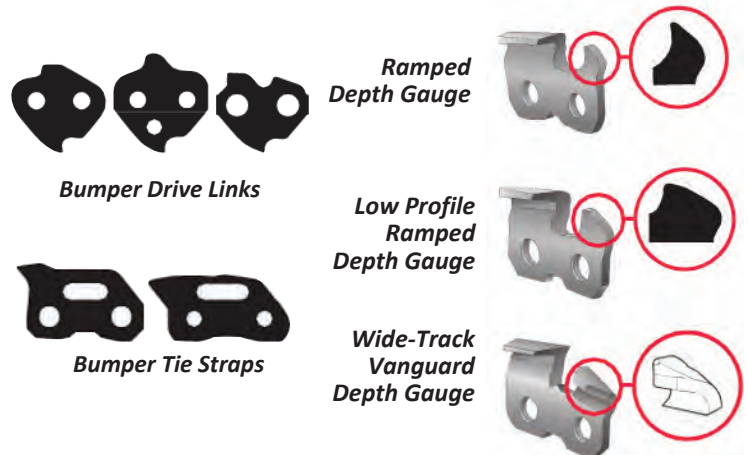
Saw chain can be incredibly dangerous if used improperly, and many injuries come from a force known as kickback. Kickback occurs when the moving chain at the nose or tip of the guide bar touches an object, or when the wood closes in and pinches the saw chain in the cut. Many saw chains have safety features to reduce kickback potential, and are approved by ANSI as low kickback saw chain.

**Bumper Drive Link(s)** have a built in ramp that reduces kickback potential. Some of this chain is ANSI approved as low kickback saw chain.

**Bumper Tie Strap(s)** have a bumper link that significantly reduces kickback potential. All of this chain is ANSI approved as low kickback saw chain.

**Ramped Depth Gauge Cutter depth gauge (raker)** has a built in ramp that reduces kickback potential. Varies in length between standard and low profile cutters. Some of this chain is ANSI approved as low kickback saw chain.

**Wide Track Depth Gauge Cutter depth gauge (raker)** has a built in ramp that reduces kickback potential. All of this chain is ANSI approved as low kickback saw chain.



## Important Safety Information

Chainsaws can be incredibly dangerous tools. Each year there are over 40,000 chainsaw related injuries in the U.S. alone. Many of these injuries occur when the chainsaw user experiences “kickback”, which is the sudden upward thrust of the chainsaw bar tip when contacted. Certain types of saw chain are more prone to “kickback” than others, and manufacturers have set up a simple color coordinated identification system (Known as ANSI B175.1) to let the user know which saw chains are more and less susceptible to kickback. In general, all green labeled saw chain is ANSI approved as a low kickback chainsaw chain and all yellow labeled saw chain is not. Bailey’s recommends the use of green labeled saw chain whenever possible. Yellow labeled saw chain is for professional use only. These are the actual warning labels from Oregon saw chain.

## Yellow Label Chain Does NOT Comply with the Low-Kickback Requirements of the Standard.



### ATTENTION: READ THIS WARNING

This saw chain may be capable of kickback that could result in serious injury to the chainsaw operator or bystanders. **DO NOT USE THIS SAW CHAIN UNLESS YOU HAVE EXPERIENCE AND SPECIALIZED TRAINING FOR DEALING WITH KICKBACK.** Saw chain with reduced kickback is available.

## Green-Label Chain is Low-Kickback Chain.



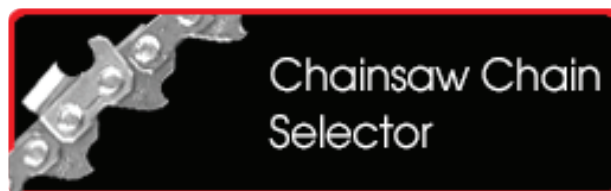
### ATTENTION: READ THIS WARNING

The saw chain in this package is low kickback chain. It met with the reduced kickback requirements of ANSI B175.1 when tested on a representative sample of chainsaws. Its safety features significantly reduce the hazard of kickback while maintaining high cutting performance. **ALL CUTTING CHAINS CAN KICKBACK**, which may result in severe personal injury to the chainsaw operator or bystanders. Operate your chainsaw safely. Read all warnings in your chainsaw operator’s manual.

# Chainsaw Chain from Bailey's

Nobody knows chainsaw chain like Bailey's. Our company started selling chainsaw chain to loggers and arborists back in 1975, so we have several decades of experience serving our customers. Today, we sell to everyone from professional loggers to suburban homeowners. We stock and sell more chainsaw chain than anyone in North America, and our buying power ensures a great price. We have the widest selection of saw chain available, and unlike your local dealer or box store, we stock all major brands. If it's available, we probably have it. Buying chainsaw chain can be confusing at first, but once you understand some basics, it is quite simple. We have broken all chainsaw chain offerings down by the two basic chain measurement, pitch and gauge. Email us at [customerservice@baileysonline.com](mailto:customerservice@baileysonline.com) or call one of our experts at (800) 322-4539 and let us help you find what you need.

**Photo: Dynamic duo Matt Meckley and Katelyn Johnson working on the Creek Fire near Shaver Lake, California. They were running Stihl 461's with 32" Lightweight bars. Be sure to follow Matt on Instagram @fmecky and Katelyn @tree\_being for more incredible pictures and videos.**



**Find Your Chainsaw Chain the Easy Way with Our Chainsaw Chain Selector — Look for the “Selectors” tab on our home page! 1,000s of options available.**

Welcome to the Bailey's chainsaw chain selector. We offer the largest selection of chainsaw chain anywhere in North America, and this selector guide will help narrow down your choices based on the chainsaw you have. Simply pick the make and model of your chainsaw to start, and you can narrow your options down by the available cutting lengths, pitches, and gauges.

## How To Match Your Cutter Type to Your Cutting Conditions

Each cutter type is specifically designed to match a certain cutting condition, so it really helps to know what type of condition you think you will encounter. Here is a basic breakdown to help you.

**Clean Wood:** When cutting trees with little or no dirt on the bark, we recommend chisel chain for efficient cutting. It will cut fast and stay sharp as long as you don't contact dirt, nails, or similar debris.

**Dirty Wood:** When cutting trees with dirt or grit on the bark, we recommend semi-chisel chain for efficient cutting. Although it will not cut as fast as chisel chain, it will stay sharp much longer as long as you don't encounter large objects such as rocks, nails, or similar debris.

**Wood with rocks and nails:** When cutting trees with rocks and/or nails, we recommend using several semi-chisel chains. Rocks and nails will destroy all types of standard saw chains, but semi-chisel chains will hold up better than anything else. If you must cut a tree with rocks and/or nails, be prepared to change out to a fresh chain as soon as it dulls, and don't try to force a dull chain to cut, as it is dangerous and detrimental to the life of the chain. Specialty carbide saw chain can work in certain instances. However, it is an expensive alternative. Our recommendation is to stay away from these types of cutting conditions, unless you are a professional trained in dealing with these situations.

### Semi-Chisel Cutter



### Chisel Cutter



**Be Sure to Check Out Our Complete Saw Chain Tutorial on Pages 10 & 11**



# WoodlandPRO® 3/8" LoProfile Saw Chain

## WoodlandPRO Saw Chain

WoodlandPRO saw chain is arguably the best value in chain available. Almost all WoodlandPRO chain is manufactured by the worlds largest saw chain manufacturer. It is loaded with professional features, including industrial chrome cutter plating, nickel alloy steel chassis, hypodermic lubrication of the rivets, and hone sharpened cutters. Our chain is razor sharp out of the box. Shop around and compare prices and features, you won't find another professional quality chain at this value.

**WOODLANDPRO®**



### WoodlandPRO 34LP

Narrow kerf .043 gauge low profile chain is popular on small chainsaws and pole saws. 34LP is a premium version with a beefier chassis than Oregon and Stihl brands. This chain has no anti-kickback features, so it is not for casual users. 34LP is 3/8" pitch, .043 (1.1mm) gauge, with low profile semi-chisel cutters. Available in many pre-made loop sizes. Call or see our website for additional loops and reels.

**WOODLANDPRO®**



Item #	Description	Replaces the Following	Oregon #	Husky #	Stihl #	Drive Links	ANSI Low Kickback
WPL 34LP39	10" Chain Loop (3/8" Low Profile x .043" Gauge)		90PX039G*	90SG-39*	61 PMM3 39*	39	No
WPL 34LP40	10" Chain Loop (3/8" Low Profile x .043" Gauge)		90PX040G*	90SG-40*	61 PMM3 40*	40	No
WPL 34LP44	12" Chain Loop (3/8" Low Profile x .043" Gauge)		90PX044G*	90SG-44*	61 PMM3 44*	44	No
WPL 34LP45	12" Chain Loop (3/8" Low Profile x .043" Gauge)		90PX045G*	90SG-45*	61 PMM3 45*	45	No
WPL 34LP50	14" Chain Loop (3/8" Low Profile x .043" Gauge)		90PX050G*	90SG-50*	61 PMM3 50*	50	No
WPL 34LP52	14" Chain Loop (3/8" Low Profile x .043" Gauge)		90PX052G*	90SG-52*	61 PMM3 52*	52	No
WPL 34LP55	16" Chain Loop (3/8" Low Profile x .043" Gauge)		90PX055G*	90SG-55*	61 PMM3 55*	55	No
WPL 34LP56	16" Chain Loop (3/8" Low Profile x .043" Gauge)		90PX056G*	90SG-56*	61 PMM3 56*	56	No
WP100R 34LP	100' Reel Chain Reel (3/8" Low Profile x .043" Gauge)		90PX100U*	90SG-100U*	61 PMM3 100R*	1,640	No

\*ANSI Approved Low Kickback Chain. WoodlandPRO versions are not ANSI approved.

### WoodlandPRO 30LP

Our fast cutting design makes this a favorite for the professional arborist and firewood cutters. This chain has no anti-kickback features, so it is not recommended for casual users. 30LP saw chain is 3/8" pitch, .050 (1.3mm) gauge, with a low profile semi-chisel cutter. Sharpens with a 5/32" file. We offer these chains in many pre-made loop sizes. Call or see our website for additional loops and reels.

**WOODLANDPRO®**



Item #	Description	Replaces the Following	Oregon #	Husky #	Stihl #	Drive Links	ANSI Low Kickback
WPL 30LP44	12" Chain Loop (3/8" Low Profile x .050" Gauge)		91VXL044G	H35X-44	63 PM 44	44	No
WPL 30LP45	12" Chain Loop (3/8" Low Profile x .050" Gauge)		91VXL045G	H35X-45	63 PM 45	45	No
WPL 30LP50	14" Chain Loop (3/8" Low Profile x .050" Gauge)		91VXL050G	H35X-50	63 PM 50	50	No
WPL 30LP52	14" Chain Loop (3/8" Low Profile x .050" Gauge)		91VXL052G	H35X-52	63 PM 52	52	No
WPL 30LP55	16" Chain Loop (3/8" Low Profile x .050" Gauge)		91VXL055G	H35X-55	63 PM 55	55	No
WPL 30LP56	16" Chain Loop (3/8" Low Profile x .050" Gauge)		91VXL056G	H35X-56	63 PM 56	56	No
WPL 30LP62	18" Chain Loop (3/8" Low Profile x .050" Gauge)		91VXL062G	H35X-62	63 PM 62	62	No
WP100R 30LP	100' Chain Reel (3/8" Low Profile x .050" Gauge)		91VXL100U	H35X-100U	63 PM 100R	1,640	No

### WoodlandPRO 63RC

WoodlandPRO 63RC is our fastest cutting professional arborists chain. It is a 3/8" low profile (picco) chisel saw chain, made in .050" gauge, designed for professional use on small displacement chainsaws and top handled arborist chainsaws. WoodlandPRO 63RC works best in clean cutting conditions, where there is limited contact with dirt and other abrasive materials.

**WOODLANDPRO®**



Item #	Description	Replaces the Following	Oregon #	Husky #	Stihl #	Drive Links	ANSI Low Kickback
WPL 63RC44	12" Chain Loop (3/8" Low Profile x .050" Gauge)	N/A	N/A	63PS44	44	No	
WPL 63RC45	12" Chain Loop (3/8" Low Profile x .050" Gauge)	N/A	N/A	63PS45	45	No	
WPL 63RC50	14" Chain Loop (3/8" Low Profile x .050" Gauge)	N/A	N/A	63PS50	50	No	
WPL 63RC52	14" Chain Loop (3/8" Low Profile x .050" Gauge)	N/A	N/A	63PS52	52	No	
WPL 63RC55	16" Chain Loop (3/8" Low Profile x .050" Gauge)	N/A	N/A	63PS55	55	No	
WPL 63RC56	16" Chain Loop (3/8" Low Profile x .050" Gauge)	N/A	N/A	63PS56	56	No	
WPL 63RC57	16" Chain Loop (3/8" Low Profile x .050" Gauge)	N/A	N/A	N/A	57	No	
WPL 63RC62	18" Chain Loop (3/8" Low Profile x .050" Gauge)	N/A	N/A	63PS62	62	No	
WP100R 63RC	100' Reel Chain Reel (3/8" Low Profile x .050" Gauge)	N/A	N/A	63PS100R	1,640	No	



**ATTENTION READ THIS — WARNING:** All WoodlandPRO saw chain may be capable of kickback that could result in serious injury to the chainsaw operator or bystanders. DO NOT USE THIS CHAIN UNLESS YOU HAVE EXPERIENCE AND SPECIALIZED TRAINING FOR DEALING WITH KICKBACK. Saw chain with reduced kickback potential is available.

# WoodlandPRO® .325" Pitch Saw Chain



## WOODLANDPRO

Available Only at

**Bailey's**

### WoodlandPRO Narrow Kerf 20NK

WoodlandPRO 20NK is a high performance narrow kerf .325" pitch saw chain specifically designed for medium sized professional chainsaws. WoodlandPRO 20NK is designed to run exclusively on .325" pitch narrow kerf bars. This bar and chain combination cuts a smaller kerf, therefore giving your saw more horsepower to cut with. Many users rave about the performance increases, especially when compared to standard .325" pitch saw chain. The narrow radius semi-chisel cutter makes fast work of both hardwoods and softwoods, yet stays sharp longer than standard chisel chain in dirty conditions, and can easily be sharpened in the field with a 3/16" round file. WoodlandPRO saw chain is arguably the best value in chainsaw chain available today. We buy WoodlandPRO saw chain in huge quantities, directly from the world's largest saw chain manufacturers, and pass the cost savings on to you. All WoodlandPRO saw chain is made with professional features, including industrial chrome plated cutters for great stay sharp qualities, and a patented alloy steel chassis to lessen stretch during break in. This chain has limited kickback reduction features (see warnings below), so it is recommended for professional use only.



Item #	Description	Replaces the Following	Oregon #	Husky #	Stihl #	Drive Links	ANSI Low Kickback
WPL 20NK66	16" Narrow Kerf Chain Loop (.325" Pitch x .050" Gauge)	95VPX066G*	H30-66*	—	66	No	
WPL 20NK67	16" Narrow Kerf Chain Loop (.325" Pitch x .050" Gauge)	95VPX067G*	H30-67*	—	67	No	
WPL 20NK72	18" Narrow Kerf Chain Loop (.325" Pitch x .050" Gauge)	95VPX072G*	H30-72*	—	72	No	
WPL 20NK74	18" Narrow Kerf Chain Loop (.325" Pitch x .050" Gauge)	95VPX074G*	H30-74*	—	74	No	
WPL 20NK78	20" Narrow Kerf Chain Loop (.325" Pitch x .050" Gauge)	95VPX078G*	H30-78*	—	78	No	
WPL 20NK81	20" Narrow Kerf Chain Loop (.325" Pitch x .050" Gauge)	95VPX081G*	H30-81*	—	81	No	
WP100R 20NK	100' Narrow Kerf Chain Reel (.325" Pitch x .050" Gauge)	95VPX100U*	H30-100U*	—	1,848	No	

\*ANSI Approved Low Kickback Chain. WoodlandPRO versions are not ANSI approved.

### WoodlandPRO 20SC, 23SC

WoodlandPRO 20SC and 23SC are high performance .325" pitch semi-chisel chains. These chains are great for working in dirty cutting conditions. This chain will not cut as fast as chisel chain, but it is much more forgiving if it contacts abrasive materials like dirt and sand. Works well in both hardwoods and softwoods. These chains easily sharpen with a 3/16" round file or 1/8" grinding wheel. Available in 0.050" (20SC) and 0.063" (23SC) gauges. Available in pre-made loop sizes. Call or see our website for additional loops and reels.

## WOODLANDPRO



Item #	Description	Replaces the Following	Oregon #	Husky #	Stihl #	Drive Links	ANSI Low Kickback
WPL 20SC66	16" Semi-Chisel Chain Loop (.325" Pitch x .050" Gauge)	20BPX066G*	H22-66*	23 RM3 66*	66	No	
WPL 20SC67	16" Semi-Chisel Chain Loop (.325" Pitch x .050" Gauge)	20BPX067G*	H22-67*	23 RM3 67*	67	No	
WPL 20SC72	18" Semi-Chisel Chain Loop (.325" Pitch x .050" Gauge)	20BPX072G*	H22-72*	23 RM3 72*	72	No	
WPL 20SC74	18" Semi-Chisel Chain Loop (.325" Pitch x .050" Gauge)	20BPX074G*	H22-74*	23 RM3 74*	74	No	
WPL 20SC78	20" Semi-Chisel Chain Loop (.325" Pitch x .050" Gauge)	20BPX078G*	H22-78*	23 RM3 78*	78	No	
WPL 20SC81	20" Semi-Chisel Chain Loop (.325" Pitch x .050" Gauge)	20BPX081G*	H22-81*	23 RM3 81*	81	No	
WP100R 20SC	100' Semi-Chisel Chain Reel (.325" Pitch x .050" Gauge)	20BPX100U*	H22-100U*	23 RM3 100R*	1,848	No	

Item #	Description	Replaces the Following	Oregon #	Husky #	Stihl #	Drive Links	ANSI Low Kickback
WPL 23SC62	16" Semi-Chisel Chain Loop (.325" Pitch x .063" Gauge)	22BPX062G*	H26-62*	26 RM3 62*	62	No	
WPL 23SC67	16" Semi-Chisel Chain Loop (.325" Pitch x .063" Gauge)	22BPX067G*	H26-67*	26 RM3 67*	67	No	
WPL 23SC68	18" Semi-Chisel Chain Loop (.325" Pitch x .063" Gauge)	22BPX068G*	H26-68*	26 RM3 68*	68	No	
WPL 23SC74	18" Semi-Chisel Chain Loop (.325" Pitch x .063" Gauge)	22BPX074G*	H26-74*	26 RM3 74*	74	No	
WPL 23SC81	20" Semi-Chisel Chain Loop (.325" Pitch x .063" Gauge)	22BPX081G*	H26-81*	26 RM3 81*	81	No	
WP100R 23SC	100' Semi-Chisel Chain Reel (.325" Pitch x .063" Gauge)	22BPX100U*	H26-100U*	26 RM3 100R*	1,848	No	

\*ANSI Approved Low Kickback Chain. WoodlandPRO versions are not ANSI approved.



# WoodlandPRO® .325" Pitch Saw Chain



## WoodlandPRO 20RC, 28RC, 23RC

**WOODLANDPRO**

Fast cutting .325" pitch chisel chains. These chains are designed for professional use. Cuts very fast in clean, dirt free wood. This chain has no anti-kickback features, so it is not recommended for casual users. All chain is .325" pitch and sharpens with a 3/16" round file. Available in many pre-made loop sizes. Call or see our website for additional loops and reels.

Item #	Description	Replaces the Following	Oregon #	Husky #	Stihl #	Drive Links	ANSI Low Profile
WPL 20RC66	16" Chisel Chain Loop (.325" Pitch x .050" Gauge)	20LPX066G	H23-66	23 RS 66	66	No	
WPL 20RC67	16" Chisel Chain Loop (.325" Pitch x .050" Gauge)	20LPX067G	H23-67	23 RS 67	67	No	
WPL 20RC72	18" Chisel Chain Loop (.325" Pitch x .050" Gauge)	20LPX072G	H23-72	23 RS 72	72	No	
WPL 20RC74	18" Chisel Chain Loop (.325" Pitch x .050" Gauge)	20LPX074G	H23-74	23 RS 74	74	No	
WPL 20RC78	20" Chisel Chain Loop (.325" Pitch x .050" Gauge)	20LPX078G	H23-78	23 RS 78	78	No	
WPL 20RC81	20" Chisel Chain Loop (.325" Pitch x .050" Gauge)	20LPX081G	H23-81	23 RS 81	81	No	
Item #	Description	Replaces the Following	Oregon #	Husky #	Stihl #	Drive Links	ANSI Low Profile
WP100R 20RC	100' Chisel Chain Reel (.325" Pitch x .050" Gauge)	20LPX100U	H23-100U	23 RS 100R	1,848	No	

Item #	Description	Replaces the Following	Oregon #	Husky #	Stihl #	Drive Links	ANSI Low Profile
WPL 28RC56	13" Chisel Chain Loop (.325" Pitch x .058" Gauge)	21LPX056G	H21-56	25 RS 56	56	No	
WPL 28RC66	16" Chisel Chain Loop (.325" Pitch x .058" Gauge)	21LPX066G	H21-66	25 RS 66	66	No	
WPL 28RC72	18" Chisel Chain Loop (.325" Pitch x .058" Gauge)	21LPX072G	H21-72	25 RS 72	72	No	
WPL 28RC78	20" Chisel Chain Loop (.325" Pitch x .058" Gauge)	21LPX078G	H21-78	25 RS 78	78	No	
Item #	Description	Replaces the Following	Oregon #	Husky #	Stihl #	Drive Links	ANSI Low Profile
WP100R 28RC	100' Chisel Chain Reel (.325" Pitch x .058" Gauge)	21LPX100U	H21 100U	25 RS 100R	1,848	No	

Item #	Description	Replaces the Following	Oregon #	Husky #	Stihl #	Drive Links	ANSI Low Profile
WPL 23RC62	16" Chisel Chain Loop (.325" Pitch x .063" Gauge)	22LPX062G	H26-62	26 RS 62	62	No	
WPL 23RC67	16" Chisel Chain Loop (.325" Pitch x .063" Gauge)	22LPX067G	H26-67	26 RS 67	67	No	
WPL 23RC68	18" Chisel Chain Loop (.325" Pitch x .063" Gauge)	22LPX068G	H26-68	26 RS 68	68	No	
WPL 23RC74	18" Chisel Chain Loop (.325" Pitch x .063" Gauge)	22LPX074G	H26-74	26 RS 74	74	No	
WPL 23RC81	20" Chisel Chain Loop (.325" Pitch x .063" Gauge)	22LPX081G	H26-81	26 RS 81	81	No	
Item #	Description	Replaces the Following	Oregon #	Husky #	Stihl #	Drive Links	ANSI Low Profile
WP100R 23RC	100' Chisel Chain Reel (.325" Pitch x .063" Gauge)	22LPX100U	H26-100U	26 RS 100R	1,848	No	



## WoodlandPRO 20RCS

**WOODLANDPRO**

Skiptooth version of 20RC. This specialty chain blazes through softwood, and sharpens quicker than standard chain. It cuts rough in dense, dry wood. This chain has no anti-kickback features, so it is not recommended for casual users. 20RCS is .325" pitch – .050 (1.3mm) gauge, with a chisel cutter. Call or see our website for additional loops and reels.

Item #	Description	Replaces the Following	Oregon #	Husky #	Stihl #	Drive Links	ANSI Low Profile
WPL 20RCS66	16" Chisel Chain Loop (.325" Pitch x .050" Gauge)	20JPX066G	-	23 RSF 66*	66	No	
WPL 20RCS67	16" Chisel Chain Loop (.325" Pitch x .050" Gauge)	20JPX067G	-	23 RSF 67*	67	No	
WPL 20RCS72	18" Chisel Chain Loop (.325" Pitch x .050" Gauge)	20JPX072G	-	23 RSF 72*	72	No	
WPL 20RCS74	18" Chisel Chain Loop (.325" Pitch x .050" Gauge)	20JPX074G	-	23 RSF 74*	74	No	
WPL 20RCS78	20" Chisel Chain Loop (.325" Pitch x .050" Gauge)	20JPX078G	-	23 RSF 78*	78	No	
WPL 20RCS81	20" Chisel Chain Loop (.325" Pitch x .050" Gauge)	20JPX081G	-	23 RSF 81*	81	No	
Item #	Description	Replaces the Following	Oregon #	Husky #	Stihl #	Drive Links	ANSI Low Profile
WP100R 20RCS	100' Chisel Chain Reel (.325" Pitch x .050" Gauge)	20JPX100U	-	23 RSF 100R*	1,848	No	

\*Discontinued from Manufacturer at time of printing.



**ATTENTION READ THIS — WARNING:** All WoodlandPRO saw chain may be capable of kickback that could result in serious injury to the chainsaw operator or bystanders. DO NOT USE THIS CHAIN UNLESS YOU HAVE EXPERIENCE AND SPECIALIZED TRAINING FOR DEALING WITH KICKBACK. Saw chain with reduced kickback potential is available.

# WoodlandPRO® 3/8" Pitch Saw Chain

## WoodlandPRO 30RC, 38RC, 33RC **WOODLANDPRO**

WoodlandPro 3/8" chisel chain is the most popular saw chain sold here at Bailey's. Razor sharp chisel cutters blaze through both hardwoods and softwoods. This chain has no anti-kickback features, so it is not recommended for casual users. All chains are 3/8" pitch and easily maintained with a 7/32" file or 3/16" grinding wheel. Available in many pre-made loop sizes. Call or see our website for additional loops and reels.



Item #	Description	Replaces the Following	Oregon #	Husky #	Stihl #	Drive Links	ANSI Low Kickback
WPL 30RC60	16" Chisel Chain Loop (3/8" Pitch x .050" Gauge)		72EXL060G	H47-60	33 RS 60	60	No
WPL 30RC66	18" Chisel Chain Loop (3/8" Pitch x .050" Gauge)		72EXL066G	H47-66	33 RS 66	66	No
WPL 30RC68	18" Chisel Chain Loop (3/8" Pitch x .050" Gauge)		72EXL068G	H47-68	33 RS 68	68	No
WPL 30RC70	20" Chisel Chain Loop (3/8" Pitch x .050" Gauge)		72EXL070G	H47-70	33 RS 70	70	No
WPL 30RC72	20" Chisel Chain Loop (3/8" Pitch x .050" Gauge)		72EXL072G	H47-72	33 RS 72	72	No
WPL 30RC76	22" Chisel Chain Loop (3/8" Pitch x .050" Gauge)		72EXL076G	H47-76	33 RS 76	76	No
WPL 30RC81	24" Chisel Chain Loop (3/8" Pitch x .050" Gauge)		72EXL081G	H47-81	33 RS 81	81	No
WPL 30RC84	24" Chisel Chain Loop (3/8" Pitch x .050" Gauge)		72EXL084G	H47-84	33 RS 84	84	No
WPL 30RC91	28" Chisel Chain Loop (3/8" Pitch x .050" Gauge)		72EXL091G	H47-91	33 RS 91	91	No
WPL 30RC93	28" Chisel Chain Loop (3/8" Pitch x .050" Gauge)		72EXL093G	H47-93	33 RS 93	93	No
WPL 30RC98	30" Chisel Chain Loop (3/8" Pitch x .050" Gauge)		72EXL098G	H47-98	33 RS 98	98	No
WPL 30RC105	32" Chisel Chain Loop (3/8" Pitch x .050" Gauge)		72EXL105G	H47-105	33 RS 105	105	No
Item #	Description	Replaces the Following	Oregon #	Husky #	Stihl #	Drive Links	ANSI Low Kickback
WP100R 30RC	100' Chisel Chain Reel (3/8" Pitch x .050" Gauge)		72EXL100U	H47-100U	33 RS 100R	1,640	No

Item #	Description	Replaces the Following	Oregon #	Husky #	Stihl #	Drive Links	ANSI Low Kickback
WPL 38RC60	16" Chisel Chain Loop (3/8" Pitch x .058" Gauge)		73EXL060G	H48-60	35 RS 60	60	No
WPL 38RC68	18" Chisel Chain Loop (3/8" Pitch x .058" Gauge)		73EXL068G	H48-68	35 RS 68	68	No
WPL 38RC72	20" Chisel Chain Loop (3/8" Pitch x .058" Gauge)		73EXL072G	H48-72	35 RS 72	72	No
WPL 38RC84	24" Chisel Chain Loop (3/8" Pitch x .058" Gauge)		73EXL084G	H48-84	35 RS 84	84	No
Item #	Description	Replaces the Following	Oregon #	Husky #	Stihl #	Drive Links	ANSI Low Kickback
WP100R 38RC	100' Chisel Chain Reel (3/8" Pitch x .058" Gauge)		73EXL100U	H48-100U	35 RS 100R	1,640	No

Item #	Description	Replaces the Following	Oregon #	Husky #	Stihl #	Drive Links	ANSI Low Kickback
WPL 33RC60	16" Chisel Chain Loop (3/8" Pitch x .063" Gauge)		75EXL060G	H50-60	36 RS 60	60	No
WPL 33RC66	18" Chisel Chain Loop (3/8" Pitch x .063" Gauge)		75EXL066G	H50-66	36 RS 66	66	No
WPL 33RC72	20" Chisel Chain Loop (3/8" Pitch x .063" Gauge)		75EXL072G	H50-72	36 RS 72	72	No
WPL 33RC84	24" Chisel Chain Loop (3/8" Pitch x .063" Gauge)		75EXL084G	H50-84	36 RS 84	84	No
Item #	Description	Replaces the Following	Oregon #	Husky #	Stihl #	Drive Links	ANSI Low Kickback
WP100R 33RC	100' Chisel Chain Reel (3/8" Pitch x .063" Gauge)		75EXL100U	H50-100U	36 RS 100R	1,640	No

## WoodlandPRO 30RCS, 33RCS **WOODLANDPRO**

Skiptooth version of the popular RC series chains.

Usually used on bars 24" and longer, it makes quick work of both hardwoods and softwoods. This chain has no anti-kickback features, so it is not recommended for casual users. All chains are 3/8" pitch and easily maintained with a 7/32" file or 3/16" grinding wheel. Available in many pre-made loop sizes. See our website for additional loops.



Item #	Description	Replaces the Following	Oregon #	Husky #	Stihl #	Drive Links	ANSI Low Kickback
WPL 30RCS84	24" Skiptooth Chain Loop (3/8" Pitch x .050" Gauge)		72EXJ084G	H47S-84	33 RSF 84	84	No
WPL 30RCS91	28" Skiptooth Chain Loop (3/8" Pitch x .050" Gauge)		72EXJ091G	H47S-91	33 RSF 91	91	No
WPL 30RCS93	28" Skiptooth Chain Loop (3/8" Pitch x .050" Gauge)		72EXJ093G	H47S-93	33 RSF 93	93	No
WPL 30RCS105	32" Skiptooth Chain Loop (3/8" Pitch x .050" Gauge)		72EXJ105G	H47S-105	33 RSF 105	105	No
Item #	Description	Replaces the Following	Oregon #	Husky #	Stihl #	Drive Links	ANSI Low Kickback
WP100R 30RCS	100' Skiptooth Chain Reel (3/8" Pitch x .050" Gauge)		72EXJ100U	H47S-100U	33RSF 100R	1,640	No

Item #	Description	Replaces the Following	Oregon #	Husky #	Stihl #	Drive Links	ANSI Low Kickback
WPL 33RCS91	28" Skiptooth Chain Loop (3/8" Pitch x .063" Gauge)	75EXJ091G	-	36 RSF 91*	91	No	
WPL 33RCS93	28" Skiptooth Chain Loop (3/8" Pitch x .063" Gauge)	75EXJ093G	-	36 RSF 93*	93	No	
WPL 33RCS105	32" Skiptooth Chain Loop (3/8" Pitch x .063" Gauge)	75EXJ105G	-	36 RSF 105*	105	No	
WPL 33RCS114	36" Skiptooth Chain Loop (3/8" Pitch x .063" Gauge)	75EXJ114G	-	36 RSF 114*	114	No	
WPL 33RCS115	36" Skiptooth Chain Loop (3/8" Pitch x .063" Gauge)	75EXJ115G	-	36 RSF 115*	115	No	
WPL 33RCS135	42" Skiptooth Chain Loop (3/8" Pitch x .063" Gauge)	75EXJ135G	-	36 RSF 135*	135	No	
Item #	Description	Replaces the Following	Oregon #	Husky #	Stihl #	Drive Links	ANSI Low Kickback
WP100R 33RCS	100' Skiptooth Chain Reel (3/8" Pitch x .063" Gauge)	75EXJ100U	-	36RSF 100R*	1,640	No	

\*Discontinued from Manufacturer at time of printing.



**ATTENTION READ THIS — WARNING:** All WoodlandPRO saw chain may be capable of kickback that could result in serious injury to the chainsaw operator or bystanders. DO NOT USE THIS CHAIN UNLESS YOU HAVE EXPERIENCE AND SPECIALIZED TRAINING FOR DEALING WITH KICKBACK. Saw chain with reduced kickback potential is available.



# WoodlandPRO® 3/8" Pitch Saw Chain



## WoodlandPRO 30SC, 33SC & 38SC **WOODLANDPRO®**

30SC/38SC and 33SC are popular 3/8" chains for cutting in dirty, gritty conditions. The rounded semi-chisel cutters don't cut as fast as chisel cutters, but it will not dull nearly as fast. This chain has no anti-kickback features, and is not recommended for casual users. Available in many pre-made loop sizes. Call or see our website for additional loops and reels.

Item #	Description	Replaces the Following	Oregon #	Husky #	Stihl #	Drive Links	ANSI Low Kickback
WPL 30SC60	16" Chain Loop (3/8" Pitch x .050" Gauge)		72DPX060G	H51-60	33 RM 60	60	No
WPL 30SC66	18" Chain Loop (3/8" Pitch x .050" Gauge)		72DPX066G	H51-66	33 RM 66	66	No
WPL 30SC68	18" Chain Loop (3/8" Pitch x .050" Gauge)		72DPX068G	H51-68	33 RM 68	68	No
WPL 30SC70	20" Chain Loop (3/8" Pitch x .050" Gauge)		72DPX070G	H51-70	33 RM 70	70	No
WPL 30SC72	20" Chain Loop (3/8" Pitch x .050" Gauge)		72DPX072G	H51-72	33 RM 72	72	No
WPL 30SC81	24" Chain Loop (3/8" Pitch x .050" Gauge)		72DPX081G	H51-81	33 RM 81	81	No
WPL 30SC84	24" Chain Loop (3/8" Pitch x .050" Gauge)		72DPX084G	H51-84	33 RM 84	84	No
Item #	Description	Replaces the Following	Oregon #	Husky #	Stihl #	Drive Links	ANSI Low Kickback
WP100R 30SC	100' Chain Reel (3/8" Pitch x .050" Gauge)		72DPX100U	H51-100U	33 RM 100R	1,640	No

Item #	Description	Replaces the Following	Oregon #	Carlton#	Stihl #	Drive Links	ANSI Low Kickback
WPL 38SC60	16" Chain Loop (3/8" Pitch x .058" Gauge)		73DPX060G	A2EP-60	35RM, 35RMC	60	No
WPL 38SC68	18" Chain Loop (3/8" Pitch x .058" Gauge)		73DPX068G	A2EP-68	35RM, 35RMC	68	No
WPL 38SC72	20" Chain Loop (3/8" Pitch x .058" Gauge)		73DPX072G	A2EP-72	35RM, 35RMC	72	No
WPL 38SC84	24" Chain Loop (3/8" Pitch x .058" Gauge)		73DPX084G	A2EP-84	35RM, 35RMC	84	No
Item #	Description	Replaces the Following	Oregon #	Carlton#	Stihl #	Drive Links	ANSI Low Kickback
WP100R 38SC	100' Chain Reel (3/8" Pitch x .058" Gauge)		73DPX100R	A2EP-100R	35RM, 35RMC	1,640	No

Item #	Description	Replaces the Following	Oregon #	Carlton#	Stihl #	Drive Links	ANSI Low Kickback
WPL 33SC60	16" Chain Loop (3/8" Pitch x .063" Gauge)		75DPX060G	A3EP-60	36RM, 36RMC	60	No
WPL 33SC66	18" Chain Loop (3/8" Pitch x .063" Gauge)		75DPX066G	A3EP-66	36RM, 36RMC	66	No
WPL 33SC72	20" Chain Loop (3/8" Pitch x .063" Gauge)		75DPX072G	A3EP-72	36RM, 36RMC	72	No
WPL 33SC84	24" Chain Loop (3/8" Pitch x .063" Gauge)		75DPX084G	A3EP-84	36RM, 36RMC	84	No
WPL 33SC91	28" Chain Loop (3/8" Pitch x .063" Gauge)		75DPX091G	A3EP-91	36RM, 36RMC	91	No
WPL 33SC93	28" Chain Loop (3/8" Pitch x .063" Gauge)		75DPX093G	A3EP-93	36RM, 36RMC	93	No
WPL 33SC105	32" Chain Loop (3/8" Pitch x .063" Gauge)		75DPX105G	A3EP-105	36RM, 36RMC	105	No
WPL 33SC114	36" Chain Loop (3/8" Pitch x .063" Gauge)		75DPX114G	A3EP-114	36RM, 36RMC	114	No
WPL 33SC115	36" Chain Loop (3/8" Pitch x .063" Gauge)		75DPX115G	A3EP-115	36RM, 36RMC	115	No
Item #	Description	Replaces the Following	Oregon #	Carlton#	Stihl #	Drive Links	ANSI Low Kickback
WP100R 33SC	100' Chain Reel (3/8" Pitch x .063" Gauge)		75DP100R	A3EP-100R	36RM, 36RMC	1,640	No



## WoodlandPRO 30SCS

**WOODLANDPRO®**

WoodlandPRO 30SCS is the skiptooth version of our popular 30SC chainsaw chain. This chainsaw chain is built with semi-chisel cutters, which will not cut as fast as chisel chain cutters, but is much more forgiving when contacting abrasive materials like dirt and sand. 30SCS is made with a skiptooth sequence, which has 1/3 less cutters than standard chain. Available in many pre-made loop sizes. Call or see our website for additional loops and reels.

Item #	Description	Replaces the Following	Oregon #	Husky #	Stihl #	Drive Links	ANSI Low Kickback
WPL 30SCS84	24" Chain Loop (3/8" Pitch x .050" Gauge)		72AP084G	-	33 RMF 84	84	No
WPL 30SCS91	28" Chain Loop (3/8" Pitch x .050" Gauge)		72AP091G	-	33 RMF 91	91	No
WPL 30SCS93	28" Chain Loop (3/8" Pitch x .050" Gauge)		72AP093G	-	33 RMF 93	93	No
WPL 30SCS105	32" Chain Loop (3/8" Pitch x .050" Gauge)		72AP105G	-	33 RMF 105	105	No
Item #	Description	Replaces the Following	Oregon #	Husky #	Stihl #	Drive Links	ANSI Low Kickback
WP100R 30SCS	100' Chain Reel (3/8" Pitch x .050" Gauge)		72AP100U	-	33 RMF 100R	1,640	No

## WoodlandPRO 43RC

The heavy-weight .404 chain professional's choice, the 43RC is a fast-cutting chisel chain that blazes through soft and hardwoods. This chain has no anti-kickback features, so it is not recommended for casual users. 43RC is .404" pitch – .063" (1.6mm) gauge, with a chisel cutter. Call or see our website for additional loops and reels.

**WOODLANDPRO®**



Item #	Description	Replaces the Following	Oregon #	Husky #	Stihl #	Drive Links	ANSI Low Kickback
WPL 43RC65	20" Chain Loop (.404" Pitch x .063" Gauge)		68LX065G	H57-65	46 RS 65	65	No
WPL 43RC76	24" Chain Loop (.404" Pitch x .063" Gauge)		68LX076G	H57-76	46 RS 76	76	No
WPL 43RC80	25" Chain Loop (.404" Pitch x .063" Gauge)		68LX080G	H57-80	46 RS 80	80	No
WPL 43RC91	30" Chain Loop (.404" Pitch x .063" Gauge)		68LX091G	H57-91	46 RS 91	91	No
WPL 43RC95	32" Chain Loop (.404" Pitch x .063" Gauge)		68LX095G	H57-95	46 RS 95	95	No
WPL 43RC104	36" Chain Loop (.404" Pitch x .063" Gauge)		68LX104G	H57-104	46 RS 104	104	No
WPL 43RC108	36" Chain Loop (.404" Pitch x .063" Gauge)		68LX108G	H57-108	46 RS 108	108	No
WPL 43RC123	42" Chain Loop (.404" Pitch x .063" Gauge)		68LX123G	H57-123	46 RS 123	123	No
Item #	Description	Replaces the Following	Oregon #	Husky #	Stihl #	Drive Links	ANSI Low Kickback
WP100R 43RC	100' Chain Reel (.404" Pitch x .063" Gauge)		68LX100U	H57 100U	46 RS 100R	1,484	No

## WoodlandPRO 43RCS

Skiptooth version of 43RC. This chain works great on bars 28" and longer. Much more durable than .375" pitch chains. This chain has no anti-kickback features, so it is not recommended for casual users. 43RCS is .404" pitch – .063" (1.6mm) gauge, with a chisel cutter. Call or see our website for additional loops and reels.

**WOODLANDPRO®**



Item #	Description	Replaces the Following	Oregon #	Husky #	Stihl #	Drive Links	ANSI Low Kickback
WPL 43RCS95	32" Chain Loop (.404" Pitch x .063" Gauge)		68JX095G	H57S-95	46 RSF 95*	95	No
WPL 43RCS100	33" Chain Loop (.404" Pitch x .063" Gauge)		68JX100G	H57S-100	46 RSF 100*	100	No
WPL 43RCS104	36" Chain Loop (.404" Pitch x .063" Gauge)		68JX104G	H57S-104	46 RSF 104*	104	No
WPL 43RCS108	36" Chain Loop (.404" Pitch x .063" Gauge)		68JX108G	H57S-108	46 RSF 108*	108	No
WPL 43RCS123	41/42" Chain Loop (.404" Pitch x .063" Gauge)		68JX123G	H57S-123	46 RSF 123*	123	No
WPL 43RCS138	47" Chain Loop (.404" Pitch x .063" Gauge)		68JX138G	H57S-138	46 RSF 138*	138	No
WPL 43RCS141	50" Chain Loop (.404" Pitch x .063" Gauge)		68JX141G	H57S-141	46 RSF 141*	141	No
WPL 43RCS142	50" Chain Loop (.404" Pitch x .063" Gauge)		68JX142G	H57S-142	46 RSF 142*	142	No
WPL 43RCS167	60" Chain Loop (.404" Pitch x .063" Gauge)		68JX167G	H57S-167	46 RSF 167*	167	No
WPL 43RCS173	59/60" Chain Loop (.404" Pitch x .063" Gauge)		68JX173G	H57S-173	46 RSF 173*	173	No
WPL 43RCS196	72" Chain Loop (.404" Pitch x .063" Gauge)		68JX196G	H57S-196	46 RSF 196*	196	No
Item #	Description	Replaces the Following	Oregon #	Husky #	Stihl #	Drive Links	ANSI Low Kickback
WP100R 43RCS	100' Chain Reel (.404" Pitch x .063" Gauge)		68JX100U	H64S 100U	46RSF 100R*	1,484	No

## WoodlandPRO Breaker & Spinner Combo Kit

Complete professional kit so you can make any size saw chain loop from bulk reels. Designed for all types of saw chain, including 3/4" pitch harvester chain. The breaker has a long lever action handle to break the toughest of chains. Also comes complete with an anvil to change bar tip rivets. The spinner has three different anvils to accommodate the pitch of chain you desire. Take up handle can also accept 3/8" ratchet system, for additional leverage. Top quality at an affordable price. **SPECIAL! The combination kit also includes a FREE chain measuring chart, so you can make all sizes of chain loops quickly.**

Item #	Description
WPB	Professional Breaker
WPS	Professional Spinner
SBC	Breaker/Spinner Combo

## Granberg Hand-Operated Locking Chain Breaker

This handy tool with the long name gives you ton-grip power with hand-shake pressure for separating or repairing chain. The rivets just push out and with the easy-to-use spinner, new tie straps are riveted into place. Works on all chain types except 3/4" pitch chain.

Item #	Description
46605	Hand-Operated Chain Breaker

## Saw Chain Chart

Ever gone cross-eyed trying to count out links of chain? Our chart makes measuring chain a snap. Each chart has a template of various chain sizes printed on a 48" long durable plastic face. This is the same chart we use in our shop.

Item #	Description
45495	Saw Chain Measuring Chart

**WOODLANDPRO®**



See our Website for Replacement Breaker & Spinner Parts



**ATTENTION READ THIS — WARNING:** All WoodlandPRO saw chain may be capable of kickback that could result in serious injury to the chainsaw operator or bystanders. DO NOT USE THIS CHAIN UNLESS YOU HAVE EXPERIENCE AND SPECIALIZED TRAINING FOR DEALING WITH KICKBACK. Saw chain with reduced kickback potential is available.



# WoodlandPRO® Ripping Chain



## WoodlandPRO 30RP, 33RP & 38RP

**WOODLANDPRO®**

Ripping chain is designed for chainsaw milling only (cutting with the grain), which is difficult with standard saw chain. The top plate of the semi-chisel cutter is ground at a 10 degree angle, which gives slabs a smooth finish. We offer 3/8" pitch ripping chain in three gauges (.050"/.058"/.063"). Available in many pre-made loop sizes.

Item #	Description	Replaces the Following	Oregon #	Husky #	Stihl #	Drive Links	ANSI Low Kickback
WPL 30RP60	16" Ripping Chain Loop (3/8" Pitch x .050" Gauge)	72RD060G	-	33 RMX 60*	60	No	
WPL 30RP66	18" Ripping Chain Loop (3/8" Pitch x .050" Gauge)	72RD066G	-	33 RMX 66*	66	No	
WPL 30RP68	18" Ripping Chain Loop (3/8" Pitch x .050" Gauge)	72RD068G	-	33 RMX 68*	68	No	
WPL 30RP72	20" Ripping Chain Loop (3/8" Pitch x .050" Gauge)	72RD072G	-	33 RMX 72*	72	No	
WPL 30RP84	24" Ripping Chain Loop (3/8" Pitch x .050" Gauge)	72RD084G	-	33 RMX 84*	84	No	
WPL 30RP91	28" Ripping Chain Loop (3/8" Pitch x .050" Gauge)	72RD091G	-	33 RMX 91*	91	No	
WPL 30RP93	28" Ripping Chain Loop (3/8" Pitch x .050" Gauge)	72RD093G	-	33 RMX 93*	93	No	
WPL 30RP105	32" Ripping Chain Loop (3/8" Pitch x .050" Gauge)	72RD105G	-	33 RMX 105*	105	No	
Item #	Description	Replaces the Following	Oregon #	Husky #	Stihl #	Drive Links	ANSI Low Kickback
WP100R 30RP	100' Ripping Chain Reel (3/8" Pitch x .050" Gauge)	72RD100U	-	33 RMX 100R*	1,640	No	

Item #	Description	Replaces the Following	Oregon #	Husky #	Stihl #	Drive Links	ANSI Low Kickback
WPL 38RP60	16" Ripping Chain Loop (3/8" Pitch x .058" Gauge)	73RD060G	-	35 RMX 60*	60	No	
WPL 38RP68	18" Ripping Chain Loop (3/8" Pitch x .058" Gauge)	73RD068G	-	35 RMX 68*	68	No	
WPL 38RP72	20" Ripping Chain Loop (3/8" Pitch x .058" Gauge)	73RD072G	-	35 RMX 72*	72	No	
WPL 38RP84	24" Ripping Chain Loop (3/8" Pitch x .058" Gauge)	73RD084G	-	35 RMX 84*	84	No	
Item #	Description	Replaces the Following	Oregon #	Husky #	Stihl #	Drive Links	ANSI Low Kickback
WP100R 33RP	100' Ripping Chain Reel (3/8" Pitch x .058" Gauge)	73RD100U	-	35 RMX 100R*	1,640	No	

Item #	Description	Replaces the Following	Oregon #	Husky #	Stihl #	Drive Links	ANSI Low Kickback
WPL 33RP66	18" Ripping Chain Loop (3/8" Pitch x .063" Gauge)	75RD066G	-	36 RMX 66*	66	No	
WPL 33RP72	20" Ripping Chain Loop (3/8" Pitch x .063" Gauge)	75RD072G	-	36 RMX 72*	72	No	
WPL 33RP84	24" Ripping Chain Loop (3/8" Pitch x .063" Gauge)	75RD084G	-	36 RMX 84*	84	No	
WPL 33RP91	28" Ripping Chain Loop (3/8" Pitch x .063" Gauge)	75RD091G	-	36 RMX 91*	91	No	
WPL 33RP105	32" Ripping Chain Loop (3/8" Pitch x .063" Gauge)	75RD105G	-	36 RMX 105*	105	No	
WPL 33RP114	36" Ripping Chain Loop (3/8" Pitch x .063" Gauge)	75RD114G	-	36 RMX 114*	114	No	
WPL 33RP115	36" Ripping Chain Loop (3/8" Pitch x .063" Gauge)	75RD115G	-	36 RMX 115*	115	No	
WPL 33RP135	42" Ripping Chain Loop (3/8" Pitch x .063" Gauge)	75RD135G	-	36 RMX 135*	135	No	
Item #	Description	Replaces the Following	Oregon #	Husky #	Stihl #	Drive Links	ANSI Low Kickback
WP100R 33RP	100' Ripping Chain Reel (3/8" Pitch x .063" Gauge)	75RD100U	-	36 RMX 100R*	1,640	No	



## WoodlandPRO 63RP

**WOODLANDPRO®**

Ripping chain is designed for chainsaw milling on the Logosol sawmills. WoodlandPRO 63RP has specially ground 3/8" low profile semi-chisel cutters made in .050" gauge. It can be easily sharpened in the field with a 5/32" round file.

Item #	Description	Replaces the Following	Oregon #	Husky #	Stihl #	Drive Links	ANSI Low Kickback
WPL 63RP60	16" Ripping Chain Loop (3/8" Low Profile x .050" Gauge)	-	-	63 PMX 60	60	No	
WPL 63RP72	20" Ripping Chain Loop (3/8" Low Profile x .050" Gauge)	-	-	63 PMX 72	72	No	
WPL 63RP84	24" Ripping Chain Loop (3/8" Low Profile x .050" Gauge)	-	-	63 PMX 84	84	No	
Item #	Description	Replaces the Following	Oregon #	Husky #	Stihl #	Drive Links	ANSI Low Kickback
WP100R 63RP	100' Ripping Chain Reel (3/8" Low Profile x .050" Gauge)	-	-	63 PMX 100R	1,640	No	



## WoodlandPRO 43RP

**WOODLANDPRO®**

Ripping chain is designed for heavy duty chainsaw milling applications. WoodlandPRO 43RP has specially ground .404" pitch semi-chisel cutters made in .063" gauge. It can be easily sharpened in the field with a 7/32" round file.

Item #	Description	Replaces the Following	Oregon #	Carlton #	Stihl #	Drive Links	ANSI Low Kickback
WPL 43RP95	32" Ripping Chain Loop (.404" Pitch x .063" Gauge)		27R	B3H-RP	46RMX	95	No
WPL 43RP104	36" Ripping Chain Loop (.404" Pitch x .063" Gauge)		27R	B3H-RP	46RMX	104	No
WPL 43RP108	36" Ripping Chain Loop (.404" Pitch x .063" Gauge)		27R	B3H-RP	46RMX	108	No
WPL 43RP123	42" Ripping Chain Loop (.404" Pitch x .063" Gauge)		27R	B3H-RP	46RMX	123	No
WPL 43RP124	44" Ripping Chain Loop (.404" Pitch x .063" Gauge)		27R	B3H-RP	46RMX	124	No
WPL 43RP139	50" Ripping Chain Loop (.404" Pitch x .063" Gauge)		27R	B3H-RP	46RMX	139	No
WPL 43RP142	50" Ripping Chain Loop (.404" Pitch x .063" Gauge)		27R	B3H-RP	46RMX	142	No
WPL 43RP153	56" Ripping Chain Loop (.404" Pitch x .063" Gauge)		27R	B3H-RP	46RMX	153	No
WPL 43RP179	66" Ripping Chain Loop (.404" Pitch x .063" Gauge)		27R	B3H-RP	46RMX	179	No
Item #	Description	Replaces the Following	Oregon #	Carlton #	Stihl #	Drive Links	ANSI Low Kickback
WP100R 43RP	100' Ripping Chain Reel (.404" Pitch x .063" Gauge)		27R	B3H-RP	46RMX	1,484	No

\*Discontinued from Manufacturer at time of printing.



## Oregon Saw Chain

Oregon manufactures more saw chain than anyone in the world for a good reason. They offer a top-quality, fast cutting chain at an affordable price. Bailey's is the largest Oregon chain dealer in North America. We offer over 90 different styles of Oregon chain alone. We also have huge buying power, so you can be assured you're getting a fair price. The following pages list some of the most popular Oregon chain styles we stock. There are many more available online.

## ANSI Approved Low Kickback Saw Chain

We offer Oregon low-kickback chains designed to deliver cutting performance demanded by commercial and occasional users with maximum protection against bar-nose kickback. In kickback tests, these chains have a computed kickback angle of less than 45 degrees. These chains meet the low-kickback performance standards for saw chain in both the United States and Canada. In the U.S., the standard for low-kickback saw chain is known as ANSI B175.1. In Canada, the standard for low-kickback type C saw chain is known as CSA Z62.3. Any chain listed with a green label is considered low kickback chain.

## Oregon 91PXL Saw Chain

A high-performance, low-kickback chain is well suited for commercial cutters, arborists and occasional users. 91PXL has a longer cutter design (33% more) compared to the original 91PX chain, giving you substantially more sharpening. 91PXL is 3/8" pitch, .050" gauge (1.3mm) and sharpens with a 5/32" file. Call or see our website for additional loop and reel offerings.



Item #	Description	Replaces the Following	Husky #	Stihl #	Drive Links	ANSI Low Kickback
ORF 91PXL044G	12" Chain Loop (3/8" Low Profile x .050" Gauge)		H36-44	63 PM3 44	44	Yes
ORF 91PXL045G	12" Chain Loop (3/8" Low Profile x .050" Gauge)		H36-45	63 PM3 45	45	Yes
ORF 91PXL050G	14" Chain Loop (3/8" Low Profile x .050" Gauge)		H36-50	63 PM3 50	50	Yes
ORF 91PXL052G	14" Chain Loop (3/8" Low Profile x .050" Gauge)		H36-52	63 PM3 52	52	Yes
ORF 91PXL055G	16" Chain Loop (3/8" Low Profile x .050" Gauge)		H36-55	63 PM3 55	55	Yes
ORF 91PXL056G	16" Chain Loop (3/8" Low Profile x .050" Gauge)		H36-56	63 PM3 56	56	Yes
ORF 91PXL057G	16" Chain Loop (3/8" Low Profile x .050" Gauge)		H36-57	63 PM3 57	57	Yes
ORF 91PXL062G	18" Chain Loop (3/8" Low Profile x .050" Gauge)		H36-62	63 PM3 62	62	Yes
Item #	Description	Replaces the Following	Husky #	Stihl #	Drive Links	ANSI Low Kickback
ORF 91PXL100R	100' Chain Reel (3/8" Low Profile x .050" Gauge)		H36-100U	63 PM3 100R	1,640	Yes



## Oregon 91VXL Saw Chain

More aggressive version of 91PXL. 91VXL has a newly designed cutter that is substantially longer than the original 91VX version. 91VXL is not a low-kickback chain, so it is not recommended for casual users. 91VXL is 3/8" pitch, .050" gauge (1.3mm) and sharpens with a 5/32" file. Call or see our website for additional loop and reel offerings.

Item #	Description	Replaces the Following	Husky #	Stihl #	Drive Links	ANSI Low Kickback
ORF 91VXL050G	14" Chain Loop (3/8" Low Profile x .050" Gauge)		H35-50	63 PM 50	50	No
ORF 91VXL052G	14" Chain Loop (3/8" Low Profile x .050" Gauge)		H35-52	63 PM 52	52	No
ORF 91VXL055G	16" Chain Loop (3/8" Low Profile x .050" Gauge)		H35-55	63 PM 55	55	No
ORF 91VXL056G	16" Chain Loop (3/8" Low Profile x .050" Gauge)		H35-56	63 PM 56	56	No
Item #	Description	Replaces the Following	Husky #	Stihl #	Drive Links	ANSI Low Kickback
ORF 91VXL100R	100' Chain Reel (3/8" Low Profile x .050" Gauge)		H35-100U	63 PM 100R	1,640	No



## Oregon 95TXL Saw Chain

95TXL SpeedCut narrow kerf cutting systems are more efficient, needing less power from the saw than standard cutting systems. Low-vibration, micro chisel cutters have small radius working corners for excellent performance and easy maintenance. Ideal for arborists and property owners running saws up to 55cc. It is .325" pitch, .050" gauge (1.3mm) and sharpens with a 3/16" file. Must be matched with a narrow kerf chainsaw bar to work properly.

Item #	Description	Replaces the Following	Husky #	Stihl #	Drive Links	ANSI Low Kickback
ORF 95TXL056G	13" Narrow Kerf Chain Loop (.325" Pitch x .050" Gauge)		H30-56	—	56	No
ORF 95TXL066G	16" Narrow Kerf Chain Loop (.325" Pitch x .050" Gauge)		H30-66	—	66	No
ORF 95TXL072G	18" Narrow Kerf Chain Loop (.325" Pitch x .050" Gauge)		H30-72	—	72	No
ORF 95TXL080G	20" Narrow Kerf Chain Loop (.325" Pitch x .050" Gauge)		H30-80	—	80	No
Item #	Description	Replaces the Following	Husky #	Stihl #	Drive Links	ANSI Low Kickback
ORF 95TXL100R	100' Narrow Kerf Chain Reel (.325" Pitch x .050" Gauge)		H30-100U	—	1,848	No



**ATTENTION READ THIS — WARNING:** The Oregon saw chain above that is not marked with the green "Low Kickback Saw Chain" icon may be capable of kickback that could result in serious injury to the chainsaw operator or bystanders. DO NOT USE THIS CHAIN UNLESS YOU HAVE EXPERIENCE AND SPECIALIZED TRAINING FOR DEALING WITH KICKBACK. Saw chain with reduced kickback potential is available.



## Oregon 20BPX, 21BPX & 22BPX Saw Chain

Oregon .325" pitch saw chain is perfect for professional woodcutters who want a fast cutting saw chain with great stay sharp features. The Micro Chisel cutters have small-radius working corners for fast cutting and easy sharpening, yet they stand up better in dirty conditions as compared to chisel chain. Sharpens with a 3/16" round file. Call or see our website for additional loops and reels.



Item #	Description	Replaces the Following	Husky #	Stihl #	Carlton #	Drive Links	ANSI Low Kickback
ORF 20BPX066G	16" Semi-Chisel Chain Loop (.325" Pitch x .050" Gauge)		H22-66	23 RM3 66	K1C-BL-66E	66	Yes
ORF 20BPX067G	16" Semi-Chisel Chain Loop (.325" Pitch x .050" Gauge)		H22-67	23 RM3 67	K1C-BL-67E	67	Yes
ORF 20BPX072G	18" Semi-Chisel Chain Loop (.325" Pitch x .050" Gauge)		H22-72	23 RM3 72	K1C-BL-72E	72	Yes
ORF 20BPX074G	18" Semi-Chisel Chain Loop (.325" Pitch x .050" Gauge)		H22-74	23 RM3 74	K1C-BL-74E	74	Yes
ORF 20BPX078G	20" Semi-Chisel Chain Loop (.325" Pitch x .050" Gauge)		H22-78	23 RM3 78	K1C-BL-78E	78	Yes
ORF 20BPX081G	20" Semi-Chisel Chain Loop (.325" Pitch x .050" Gauge)		H22-81	23 RM3 81	K1C-BL-81E	81	Yes
Item #	Description	Replaces the Following	Husky #	Stihl #	Carlton #	Drive Links	ANSI Low Kickback
ORF 20BPX100R	100' Semi-Chisel Chain Reel (.325" Pitch x .050" Gauge)		H22-100U	23 RM3 100R	K1C-BL-100R	1,848	Yes

Item #	Description	Replaces the Following	Husky #	Stihl #	Carlton #	Drive Links	ANSI Low Kickback
ORF 21BPX066G	16" Semi-Chisel Chain Loop (.325" Pitch x .058" Gauge)		H25-66	25 RM3 66	K2C-BL-66E	66	Yes
ORF 21BPX072G	18" Semi-Chisel Chain Loop (.325" Pitch x .058" Gauge)		H25-72	25 RM3 72	K2C-BL-72E	72	Yes
ORF 21BPX078G	20" Semi-Chisel Chain Loop (.325" Pitch x .058" Gauge)		H25-78	25 RM3 78	K2C-BL-78E	78	Yes
Item #	Description	Replaces the Following	Husky #	Stihl #	Carlton #	Drive Links	ANSI Low Kickback
ORF 21BPX100R	100' Semi-Chisel Chain Reel (.325" Pitch x .058 Gauge)		H25-100U	25 RM3 100R	K2C-BL-100R	1,848	Yes

Item #	Description	Replaces the Following	Husky #	Stihl #	Carlton #	Drive Links	ANSI Low Kickback
ORF 22BPX062G	16" Semi-Chisel Chain Loop (.325" Pitch x .063" Gauge)		—	26 RM3 62	K3C-BL-62E	62	Yes
ORF 22BPX067G	16" Semi-Chisel Chain Loop (.325" Pitch x .063" Gauge)		—	26 RM3 67	K3C-BL-67E	67	Yes
ORF 22BPX068G	18" Semi-Chisel Chain Loop (.325" Pitch x .063" Gauge)		—	26 RM3 68	K3C-BL-68E	68	Yes
ORF 22BPX074G	18" Semi-Chisel Chain Loop (.325" Pitch x .063" Gauge)		—	26 RM3 74	K3C-BL-74E	74	Yes
ORF 22BPX081G	20" Semi-Chisel Chain Loop (.325" Pitch x .063" Gauge)		—	26 RM3 81	K3C-BL-81E	81	Yes
Item #	Description	Replaces the Following	Husky #	Stihl #	Carlton #	Drive Links	ANSI Low Kickback
ORF 22BPX100R	100' Chain Reel (.325" Pitch x .063" Gauge)		—	26 RM3 100R	K3C-BL-100R	1,848	Yes

## Oregon 20LPX, 21LPX & 22LPX Saw Chain

This fast cutting .325" pitch chisel saw chain is perfect for today's medium sized, high performance chainsaws. Chisel cutters work well in both softwoods and hardwoods. 21LPX works best in clean cutting conditions, where there is limited contact with dirt and other abrasive materials. Sharpens with a 3/16" round file. Call or see our website for additional loop and reel offerings.



Item #	Description	Replaces the Following	Husky #	Stihl #	Carlton #	Drive Links	ANSI Low Kickback
ORF 20LPX066G	16" Chisel Chain Loop (.325" Pitch x .050" Gauge)		H23-66	23 RS 66	K1L-BL-66E	66	No
ORF 20LPX067G	16" Chisel Chain Loop (.325" Pitch x .050" Gauge)		H23-67	23 RS 67	K1L-BL-67E	67	No
ORF 20LPX072G	18" Chisel Chain Loop (.325" Pitch x .050" Gauge)		H23-72	23 RS 72	K1L-BL-72E	72	No
ORF 20LPX074G	18" Chisel Chain Loop (.325" Pitch x .050" Gauge)		H23-74	23 RS 74	K1L-BL-74E	74	No
ORF 20LPX078G	20" Chisel Chain Loop (.325" Pitch x .050" Gauge)		H23-78	23 RS 78	K1L-BL-78E	78	No
ORF 20LPX081G	20" Chisel Chain Loop (.325" Pitch x .050" Gauge)		H23-81	23 RS 81	K1L-BL-81E	81	No
Item #	Description	Replaces the Following	Husky #	Stihl #	Carlton #	Drive Links	ANSI Low Kickback
ORF 20LPX100R	100' Chisel Chain Reel (.325" Pitch x .050" Gauge)		H23-100U	23 RS 100R	K1C-BL-100R	1,848	No

Item #	Description	Replaces the Following	Husky #	Stihl #	Carlton #	Drive Links	ANSI Low Kickback
ORF 21LPX066G	16" Chisel Chain Loop (.325" Pitch x .058" Gauge)		H21-66	25 RS 66	K2L-BL-66E	66	No
ORF 21LPX072G	18" Chisel Chain Loop (.325" Pitch x .058" Gauge)		H21-72	25 RS 72	K2L-BL-72E	72	No
ORF 21LPX078G	20" Chisel Chain Loop (.325" Pitch x .058" Gauge)		H21-78	25 RS 78	K2L-BL-78E	78	No
Item #	Description	Replaces the Following	Husky #	Stihl #	Carlton #	Drive Links	ANSI Low Kickback
ORF 21LPX100R	100' Chisel Chain Reel (.325" Pitch x .058" Gauge)		H21-100U	25 RS 100	K2L-BL-100R	1,848	No

Item #	Description	Replaces the Following	Husky #	Stihl #	Carlton #	Drive Links	ANSI Low Kickback
ORF 22LPX062G	16" Chisel Chain Loop (.325" Pitch x .063" Gauge)		H26-62	26 RS 62	K3L-BL-62E	62	No
ORF 22LPX067G	16" Chisel Chain Loop (.325" Pitch x .063" Gauge)		H26-67	26 RS 67	K3L-BL-67E	67	No
ORF 22LPX068G	18" Chisel Chain Loop (.325" Pitch x .063" Gauge)		H26-68	26 RS 68	K3L-BL-68E	68	No
ORF 22LPX074G	18" Chisel Chain Loop (.325" Pitch x .063" Gauge)		H26-74	26 RS 74	K3L-BL-74E	74	No
ORF 22LPX081G	20" Chisel Chain Loop (.325" Pitch x .063" Gauge)		H26-81	26 RS 81	K3L-BL-81E	81	No
Item #	Description	Replaces the Following	Husky #	Stihl #	Carlton #	Drive Links	ANSI Low Kickback
ORF 22LPX100R	100' Chisel Chain Reel (.325" Pitch x .063" Gauge)		H26-100U	26 RS 100R	K3L-BL-100R	1,848	No



**ATTENTION READ THIS — WARNING:** The Oregon saw chain above that is not marked with the green "Low Kickback Saw Chain" icon may be capable of kickback that could result in serious injury to the chainsaw operator or bystanders. DO NOT USE THIS CHAIN UNLESS YOU HAVE EXPERIENCE AND SPECIALIZED TRAINING FOR DEALING WITH KICKBACK. Saw chain with reduced kickback potential is available.

# Oregon® 3/8" Pitch Saw Chain



## Oregon 72DPX, 73DPX & 75DPX Saw Chain



Original Super-70 series saw chain, now known as VersaCut. Semi-chisel cutters work well in abrasive conditions. The chain is easy to sharpen with a file. Bumper drive links make this a smooth cutting chain in hard wood. All chain is 3/8" pitch and sharpens with a 7/32" file. Call or see our website for additional loop and reel offerings.

Item #	Description	Replaces the Following	Husky #	Stihl #	Carlton #	Drive Links	ANSI Low Kickback
ORF 72DPX060G	16" Semi-Chisel Chain Loop (3/8" Pitch x .050" Gauge)		H51-60	33 RM3 60*	A1EP-BL-60E	60	No
ORF 72DPX066G	18" Semi-Chisel Chain Loop (3/8" Pitch x .050" Gauge)		H51-66	33 RM3 66*	A1EP-BL-66E	66	No
ORF 72DPX068G	18" Semi-Chisel Chain Loop (3/8" Pitch x .050" Gauge)		H51-68	33 RM3 68*	A1EP-BL-68E	68	No
ORF 72DPX072G	20" Semi-Chisel Chain Loop (3/8" Pitch x .050" Gauge)		H51-72	33 RM3 72*	A1EP-BL-72E	72	No
ORF 72DPX084G	24" Semi-Chisel Chain Loop (3/8" Pitch x .050" Gauge)		H51-84	33 RM3 84*	A1EP-BL-84E	84	No
Item #	Description	Replaces the Following	Husky #	Stihl #	Carlton #	Drive Links	ANSI Low Kickback
ORF 72DPX100R	100' Semi-Chisel Chain Reel (3/8" Pitch x .050" Gauge)		H51-100U	33 RM3 100R*	A1EP-BL-100R	1,640	No

Item #	Description	Replaces the Following	Husky #	Stihl #	Carlton #	Drive Links	ANSI Low Kickback
ORF 73DPX060G	16" Semi-Chisel Chain Loop (3/8" Pitch x .058" Gauge)		H54-60	35 RM3 60*	A2EP-BL-60E	60	No
ORF 73DPX068G	18" Semi-Chisel Chain Loop (3/8" Pitch x .058" Gauge)		H54-68	35 RM3 68*	A2EP-BL-68E	68	No
ORF 73DPX072G	20" Semi-Chisel Chain Loop (3/8" Pitch x .058" Gauge)		H54-72	35 RM3 72*	A2EP-BL-72E	72	No
ORF 73DPX084G	24" Semi-Chisel Chain Loop (3/8" Pitch x .058" Gauge)		H54-84	35 RM3 84*	A2EP-BL-84E	84	No
Item #	Description	Replaces the following	Husky #	Stihl #	Carlton #	Drive Links	ANSI Low Kickback
ORF 73DPX100R	100' Semi-Chisel Chain Reel (3/8" Pitch x .058" Gauge)		H54-100U	35 RM3 100R*	A2EP-BL-100R	1,640	No

Item #	Description	Replaces the Following	Husky #	Stihl #	Carlton #	Drive Links	ANSI Low Kickback
ORF 75DPX060G	16" Semi-Chisel Chain Loop (3/8" Pitch x .063" Gauge)		—	36 RM3 60*	A3EP-BL-60E	60	No
ORF 75DPX066G	18" Semi-Chisel Chain Loop (3/8" Pitch x .063" Gauge)		—	36 RM3 66*	A3EP-BL-66E	66	No
ORF 75DPX072G	20" Semi-Chisel Chain Loop (3/8" Pitch x .063" Gauge)		—	36 RM3 72*	A3EP-BL-72E	72	No
ORF 75DPX084G	24" Semi-Chisel Chain Loop (3/8" Pitch x .063" Gauge)		—	36 RM3 84*	A3EP-BL-84E	84	No
Item #	Description	Replaces the Following	Husky #	Stihl #	Carlton #	Drive Links	ANSI Low Kickback
ORF 75DPX100R	100' Semi-Chisel Chain Reel (3/8" Pitch x .063" Gauge)		—	36 RM3 100R*	A3EP-BL-100R	1,640	No



## Oregon 72LPX, 73LPX & 75LPX Saw Chain



New version of an old favorite, now with a more aggressive cutter design and blue color. Very similar to the LGX series except it has bumper drive links. All chain is 3/8" pitch and sharpens with a 7/32" file. Available in pre-made loops and 100' reels. Call or see our website for additional loop and reel offerings.

Item #	Description	Replaces the Following	Husky #	Stihl #	Carlton #	Drive Links	ANSI Low Kickback
ORF 72LPX060G	16" Chisel Chain Loop (3/8" Pitch x .050" Gauge)		H46-60	33 RS3 60*	A1LM-BL-60E	60	No
ORF 72LPX066G	18" Chisel Chain Loop (3/8" Pitch x .050" Gauge)		H46-66	33 RS3 66*	A1LM-BL-66E	66	No
ORF 72LPX068G	18" Chisel Chain Loop (3/8" Pitch x .050" Gauge)		H46-68	33 RS3 68*	A1LM-BL-68E	68	No
ORF 72LPX072G	20" Chisel Chain Loop (3/8" Pitch x .050" Gauge)		H46-72	33 RS3 72*	A1LM-BL-72E	72	No
ORF 72LPX084G	24" Chisel Chain Loop (3/8" Pitch x .050" Gauge)		H46-84	33 RS3 84*	A1LM-BL-84E	84	No
Item #	Description	Replaces the Following	Husky #	Stihl #	Carlton #	Drive Links	ANSI Low Kickback
ORF 72LPX100R	100' Chisel Chain Reel (3/8" Pitch x .050" Gauge)		H46-100U	33 RS3 100R*	A1LM-BL-100R	1,640	No

Item #	Description	Replaces the Following	Husky #	Stihl #	Carlton #	Drive Links	ANSI Low Kickback
ORF 73LPX060G	16" Chisel Chain Loop (3/8" Pitch x .058" Gauge)		H42-60	35 RS3 60*	A2LM-BL-60E	60	No
ORF 73LPX068G	18" Chisel Chain Loop (3/8" Pitch x .058" Gauge)		H42-68	35 RS3 68*	A2LM-BL-68E	68	No
ORF 73LPX072G	20" Chisel Chain Loop (3/8" Pitch x .058" Gauge)		H42-72	35 RS3 72*	A2LM-BL-72E	72	No
ORF 73LPX084G	24" Chisel Chain Loop (3/8" Pitch x .058" Gauge)		H42-84	35 RS3 84*	A2LM-BL-84E	84	No
Item #	Description	Replaces the Following	Husky #	Stihl #	Carlton #	Drive Links	ANSI Low Kickback
ORF 73LPX100R	100' Chisel Chain Reel (3/8" Pitch x .058" Gauge)		H42-100U	35 RS3 100R*	A2LM-BL-100R	1,640	No

Item #	Description	Replaces the Following	Husky #	Stihl #	Carlton #	Drive Links	ANSI Low Kickback
ORF 75LPX060G	16" Chisel Chain Loop (3/8" Pitch x .063" Gauge)		H45-60	36 RS3 60*	A3LM-BL-60E	60	No
ORF 75LPX066G	18" Chisel Chain Loop (3/8" Pitch x .063" Gauge)		H45-66	36 RS3 66*	A3LM-BL-66E	66	No
ORF 75LPX072G	20" Chisel Chain Loop (3/8" Pitch x .063" Gauge)		H45-72	36 RS3 72*	A3LM-BL-72E	72	No
ORF 75LPX084G	24" Chisel Chain Loop (3/8" Pitch x .063" Gauge)		H45-84	36 RS3 84*	A3LM-BL-84E	84	No
Item #	Description	Replaces the Following	Husky #	Stihl #	Carlton #	Drive Links	ANSI Low Kickback
ORF 75LPX100R	100' Chisel Chain Reel (3/8" Pitch x .063" Gauge)		H45-100U	36 RS3 100R*	A3LM-BL-100R	1,640	No

\*Denotes ANSI Approved Low Kickback Chain. Replacement Oregon chain is not low kickback. See warning below.



**ATTENTION READ THIS — WARNING:** The Oregon saw chain above may be capable of kickback that could result in serious injury to the chainsaw operator or bystanders. DO NOT USE THIS CHAIN UNLESS YOU HAVE EXPERIENCE AND SPECIALIZED TRAINING FOR DEALING WITH KICKBACK. Saw chain with reduced kickback potential is available.



**Oregon 72EXL, 73EXL & 75EXL Saw Chain**

Oregon EXL series is part of the PowerCut product line of professional chainsaw chains. This fast cutting chain is designed to replace the popular LGX series saw chain, giving you a more aggressive cutter geometry and improved lubrication features. All chain is 3/8" pitch and sharpens with a 7/32" file. Available in many pre-made loop and reel sizes.



Item #	Description	Replaces the Following	Husky #	Stihl #	Carlton #	Drive Links	ANSI Low Kickback
ORF 72EXL060G	16" Chisel Chain Loop (3/8" Pitch x .050" Gauge)		H47-60	33 RS 60	A1LM-60E	60	No
ORF 72EXL066G	18" Chisel Chain Loop (3/8" Pitch x .050" Gauge)		H47-66	33 RS 66	A1LM-66E	66	No
ORF 72EXL068G	18" Chisel Chain Loop (3/8" Pitch x .050" Gauge)		H47-68	33 RS 68	A1LM-68E	68	No
ORF 72EXL072G	20" Chisel Chain Loop (3/8" Pitch x .050" Gauge)		H47-72	33 RS 72	A1LM-72E	72	No
ORF 72EXL084G	24" Chisel Chain Loop (3/8" Pitch x .050" Gauge)		H47-84	33 RS 84	A1LM-84E	84	No
Item #	Description	Replaces the Following	Husky #	Stihl #	Carlton #	Drive Links	ANSI Low Kickback
ORF 72EXL100R	100' Chisel Chain Reel (.375" Pitch x .050" Gauge)		H47-100U	33 RS 100R	A1LM-100R	1,640	No

Item #	Description	Replaces the Following	Husky #	Stihl #	Carlton #	Drive Links	ANSI Low Kickback
ORF 73EXL060G	16" Chisel Chain Loop (3/8" Pitch x .058" Gauge)		H48-60	35 RS 60	A2LM-60E	60	No
ORF 73EXL068G	18" Chisel Chain Loop (3/8" Pitch x .058" Gauge)		H48-68	35 RS 68	A2LM-68E	68	No
ORF 73EXL072G	20" Chisel Chain Loop (3/8" Pitch x .058" Gauge)		H48-72	35 RS 72	A2LM-72E	72	No
ORF 73EXL084G	24" Chisel Chain Loop (3/8" Pitch x .058" Gauge)		H48-84	35 RS 84	A2LM-84E	84	No
Item #	Description	Replaces the Following	Husky #	Stihl #	Carlton #	Drive Links	ANSI Low Kickback
ORF 73EXL100R	100' Chisel Chain Reel (3/8" Pitch x .058" Gauge)		H48-100U	35 RS 100R	A2LM-100R	1,640	No

Item #	Description	Replaces the Following	Husky #	Stihl #	Carlton #	Drive Links	ANSI Low Kickback
ORF 75EXL060G	16" Chisel Chain Loop (3/8" Pitch x .063" Gauge)		H50-60	36 RS 60	A3LM-60E	60	No
ORF 75EXL066G	18" Chisel Chain Loop (3/8" Pitch x .063" Gauge)		H50-66	36 RS 66	A3LM-66E	66	No
ORF 75EXL072G	20" Chisel Chain Loop (3/8" Pitch x .063" Gauge)		H50-72	36 RS 72	A3LM-72E	72	No
ORF 75EXL084G	24" Chisel Chain Loop (3/8" Pitch x .063" Gauge)		H50-84	36 RS 84	A3LM-84E	84	No
Item #	Description	Replaces the Following	Husky #	Stihl #	Carlton #	Drive Links	ANSI Low Kickback
ORF 75EXL100R	100' Chisel Chain Reel (3/8" Pitch x .063" Gauge)		H50-100U	36 RS 100R	A3LM-100R	1,640	No

**Oregon Chain 72EXJ, 73EXJ & 75EXJ**

Skiptooth version of the EXL PowerCut series chain. Now it comes with the new grind. Works great on 24" and longer bars. All chain is 3/8" pitch and sharpens with a 7/32" file. Call or see our website for additional loop and reel offerings.



Item #	Description	Replaces the Following	Husky #	Stihl #	Carlton #	Drive Links	ANSI Low Kickback
ORF 72EXJ084G	24" Skiptooth Chain Loop (3/8" Pitch x .050" Gauge)		H47S-84	33 RSF 84	A1LM-SK-84E	84	No
ORF 72EXJ091G	28" Skiptooth Chain Loop (3/8" Pitch x .050" Gauge)		H47S-91	33 RSF 91	A1LM-SK-91E	91	No
ORF 72EXJ093G	28" Skiptooth Chain Loop (3/8" Pitch x .050" Gauge)		H47S-93	33 RSF 93	A1LM-SK-93E	93	No
ORF 72EXJ098G	30" Skiptooth Chain Loop (3/8" Pitch x .050" Gauge)		H47S-98	33 RSF 98	A1LM-SK-98E	98	No
ORF 72EXJ105G	32" Skiptooth Chain Loop (3/8" Pitch x .050" Gauge)		H47S-105	33 RSF 105	A1LM-SK-105E	105	No
Item #	Description	Replaces the Following	Husky #	Stihl #	Carlton #	Drive Links	ANSI Low Kickback
ORF 72EXJ100R	100' Skiptooth Chain Reel (3/8" Pitch x .050" Gauge)		H47S-100U	33 RSF 100R	A1LM-SK-100R	1,640	No

Item #	Description	Replaces the Following	Husky #	Stihl #	Carlton #	Drive Links	ANSI Low Kickback
ORF 73EXJ084G	24" Skiptooth Chain Loop (3/8" Pitch x .058" Gauge)		H48S-84	35 RSF 84*	A2LM-SK-84E	84	No
ORF 73EXJ093G	28" Skiptooth Chain Loop (3/8" Pitch x .058" Gauge)		H48S-93	35 RSF 93*	A2LM-SK-93E	93	No
ORF 73EXJ110G	34" Skiptooth Chain Loop (3/8" Pitch x .058" Gauge)		H48S-110	35 RSF 110*	A2LM-SK-110E	110	No
ORF 73EXJ115G	36" Skiptooth Chain Loop (3/8" Pitch x .058" Gauge)		H48S-115	35 RSF 115*	A2LM-SK-115E	115	No
Item #	Description	Replaces the Following	Husky #	Stihl #	Carlton #	Drive Links	ANSI Low Kickback
ORF 73EXJ100R	100' Skiptooth Chain Reel (3/8" Pitch x .058" Gauge)		H48S-100U	35 RSF 100R*	A2LM-SK-100R	1,640	No

Item #	Description	Replaces the Following	Husky #	Stihl #	Carlton #	Drive Links	ANSI Low Kickback
ORF 75EXJ091G	28" Skiptooth Chain Loop (3/8" Pitch x .063" Gauge)		H50S-91	36 RSF 91*	A3LM-SK-91E	91	No
ORF 75EXJ093G	28" Skiptooth Chain Loop (3/8" Pitch x .063" Gauge)		H50S-93	36 RSF 93*	A3LM-SK-93E	93	No
ORF 75EXJ105G	32" Skiptooth Chain Loop (3/8" Pitch x .063" Gauge)		H50S-105	36 RSF 105*	A3LM-SK-105E	105	No
ORF 75EXJ110G	34" Skiptooth Chain Loop (3/8" Pitch x .063" Gauge)		H50S-110	36 RSF 110*	A3LM-SK-110E	110	No
ORF 75EXJ114G	36" Skiptooth Chain Loop (3/8" Pitch x .063" Gauge)		H50S-114	36 RSF 114*	A3LM-SK-114E	114	No
ORF 75EXJ115G	36" Skiptooth Chain Loop (3/8" Pitch x .063" Gauge)		H50S-115	36 RSF 115*	A3LM-SK-115E	115	No
ORF 75EXJ135G	42" Skiptooth Chain Loop (3/8" Pitch x .063" Gauge)		H50S-135	36 RSF 135*	A3LM-SK-135E	135	No
Item #	Description	Replaces the Following	Husky #	Stihl #	Carlton #	Drive Links	ANSI Low Kickback
ORF 75EXJ100R	100' Skiptooth Chain Reel (3/8" Pitch x .063" Gauge)		H50S-100U	36 RSF 100R*	A3LM-SK-100R	1,640	No

\*Discontinued from Manufacturer at time of printing.



**ATTENTION READ THIS — WARNING:** The Oregon saw chain above may be capable of kickback that could result in serious injury to the chainsaw operator or bystanders. DO NOT USE THIS CHAIN UNLESS YOU HAVE EXPERIENCE AND SPECIALIZED TRAINING FOR DEALING WITH KICKBACK. Saw chain with reduced kickback potential is available.

# Oregon® Square Ground Chisel Saw Chain



## Oregon 72CL and 75CL Saw Chain

Oregon square ground chisel chain is used primarily by professional fallers in the Pacific Northwest and New England. This is extremely fast cutting chain when maintained properly. This chain is full compliment, so it is primarily used on shorter bars. Call or see our website for additional loop and reel offerings.



Item #	Description	Replaces the Following	Husky #	Stihl #	Carlton #	Drive Links	ANSI Low Kickback
ORF 72CL072G	20" Square Chisel Chain Loop (3/8" Pitch x .050" Gauge)	—	—	33 RSL 72	—	72	No
ORF 72CL084G	24" Square Chisel Chain Loop (3/8" Pitch x .050" Gauge)	—	—	33 RSL 84	—	84	No
Item #	Description	Replaces the Following	Husky #	Stihl #	Carlton #	Drive Links	ANSI Low Kickback
ORF 72CL100R	100' Square Chisel Chain Reel (3/8" Pitch x .050" Gauge)	—	—	33 RSL 100R	—	1,640	No
ORF 75CL100R	100' Square Chisel Chain Reel (3/8" Pitch x .063" Gauge)	—	—	36 RSL 100R	—	1,640	No



## Oregon 72CK & 75CK Saw Chain

Oregon square ground chisel chain is used primarily by professional fallers in the Pacific Northwest and New England. This is extremely fast cutting chain when maintained properly. This chain is semi-skip, so it is used on both long and short bars. Call or see our website for additional loop and reel offerings.



Item #	Description	Replaces the Following	Husky #	Stihl #	Carlton #	Drive Links	ANSI Low Kickback
ORF 72CK072G	20" Semi-Skip Chain Loop (3/8" Pitch x .050" Gauge)	—	—	33 RSLH 72	—	72	No
ORF 72CK084G	24" Semi-Skip Chain Loop (3/8" Pitch x .050" Gauge)	—	—	33 RSLH 84	—	84	No
Item #	Description	Replaces the Following	Husky #	Stihl #	Carlton #	Drive Links	ANSI Low Kickback
ORF 72CK100R	100' Semi-Skip Chain Reel (3/8" Pitch x .050" Gauge)	—	—	33 RSLH 100R	—	1,640	No
ORF 75CK100R	100' Semi-Skip Chain Reel (3/8" Pitch x .063" Gauge)	—	—	36 RSLH 100R	—	1,640	No



## Oregon 72CJ & 75CJ Saw Chain

Oregon square ground chisel chain is used primarily by professional fallers in the Pacific Northwest and New England. This is extremely fast cutting chain when maintained properly. This chain is skiptooth, so it is used primarily on long bars. Call or see our website for additional loop and reel offerings.



Item #	Description	Replaces the Following	Husky #	Stihl #	Carlton #	Drive Links	ANSI Low Kickback
ORF 72CJ084G	24" Skiptooth Chain Loop (3/8" Pitch x .050" Gauge)	—	H82-84	33 RSLF 84E	—	84	No
ORF 72CJ091G	28" Skiptooth Chain Loop (3/8" Pitch x .050" Gauge)	—	H82-91	33 RSLF 91E	—	91	No
ORF 72CJ093G	28" Skiptooth Chain Loop (3/8" Pitch x .050" Gauge)	—	H82-93	33 RSLF 93E	—	93	No
ORF 72CJ098G	30" Skiptooth Chain Loop (3/8" Pitch x .050" Gauge)	—	H82-98	33 RSLF 98E	—	98	No
ORF 72CJ105G	32" Skiptooth Chain Loop (3/8" Pitch x .050" Gauge)	—	H82-105	33 RSLF 105E	—	105	No

Item #	Description	Replaces the Following	Husky #	Stihl #	Carlton #	Drive Links	ANSI Low Kickback
ORF 75CJ091G	28" Skiptooth Chain Loop (3/8" Pitch x .063" Gauge)	—	H83-91	36 RSLF 91E	—	91	No
ORF 75CJ093G	28" Skiptooth Chain Loop (3/8" Pitch x .063" Gauge)	—	H83-93	36 RSLF 93E	—	93	No
ORF 75CJ105G	32" Skiptooth Chain Loop (3/8" Pitch x .063" Gauge)	—	H83-105	36 RSLF 105	—	105	No
ORF 75CJ110G	34" Skiptooth Chain Loop (3/8" Pitch x .063" Gauge)	—	H83-110	36 RSLF 110	—	110	No
ORF 75CJ114G	36" Skiptooth Chain Loop (3/8" Pitch x .063" Gauge)	—	H83-114	36 RSLF 114	—	114	No
ORF 75CJ135G	42" Skiptooth Chain Loop (3/8" Pitch x .063" Gauge)	—	H83-135	36 RSLF 135	—	135	No

Item #	Description	Replaces the Following	Husky #	Stihl #	Carlton #	Drive Links	ANSI Low Kickback
ORF 72CJ100R	100' Skiptooth Chain Reel (3/8" Pitch x .050" Gauge)	—	H82-100U	33 RSLF 100R	—	1,640	No
ORF 75CJ100R	100' Skiptooth Chain Reel (3/8" Pitch x .063" Gauge)	—	H83-100U	36 RSLF 100R	—	1,640	No



Photo: Brian Toth took this large White Fir snag out during the Creek Fire near Shaver Lake, California. Brian was using a Husqvarna 395XP with 42" Oregon PowerCut Bar. Be sure to follow Brian on Instagram @carbon.climber for more amazing shots and videos.



### ATTENTION READ THIS — WARNING:

The Oregon saw chain above may be capable of kickback that could result in serious injury to the chainsaw operator or bystanders. DO NOT USE THIS CHAIN UNLESS YOU HAVE EXPERIENCE AND SPECIALIZED TRAINING FOR DEALING WITH KICKBACK. Saw chain with reduced kickback potential is available.



## Oregon 27X & 27AX Saw Chain

This chain has replaced the popular 27 and 27A saw chain. It has an improved grind for increased cutting speeds. Built on a heavy-duty chassis with micro-chisel cutters, this is popular chain for big saws. Micro-chisel cutters stay sharper in dirty conditions than chisel cutters. Features LubriLink tie straps that act as a reservoir, preventing oil from being thrown off the chain. All chain is .404" pitch, .063" gauge and sharpens with a 7/32" file. 27AX is the skiptooth version. Call or see our website for additional loop and reel offerings.

**OREGON®**



**Oregon 27X and 27AX have a New Grind for Increased Cutting Speeds and are Popular Choices for Big Saws**

Item #	Description	Replaces the Following	Stihl #	Drive Links	ANSI Low Kickback
ORF 27X100R	100' Reel of Oregon 27 (.404" x .063" Micro-Chisel)		46 RM 100R	1,484	No
ORF 27AX100R	100' Reel of Oregon 27A (.404" x .063" Micro-Chisel Skiptooth)		46 RMF 100R	1,484	No

## Oregon 68LX & 68JX Saw Chain

Built on a heavy-duty chassis with blue chisel cutters, this fast cutting chain is built for big saws. Features LubriLink tie straps that act as a reservoir, preventing oil from being thrown off the chain. The LubriLink technology allows oil to flow to the chain's parts when the saw slows or stops and keeps more oil on the chain, even at the end of the life of the chain. All chain is .404" pitch, .063" gauge and sharpens with a 7/32" file. 68JX is the skiptooth version. Call or see our website for additional loop and reel offerings.

**OREGON®**



**Oregon 68LX and 68JX are Built on a Heavy-Duty Chassis with Newly Designed, Fast Cutting, Blue Chisel Cutters**

Item #	Description	Replaces the Following	Stihl #	Drive Links	ANSI Low Kickback
ORF 68LX100R	100' Reel of Oregon 68LX (.404" x .063" Chisel)		46 RS 100R	1,484	No
ORF 68JX100R	100' Reel of Oregon 68JX (.404" x .063" Chisel Skiptooth)		46 RSF 100R	1,484	No

## Oregon 68CL & 68CJ Saw Chain

Square ground version of the 68 series chain. Built on a heavy-duty chassis with newly designed blue chisel cutters, this fast cutting chain is built for big saws. Features LubriLink tie straps that act as a reservoir, preventing oil from being thrown off the chain. The LubriLink technology allows oil to flow to the chain's parts when the saw slows or stops and keeps more oil on the chain, even at the end of the life of the chain. All chain is .404" pitch, .063" gauge and sharpens with a chisel file or grinder. 68CJ is the skiptooth version. Call or see our website for additional loop and reel offerings.

**OREGON®**



**Oregon 68CL and 68CJ are Square Ground and Feature LubriLink Tie Straps that Increase Oil Flow to the Chain's Parts and Prevent Oil from Being Thrown Off**

Item #	Description	Replaces the Following	Stihl #	Drive Links	ANSI Low Kickback
ORF 68CL100R	100' Reel of Oregon 68CL (.404" x .063" Square Chisel)		46 RSL 100R	1,484	No
ORF 68CJ100R	100' Reel of Oregon 68CL (.404" x .063" Square Chisel Skiptooth)		46RSLF 100R	1,484	No

## Oregon Dura Max Heavy-Duty Chain Breaker / Bar Nose Rivet Driver & Spinner

Oregon's Dura Max Breaker breaks any kind of saw chain and can also be used to drive out bar-nose rivets. In breaker mode it works on all chain pitches, including 3/4" pitch harvester chains, requiring just one pull of the oversized two-point handle. Punches for all chain pitches are included. Anvil for 3/4" pitch chain may be purchased separately (see website for details). Oregon's Dura Max Spinner is designed to meet all rivet spinning needs. It will spin all chain rivets up to .404" pitch, and adapts easily for spinning 3/4" rivets when used with the 3/4" pitch adapter kit, sold separately (see website for details). Replacement parts are available to keep these tools in service for a long time.

**OREGON®**



Item #	Description
ORF 24548SI	Oregon Dura Max Chain Breaker
ORF 24549SI	Oregon Dura Max Chain Spinner
DURABSC	Oregon Dura Max Breaker & Spinner Combo
45495	WoodlandPRO Saw Chain Measuring Chart

## Use Our Online Saw Chain Cross Reference Page to Help You Find the Chain to Best Meet Your Cutting Needs!

Here at Bailey's we want to make it as easy as possible for you to choose and buy the best chain for your chainsaw and cutting conditions. We also want to help you save money whenever possible. In many cases there are less expensive alternatives to the OEM chain that was included with your chainsaw. Our Saw Chain Cross Reference page makes finding alternatives as quick and easy as a click of your mouse!



Chain Cross Reference



**ATTENTION READ THIS — WARNING:** The Oregon saw chain above may be capable of kickback that could result in serious injury to the chainsaw operator or bystanders. DO NOT USE THIS CHAIN UNLESS YOU HAVE EXPERIENCE AND SPECIALIZED TRAINING FOR DEALING WITH KICKBACK. Saw chain with reduced kickback potential is available.

# Rapco® Carbide Saw Chain

## Rapco Carbide Saw Chain

Professional burl cutters, fire departments and pulp mills have relied on Rapco carbide chain for years. Rapco chamfered carbide chain is made by grinding a portion of standard saw chain away and silver soldering a solid chip of carbide back on. The carbide chip is then reshaped to match the original design. The result is a saw chain that can last exceptionally long in abrasive conditions. Rapco chamfered carbide chain is recommended for cutting creosote treated poles, paper rolls, railroad ties, demolition work, frozen logs and sawing in sand impregnated bark. Cutting speed is significantly reduced when using this chain. Use a diamond grinding stone or wheel to sharpen. Please note that there is no warranty on this chain, and this type of carbide will break and chip if impacted by hard objects.



### Rapco A1EP-H-RF Carbide Chain

This Rapco chamfered carbide chain is good for general use in abrasive condition. The hard carbide chip will stay sharp much longer than traditional saw chain. Perfect for cutting logs, burls and rootball covered with dirt, ash, or sandy soil. Carbide cutters will chip off when cutting rocks or nails. Call or see our website for additional loop and reel offerings.

Item #	Description	Replaces the Following	Husky #	Stihl #	Carlton #	Drive Links	ANSI Low Kickback
RCL A1EPHRF72	20" Carbide Chain Loop (3/8" Pitch x .050" Gauge)	—	—	33 RD3 72	—	72	No
RCL A1EPHRF84	24" Carbide Chain Loop (3/8" Pitch x .050" Gauge)	—	—	33 RD3 84	—	84	No
Item #	Description	Replaces the Following	Husky #	Stihl #	Carlton #	Drive Links	ANSI Low Kickback
RC100R A1EPHRF	100' Carbide Chain Reel (3/8" Pitch x .050" Gauge)	—	—	33 RD3 100R	—	1,640	No



### Rapco 27A-H-RF Carbide Chain

This Rapco chamfered carbide chain is perfect for big saws with longer bars. The hard carbide chip will stay sharp much longer than traditional sawchain. Perfect for cutting logs, burls and rootball covered with dirt, ash, or sandy soil. Carbide cutters will chip off when cutting rocks or nails. Call or see our website for additional loop and reel offerings.

Item #	Description	Replaces the Following	Husky #	Stihl #	Carlton #	Drive Links	ANSI Low Kickback
RCL 27AHRF95	32" Carbide Chain Loop (.404" Pitch x .063" Gauge)	—	—	46 RD3 95	—	95	No
RCL 27AHRF104	36" Carbide Chain Loop (.404" Pitch x .063" Gauge)	—	—	46 RD3 105	—	104	No
Item #	Description	Replaces the Following	Husky #	Stihl #	Carlton #	Drive Links	ANSI Low Kickback
RC100R 27AHRF	100' Carbide Chain Reel (.404" Pitch x .063" Gauge)	—	—	46 RD3 100R	—	1,484	No



### Rapco 3/8" Pitch Terminator Carbide Chain

Rapco Terminator chain is the firefighter first choice when it comes to carbide chain. Terminator is 3 times more efficient than Rapco's standard tough carbide. It is used for high impact situations. Rapco Terminator carbide chain is made by combining two chain cutters and silver soldering a solid chip of carbide on the cutting face. The carbide chip is then reshaped to give maximum impact resistance. The result is a saw chain that can last exceptionally long in severe impact conditions. Rapco Terminator chain is specifically designed for use with fire department venting chainsaws. Cutting speed is significantly reduced when using this chain.

Item #	Description	Replaces the Following	Husky #	Stihl #	Carlton #	Drive Links	ANSI Low Kickback
RCL A3T60	16" Terminator Chain Loop (3/8" Pitch x .063" Gauge)	—	—	36 RD3 60	—	60	No
RCL A3T66	18" Terminator Chain Loop (3/8" Pitch x .063" Gauge)	—	—	36 RD3 66	—	66	No
RCL A3T72	20" Terminator Chain Loop (3/8" Pitch x .063" Gauge)	—	—	36 RD3 72	—	72	No
Item #	Description	Replaces the Following	Husky #	Stihl #	Carlton #	Drive Links	ANSI Low Kickback
RC100R A3T	100' Terminator Chain Reel (3/8" Pitch x .050" Gauge)	—	—	33 RD3 100R	—	1,640	No



### Rapco .404" Pitch Terminator Carbide Chain

Rapco Terminator chain is the firefighter first choice when it comes to carbide chain. Terminator is 3 times more efficient than Rapco's standard tough carbide. It is used for high impact situations. It is made by combining two chain cutters and silver soldering a solid chip of carbide on the cutting face. The carbide chip is then reshaped to give maximum impact resistance. The result is a saw chain that can last exceptionally long in severe impact conditions. Rapco Terminator chain is specifically designed for use with fire department venting chainsaws. Cutting speed is significantly reduced when using this chain.

Item #	Description	Replaces the Following	Husky #	Stihl #	Carlton #	Drive Links	ANSI Low Kickback
RCL B3T55	16" Terminator Chain Loop (.404" Pitch x .063" Gauge)	—	—	46 RD3 55	—	55	No
RCL B3T65	20" Terminator Chain Loop (.404" Pitch x .063" Gauge)	—	—	46 RD3 65	—	65	No
RCL B3T66	20" Terminator Chain Loop (.404" Pitch x .063" Gauge)	—	—	46 RD3 66	—	66	No
Item #	Description	Replaces the Following	Husky #	Stihl #	Carlton #	Drive Links	ANSI Low Kickback
RC100R B3T	100' Terminator Chain Reel (.404" Pitch x .063" Gauge)	—	—	46 RD3 100R	—	1,484	No



**ATTENTION READ THIS — WARNING:** The Rapco saw chain above may be capable of kickback that could result in serious injury to the chainsaw operator or bystanders. DO NOT USE THIS CHAIN UNLESS YOU HAVE EXPERIENCE AND SPECIALIZED TRAINING FOR DEALING WITH KICKBACK. Saw chain with reduced kickback potential is available.



# Mechanical Harvester Saw Chain

## Harvester Saw Chain

Harvester saw chain is designed to handle the most demanding cutting conditions harvesting machines and firewood processors encounter. Harvester chain comes in two sizes, fast cutting .404" pitch and the robust 3/4" pitch. Because harvester chain is designed to cut faster than standard chainsaw chain, it is not safe to run on handheld chainsaws.



### WoodlandPRO 48HX Harvester Chain

WoodlandPRO harvester chain is the most popular brand of mechanical harvester chain sold here at Bailey's. WoodlandPRO 48HX harvester saw chain is built to handle the most demanding harvesting conditions operators face. Rivets and chassis are oversized to 0.90, to reduced potential breakage. Chamfered cutters have industrial grade chrome coatings to give you longer periods between sharpening. We buy WoodlandPRO harvester chain in huge quantities, directly from the world's largest saw chain manufacturers, and pass the cost savings on to you. All WoodlandPRO harvester chain is made with professional features, including industrial chrome plated cutters for great stay sharp qualities, and a patented alloy steel chassis to lessen stretch during break in.



**WoodlandPRO 48HX is Built on a Heavy-Duty Chassis with Newly Designed, Fast Cutting, Chamfer Chisel Cutters**

Item #	Description	Replaces the Following	Stihl #	Drive Links	Hand Held Use
HC404 48HX	Drive Link of WoodlandPRO 48HX (.404" x .080" Harvester)		40 RMHS	1	No
WP100R 48HX	100' Reel of WoodlandPRO 48HX (.404" x .080" Harvester)		40 RMHS 100R	1,484	No

### Oregon 18HX Harvester Chain

Oregon 18HX is specifically designed for use on today's mechanical harvesting machines. 18HX is the upgraded version of 18H, built with heavier parts to better withstand the high stress of mechanical harvesting. The chain chassis has been thickened and burnished, which makes it tougher to break than 18H. Micro-Chisel cutters have small-radius working corners for excellent performance, resistance to wear, and easy sharpening. Like most Oregon chainsaw chain 18HX has the LubriTec oiling system to help keep both the bar and chain well lubricated.



**Oregon 18HX is Recommended for Harvester Machines Running Hydraulic Saw Motors up to 35cc.**

Item #	Description	Replaces the Following	Stihl #	Drive Links	Hand Held Use
ORH 18HX	Drive Link of Oregon 18HX (.404" x .080" Harvester)		40 RMHS	1	No
ORH 18HX100RL	100' Reel of Oregon 18HX (.404" x .080" Harvester)		40 RMHS 100R	1,484	No

### Oregon 19HX Harvester Chain

Oregon 19HX is specifically designed for use on today's high production mechanical harvesting machines. 19HX is the newest addition to the Oregon harvester lineup, Featuring a new tall chamfer chisel cutter for lightning quick cutting speeds. This chain is built with thicker components giving its durability a distinct edge over its predecessors. 19HX also features the LubriTec oiling system to help keep both the bar and chain well lubricated. The Blued cutters provide unmatched corrosion resistance.



**Oregon 19HX is Recommended for Harvester Machines Running Hydraulic Saw Motors 35cc and Larger.**

Item #	Description	Replaces the Following	Stihl #	Drive Links	Hand Held Use
ORH 19HX	Drive Link of Oregon 19HX (.404" x .080" Harvester)		40 RMHS	1	No
ORH 19HX100RL	100' Reel of Oregon 19HX (.404" x .080" Harvester)		40 RMHS 100R	1,484	No

### Oregon 11H Harvester Chain

Oregon 11H is the fastest cutting 3/4" pitch harvester chain made today. The big semi-chisel cutters blaze through most woods quickly and effectively. Advanced chassis design helps reduce weight, dynamic loading, and wear while maintaining superior strength. Patented Oregon steel material and state-of-the-art manufacturing processes keep stretch and wear to a minimum, even while working in brutal cold-weather cutting conditions. 11H cutters also have a wide gullet and an offset footprint to minimize bar "knife-edging".




**Oregon 11H is Recommended for Harvester Machines Running Hydraulic Saw Motors 45cc and Larger.**

Item #	Description	Replaces the Following	Stihl #	Drive Links	Hand Held Use
ORH 11H	Drive Link of Oregon 11H (.3/4" x .122" Harvester)		N/A	1	No
ORH 11H050RL	50' Reel of Oregon 11H (3/4" x .122" Harvester)		N/A	383	No



**ATTENTION READ THIS — WARNING:** All harvester chain is intended for use on mechanized harvesting equipment only and should never be used on hand-held chainsaws. Depth-gauge settings, grind angles and other features on harvester chain is more aggressive in order to obtain maximum productivity from mechanized saws; these features can cause high levels of kickback, or increase other risk factors which can lead to a greater danger of injury to the operator or bystanders. DO NOT install harvester chain on hand-held chainsaws.

A



## A) WoodlandPRO Double Cut Round Files


**WOODLANDPRO**

Top quality Swiss made files. These round files are a double cut file, which means they will leave a polished, scratch free finish on your cutter. This is the perfect file for those of you who like to run razor sharp chainsaw chains. Also excellent to "touch up" a brand new chain with these files to give it added performance.

Item #	Description
16021 316	3/16" WoodlandPRO 8" Double Cut Round Files
16021 732	7/32" WoodlandPRO 8" Double Cut Round Files
16021 532	5/32" WoodlandPRO 8" Double Cut Round Files

End View

B



## B) Pferd Classic Cut Round Files

**PFERD**

Pferd classic cut files leave an even, scratch free cutting edge with very little effort.

Item #	Description
15000 DZ 532	5/32" Pferd 8" Classic Cut Round Files (Dozen)
15000 DZ 316	3/16" Pferd 8" Classic Cut Round Files (Dozen)
15000 DZ 1364	13/64" Pferd 8" Classic Cut Round Files (Dozen)
15000 DZ 732	7/32" Pferd 8" Classic Cut Round Files (Dozen)
15000 DZ 14	1/4" Pferd 8" Classic Cut Round Files (Dozen)

End View

C



## C) Pferd Smooth Cut Round Files

**PFERD**

Pferd precision spiral cut chain saw files are designed for professionals who require the ultimate finish on their saw chain. They cut slower than classic cut files, but leave a super smooth, razor sharp edge on the cutter. Not recommended for beginners. Files are approximately 8" long, excluding tang.

Item #	Description
17078 DZ	7/32" Pferd 8" Smooth Cut Round Files (Dozen)

End View

D



## D) Oregon Double Cut Round Files

**OREGON**

Oregon double-cut round files are known for their ability to quickly remove material and still stay aggressive when other brands begin to load up and dull. They resist clogging and still give a smooth finish. Files are approximately 8" long, excluding tang. Made in Switzerland.

Item #	Description
ORF 70501	1/4" Oregon 8" Double Cut Round Files (Dozen)
ORF 70502	7/32" Oregon 8" Double Cut Round Files (Dozen)
ORF 70503	3/16" Oregon 8" Double Cut Round Files (Dozen)
ORF 70504	5/32" Oregon 8" Double Cut Round Files (Dozen)
ORF 70505	13/64" Oregon 8" Double Cut Round Files (Dozen)
ORF 70511	11/64" Oregon 8" Double Cut Round Files (Dozen)

End View

E



## E) Husqvarna Intensive Cut Round Files

**Husqvarna**

Husqvarna intensive cut round files remove material quickly and efficiently. The aggressive spiral cut tooth pattern of the file is less likely to load up. They leave an even, scratch free cutting edge with very little effort.

Item #	Description
HVA 597 35 53 02	5/32" Husqvarna 8" Intensive Cut Round Files (Dozen)
HVA 597 35 63 02	3/16" Husqvarna 8" Intensive Cut Round Files (Dozen)
HVA 597 35 64 02	7/32" Husqvarna 8" Intensive Cut Round Files (Dozen)

End View

F



## F) Pferd Classic Cut Harvester Chain Round Files

**PFERD**

Pferd classic cut files leave an even, scratch free cutting edge with very little effort. The aggressive spiral cut tooth pattern of the file is less likely to load up like fine cut files. Files are approximately 8" long, excluding tang. 5/16" diameter files are used to sharpen 3/4" pitch harvester chain only.

Item #	Description
14010 DZ 516	5/16" Pferd 8" Classic Cut Harvester Chain Round Files (Dozen)

End View

G



## G) Oregon Double Cut Harvester Chain Round Files

**OREGON**

Oregon double-cut files are known for their ability to quickly remove stay material and still stay aggressive. Other brands begin to load up and dull. They resist clogging and still give a smooth finish. Files are approximately 8" long, excluding tang. Made in Switzerland.

Item #	Description
ORF 90410	5/16" Oregon 8" Double Cut Harvester Chain Round Files (6 Pack)


End View



## A) Pferd Depth Gauge Raker Files

Raker files are used primarily to maintain depth gauges on your cutter tooth. The sides of this file are smooth so you will not damage the cutting edge if you slip. 6" length excludes tang.

Item #	Description
15050 BX	Pferd 6" Depth Gauge Raker Files (10 Pack)



A

## B) Oregon Depth Gauge Raker Files

Oregon depth gauge files are used primarily to maintain depth gauges (rakers) on your cutter tooth. The sides of this file are smooth so you will not damage the cutting edge if you slip. 6" length excludes tang. Made in Switzerland.

Item #	Description
ORF 12211	Oregon 6" Depth Gauge Raker Files (Dozen)



B

## C) Pferd Mill Bastard Flat Files

Ideal for sharpening axes, mauls, pulaski or Mcleod tools. They also work well for dressing chainsaw bar edges. These files have two square edges. They are single cut on the sides and edges. They taper slightly towards the nose.

Item #	Description
15110 BX	Pferd 8" Mill Bastard Flat Files (10 Pack)
15120 BX	Pferd 10" Mill Bastard Flat Files (10 Pack)
15130 BX	Pferd 12" Mill Bastard Flat Files (10 Pack)



C

## D) Pferd Double Bevel Square Chisel Bit Files

Pferd double bevel chisel files are used to sharpen square ground chisel chain. These files have a 7" cutting surface and the flat part of the file allows you to also maintain your depth gauges (rakers).

Item #	Description
15070 DZ	Pferd 7" Double Bevel Square Chisel-Bit Chainsaw Files (Dozen)



D

## E) Vallorbe Single Bevel Chisel-Bit Files

Vallorbe single bevel chisel files are the perfect companion for the ATOP filing guide. These files are designed to give a razor sharp edge to square ground chisel chain, the fastest cutting chainsaw chain made.

Item #	Description
15080 DZ	Vallorbe Single Bevel Chisel-Bit Chainsaw Files (Dozen)



E

## F) Pferd 3-Corner Square Chisel Bit Files

Pferd 3-corner chisel files are used to sharpen square ground chisel chain. This type of chain maintenance can be difficult for first time users, but with practice it can be very rewarding. These files have a 7" cutting surface and the file diameter is similar to a round file. Top-quality, German made.

Item #	Description
15065 DZ	Pferd 7" Square Chisel-Bit Chainsaw Files (Dozen)



F

## G) Pferd Chain Sharp CS-X Replacement Depth Gauge Raker Files

Replacement depth gauge file for Pferd CS-X Chain Sharp. Does not fit original Chain Sharp. Fits all size CS-X models.


Item #	Description
17310	Pferd Chain Sharp CS-X Replacement Depth Gauge Raker File (Each)




G



A



B




C



D



E



F

## A) Timberline Chainsaw Chain Sharpener & Carbide Cutters



The Timberline Chainsaw Sharpener gives you the ability to sharpen your chain right when you need it. Never again will you have to stop in the middle of a job and find a repair shop or return to your garage when you hit a rock, nail, or ground. The first thing you will notice after sharpening your chain with the sharpener is how much faster the saw will cut through wood. The Timberline Chainsaw Sharpener will save you fuel and bar/chain oil by increasing cutting efficiency. Timberline Carbide Cutters are made of tungsten carbide and sold separately from the sharpener. 4 diameter sizes are used to properly fit different sizes of chain. Cutters have a 1/4" shaft and are interchangeable with the sharpener without changing any parts. Cutters last a minimum of 40+ sharpenings.

**NOTE:** Cutters available in 7/32", 13/64", 3/16" and 5/32". Please specify size when ordering.

Item #	Description
TMB SHARPENER	Chainsaw Chain Sharpener
TMB CARBIDE	Carbide Cutter (please specify size when ordering)

## B) Granberg File-N-Joint Filing Guide



File your chain with professional accuracy. You can match the chain manufacturer's recommended angles perfectly with this device. It attaches to your guide bar in seconds, and has precision guides and stop. Designed for round chainsaw files only. **NOTE:** File sold separately.

Item #	Description
15200	File-N-Joint Bar Mounted Filing Guide

## C) Pferd CS-X Chain Sharp Filing Guides



The Pferd CS-X Chain Sharp filing guide allows you to sharpen your chain cutter and maintain the height of your depth gauge in one operation, without removing the chain from the bar. Built-in angles and guides ensure proper filing technique for easy, professional results regardless of experience level. The CS-X filing guide allows you to sharpen both left and right hand cutters, unlike the original Chain Sharp. The tool uses standard round files and a special depth gauge file (17310). The height of the raker is maintained in proportion to tooth wear. Complete with files and detailed instructions. **NOTE:** These tools sharpen full comp chain only.

Item #	Description
17300	Chain Sharp CS-X 5/32" (Low Profile & .250 Chain)
17301	Chain Sharp CS-X 3/16" (.325 Chain)
17303	Chain Sharp CS-X 13/64" (.375 & .404)
17304	Chain Sharp CS-X 7/32" (.375 & .404 Chain)
17300	Replacement CS-X Depth Gauge File
17050	Original 5/32" (Low Profile & .250 Chain)
17062	Original 3/16" (.325 Chain)
17049	Original 7/32" (.375 & .404 Chain)
17051	Replacement Depth Gauge File for 3/16" and 7/32"
17052	Replacement Depth Gauge File (Low Profile) 5/32"

## D) Husqvarna Combination Swedish Roller Guide



Specially designed file guide that gives the correct filing angle every time. Fits easily on your chain, and the rubber guides keep your file edge sharp. The depth gauge has both hardwood (less aggressive) and softwood settings (more aggressive). Works with standard full comp chain. Not for use on skiptooth chain. **NOTE:** File sold separately.

Item #	Description
HVA 596 28 56 01	Swedish Roller Guide for .325 Pitch Chain
HVA 596 28 55 01	Swedish Roller Guide for .325 Pitch Narrow Kerf Chain
HVA 596 28 54 01	Swedish Roller Guide for .375 (3/8") Pitch Chain

## E) Oregon Professional Bar-Mounted Filing Guide



This precision-built filing guide gives consistent, accurate sharpening results comparable to that of a motorized grinder for a fraction of the cost. It's easy to install on your chainsaw bar with the chain in place, and replacement parts are available. **NOTE:** File sold separately.

Item #	Description
ORF 557849	Professional Bar Mounted Filing Guide

## F) Atop Square Filing Guide

Get a boost in cutting performance without tinkering with your engine! The Atop design team has found a better way to sharpen your chain on the bar that will not only cut 26% faster than conventional ground chain, but will save you money by using less gas and reducing wear and tear on your chainsaw. Sharpening with this tool is a snap and you don't take the chain off your bar either. Simply mount the Atop on your chainsaw bar, align, and you are good to start sharpening with a bevel file. Sharpens only .375 (3/8") full comp saw chain. Comes with the Atop Filing Guide and two single bevel files.

Item #	Description
15280	Square Filing Guide with 2 Files
15080	Replacement Vallorbe Single Bit Chisel File for Atop
15080 DZ	Dozen Replacement Vallorbe Single Bit Chisel Files for Atop



## A) Husqvarna Sharp Force File Guides

These guides allow you to sharpen your chain cutter and maintain the height of your depth gauge in one operation, without removing the chain from the bar. Built-in angles and guides ensure proper filing technique for easy, professional results regardless of experience level. The tool uses standard round files and a special depth gauge file. After the left teeth are sharpened, the files may be reversed to sharpen the right teeth. The height of the raker is maintained in proportion to tooth wear. Comes complete with one round file and one depth gauge file and full instructions.



Item #	Description
HVA 653 00 00 36	5/32" Sharp Force Filing Guide
HVA 653 00 00 35	3/16" Sharp Force Filing Guide
HVA 653 00 00 34	7/32" Sharp Force Filing Guide

## B) Oregon Assembled Filing Guides

These assembled filing guides include one Swiss-made round file, one file guide, and one wooden file handle. The guide frame keeps the file at the proper depth and the etched lines make it easy for you to align the file consistently at the correct angle.

Item #	Description
ORF 37534	5/32" Guide for 1/4" Pitch and 3/8" Low Profile Chain
ORF 31690	3/16" Guide for .325" Pitch Chain
ORF 31686	7/32" Guide for .375" (3/8") and .404" Pitch Chain

## C) Oregon Chain Sharpening Kits

These handy kits come with everything you need to professionally maintain your saw chain. Kits include one Swiss made round file with file frame, one Swiss made depth gauge raker file, one .025" drop center depth gauge tool, and 2 wooden file handles. The file frame has multiple guides to help align your file to the proper angle and depth. **NOTE: See our website for the specific styles of chain these kits will sharpen.**

Item #	Description
ORF 38276	5/32" Filing Kit for 1/4" Pitch and 3/8" Low Profile Chain
ORF 38277	3/16" Filing Kit for .325 Pitch Chain
ORF 38275	7/32" Filing Kit for .375 (3/8") and .404 Pitch Chain

## D) WoodlandPRO Stump Filing Vise

This handy little device holds your bar in place so you can file your chain with ease. Simply tap this little tool into a stump and twist the screw clamp on your bar. It will hold your bar in place and let you advance your chain freely for sharpening. This lightweight tool fits easily in your pocket.

Item #	Description
15250	WoodlandPRO Stump Vise

## E) WoodlandPRO Universal Filing Gauge (Filemate)

This simple tool is loaded with features for hand filing. No need to take the chain off your saw, simply place this guide right on your chain. A guide that will let you file your depth gauges (rakers) to .025" or .030" thousandths. It has guides so you can file your cutters at a 35° angle. One end of the tool also has a bar groove cleaner.

Item #	Description
15225	WoodlandPro Universal Filing Gauge (Filemate)

## F) WoodlandPRO Aluminum File Holder


This sturdy file holder has a built-in handle for great control of the file while allowing you to see the angle you're taking through the cutting tooth. Tang is on the far end for two handed control. Simply lock file in place with wing nuts. Works with all 8" round chainsaw files.

Item #	Description
15220	WoodlandPRO Aluminum File Holder


## G-K) File Handles

Simply push the tang of the file into one of these handles and you are ready to file. Available in a quality wooden handle, durable plastic or our premium rubber grip contoured handle for maximum comfort. Plastic file handle has a 35° angle guide molded on the end. Color of plastic handles vary. Premium rubber handle comes with 25° / 30° angle guide attachment.

Item #	Description
G) 15210 DZ	Pferd Wooden File Handles
H) ORF 558286	Oregon Wooden File Handle
I) 15216 DZ	Pferd Premium Round Rubber File Handles
J) 15217 BX	Pferd Premium Rubber Mill Bastard File Handles
K) HVA 596 28 46 0 1	Husqvarna Plastic File



B




C




D



E



F



I



G



H



J



K





A

## A) Tecomec Super Jolly Bench Mounted Chain Grinder

Professional chainsaw chain grinder from Tecomec. Super Jolly chain grinders are designed to professionally sharpen all sizes of chainsaw chain, as well as 3/4" and .404" pitch harvester chains. Features an automatic hydraulic chain clamping system, which speeds up grinding significantly. Also includes a self compensating pivot adjustment, easy chain advancement wheels and a torsion spring. All controls and adjustments allow you to match virtually any grinding angle you want. Perfect for the shop or business! Easily mounts to a bench, wall or stand (mounting hardware and stand not included). Comes complete with instructions, 1/8", 3/16" and 5/16" grinding wheels, dressing brick, and template. Minor assembly required. Made in Italy. **Electrical Specifications: 120V-AC, 3.0 Amps, 60 HZ, 3,400 RPM Direct Drive Motor.**



Item #	Description
11509006	Super Jolly 120V Chain Grinder

## B) Tecomec Jolly Star Bench Mounted Chain Grinder

Jolly Star chain grinders are designed to professionally sharpen all sizes of chainsaw chain, as well as 3/4" and .404" pitch harvester chains. Features a simple chain clamping system, self compensating pivot adjustment, easy chain advancement wheels, and a torsion spring. All controls and adjustments allow you to match virtually any grinding angle you want. Includes a light so you can actually see what you are grinding. Perfect for the shop or business! Easily mounts to a bench, wall or stand (mounting hardware and stand not included). Comes complete with instructions, 1/8", 3/16" and 5/16" grinding wheels, dressing brick, and template. Minor assembly required. Made in Italy. **Electrical Specifications: 120V-AC, 3.0 Amps, 60 HZ, 3,400 RPM Direct Drive Motor.**



Item #	Description
11369001	Jolly Star 120V Chain Grinder

## C) Maxx Bi-Directional Bench Mounted Chain Grinder

Professional chainsaw chain grinder from Maxx. Maxx chain grinders allow bi-directional grinding with a head that tilts left and right (90° to 50°). The patented design allows you to grind both left and right hand cutters from the opposite directions, greatly limiting the burr which is common with traditional grinders. The automatic chain clamping mechanism is activated when the head is lowered. Comes complete with instructions, 1/8" and 3/16" grinding wheels, 1/4" wheel for rakers, dressing brick, and template. 3/4" adapter plates also included. Minor assembly required. Made in Italy. 1 year warranty. **Electrical Specifications: 120V-AC, 60Hz, 2.8 amp, 3200 RPM Direct Drive Motor.**



Item #	Description
13151	Bi-Directional 120V Chain Grinder

## D) Tecomec Jolly-Evo Bench Mounted Chain Grinder

Jolly Evo chain grinders are designed to sharpen all common types of chainsaw chain. These chain grinders feature a simple chain clamping system. Also includes a self-compensating pivot adjustment, easy chain advancement wheels and a torsion spring. All controls and adjustments allow you to match virtually any grinding angle you want. Easily mounts to a bench, wall or stand (mounting hardware and stand not included). Comes complete with instructions, 1/8" and 3/16" grinding wheels, 1/4" wheel for rakers, dressing brick, and template. Minor assembly required. Made in China. **Electrical Specifications: 120V-AC, 3.0 Amps, 60 HZ, 3,400 RPM Direct Drive Motor.**



Item #	Description
11399001	Jolly-Evo 120V Chain Grinder

## E) Tecomec Midi Jolly Bench Mounted Chain Grinder


Economically priced chainsaw chain grinder from Tecomec. The Midi Jolly features permanent-magnet motor capability to provide excellent performance under heavy strain. All controls and adjustments allow you to match virtually any grinding angle you want. Sharpens all common chainsaw chains. Perfect for occasional grinding duties. Easily mounts to a bench or tripod stand (mounting hardware and stand not included). Comes complete with instructions, 1/8" and 3/16" grinding wheels, 1/4" wheel for rakers, dressing brick, and template. Minor assembly required. Made in China. **Electrical Specifications: 120V-AC, 3.0 Amps, 60 HZ, 0.4 HP, 3,400 RPM Direct Drive Motor.**




Item #	Description
11909008	Midi-Jolly 120V Chain Grinder



B



C



D



E



## A) Oregon Professional Bench Mount Grinder with Hydraulic Assist

Professional chainsaw chain grinder from Oregon. Oregon 520 series grinders are designed to professionally sharpen all sizes of chainsaw chain, as well as 3/4" and .404" pitch harvester chains. This chain grinder features an automatic hydraulic chain clamping system, which speeds up grinding significantly, as compared to manual clamping grinders. Also includes self compensating pivot adjustment, and forward and aft sliding vise. All controls and adjustments allow you to match virtually any grinding angle you want. Perfect for the shop or business! Easily mounts to a bench or tripod stand (mounting hardware and stand not included). Comes complete with instructions, 3 grinding wheels, tools, and a handy light. Made in Italy by Tecomec. Minor assembly required. **Electrical Specifications: 120V-AC, 60 HZ, 4.3 Amp, 3400 RPM Direct Drive Motor.**

Item #	Description
ORF 620120	120V Professional Bench Mount Grinder w/Hydraulic Assist

## B) Oregon Professional Bench Mounted Grinder

Professional chainsaw chain grinder from Oregon. Oregon 520 series grinders are designed to professionally sharpen all sizes of chainsaw chain. These chain grinders feature a simple chain clamping system, self compensating pivot adjustment, and forward and aft sliding vise. All controls and adjustments allow you to match virtually any grinding angle you want. Perfect for the shop or business! Easily mounts to a bench or tripod stand (mounting hardware and stand not included). Comes complete with instructions, 3 grinding wheels, tools, and a handy light. Made in Italy by Tecomec. Minor assembly required. **Electrical Specifications: 120V-AC, 4.3 Amp, 60 HZ, 83,400 RPM.**

Item #	Description
ORF 520120	120V Professional Bench Mounted Grinder

## C) Oregon Economy Bench Mounted Grinder

Economically priced chainsaw chain grinder from Oregon. Oregon 410 series grinders are perfect for occasional users who want to sharpen their chainsaw chain with a professionally designed grinder. These chain grinders feature a simple chain clamping system, self compensating pivot adjustment, and forward and aft sliding vise. All controls and adjustments allow you to match virtually any grinding angle you want. Easily mounts to a bench, wall, or tripod stand (mounting hardware and stand not included). Sharpens all sizes of chainsaw chain from 1/4" pitch to .404" pitch. Will not sharpen harvester chain. Comes complete with instructions, 1/8" and 3/16" grinding wheels, 1/4" wheel for rakers, dressing brick, and template. Minor assembly required. Made in China. **Electrical Specifications: 120V-AC, 1.2 Amp, 60 HZ, 3,500 RPM.**

Item #	Description
ORF 410120	120V Bench Mounted Grinder

## D) Molemab Aluminum Oxide Grinding Wheels

Molemab has been making grinding wheels in Italy since the early 60's and their quality is second to none. These Molemab grinding wheels are 5-3/4" in diameter with a 7/8" arbor, designed to fit most Italian (Maxx, Oregon, Tecomec, Speed Sharp) and Chinese (Carlton, TimberTuff, Northern Tool) chain grinders. These wheels are made of 80 grit vitrified aluminum oxide, which holds its shape fairly well, even under high heat. They will eventually lose their shape, and will need to be reshaped with a corundum grinding brick. 5-3/4" diameter with a 7/8" arbor.

Item #	Description
45510	1/8" Aluminum Oxide Wheel (for 1/4", .325" and Low Profile Chain)
45511	3/16" Aluminum Oxide Wheel (for 3/8" and .404" Chain)
45512	1/4" Aluminum Oxide Wheel (for 1/2" Chain and Depth Gauges)
45513	5/16" Aluminum Oxide Wheel (for 3/4" Harvester Chain)

## E) WoodlandPRO CBN Raker Grinding Wheel

WoodlandPRO CBN raker grinding wheels are designed to fit most Italian made professional chain grinders. These wheels are made from CNC machined steel and have a build in depth gauge (raker) on the hub. The wheel has CBN (Cubic Boron Nitride) abrasive grit fused on the radius and hub. CBN is much harder than the chrome and steel in saw chain, so it will last through 100's of sharpenings. These wheels excel because they grind both the cutter and raker, don't load or clog in the presence of oil, maintain their shape and they will not break like a standard wheel. WoodlandPRO CBN raker wheels are perfect for production shops. Not recommended for carbide chain. Will not fit MAXX 120V grinder. 5-3/4" diameter with a 7/8" arbor. 60 grit.

Item #	Description
WPCR 144	1/8" CBN Raker Wheel (for 1/4", .325" and Low Profile Chain)
WPCR 145	3/16" CBN Raker Wheel (for 3/8" and .404" Chain)
WPCR 146	5/16" CBN Raker Wheel (for 3/4" Harvester Chain)

**OREGON®**

**OREGON®**

**OREGON®**

**molemab**

**WOODLANDPRO**



# Professional Chainsaw Chain Grinders

## T&S Professional Round Chain Grinders

T&S chain grinders are made for high end professional chain sharpening. Nothing will give you a better edge than a T&S sharpener. The T&S CS118 chain grinder uses a large 8" diameter wheel, which allows for cooler grinding as compared to standard chain grinders with 5-3/4" wheels. The results are less burned cutters and a very fine finish. The CS118 chain grinder body is made from cast aluminum, while most components such as the chain vise are made from machined steel. The chain base is easily adjustable for wheel wear, and can be quickly swapped out for other pitches of chain. Comes with a 1/2hp variable speed DC motor, which allows you to adjust the wheel speed as the wheel wears. The CS118 chain grinder requires 120V AC electricity. Comes complete with grinding light, interchangeable chain base, corundum dressing brick, a preshaped grinding wheel, and steel stand, so you are ready to sharpen. We offer these grinders in both standard and 3/4" pitch models. T&S chain grinders are hand made in small runs, so deliveries can be slow if out of stock. Made in the U.S.A. 1 year warranty.

**Electrical Specifications:** 120V-AC, 60Hz, 2.8 amp, 3200 RPM Direct Drive Motor.

Item #	Description
TSG CS118 38	Professional Chain Grinder w/Stand
TSG CS118	Professional Chain Grinder (3/4" Pitch) w/Stand
TSG CS118 404	Chain Rail Assembly (3/8" & .404 Pitch)



## Simington 451 Square Chisel Chain Grinder

Simington chisel grinders are designed to professionally sharpen square chisel chain. The Simington 451 C chain grinder is known as a swing arm chisel grinder, because the chain holder "swings" into a fixed motor and wheel. This process is easy to master, and produces great results with very little practice. The 451 C chain grinder design also self compensates for wheel wear, so there is no need for adjustment, unlike some of the competing models like the Silvey Razur Sharp and SDM4 chisel grinders. The 451 C chain grinder come complete with a 120V reversible motor with flexible light, 2 diamond dressers, a Blue Ceramic grinding wheel, and tripod stand, so you are ready to sharpen. Simington also has some informative videos to help you with common grinding questions. Simington grinders are hand made in small runs, so deliveries can be slow if out of stock. Made in the U.S.A. **Electrical Specifications:** 120V-AC, 3.0

Amps, 60 HZ, 3,400 RPM Direct Drive Motor.

Item #	Description
SMT 451	451 Square Chisel Chain Grinder



## Molemab Aluminum Oxide Grinding Wheels

Molemab has been making grinding wheels in Italy since the early 60's and their quality is second to none. These Molemab grinding wheels are 8" in diameter with a 1" arbor, designed to fit the T&S and Silvey round chain grinders. These wheels are made of 80 grit resinoid aluminum oxide, which removes large amounts of cutter material quickly, but loses it's shape under high heat. They will need to be reshaped with a corundum grinding brick frequently.

Item #	Description
45851	1/8" Aluminum Oxide Wheel (for 1/4", .325" and Low Profile Chain)
45850	3/16" Aluminum Oxide Wheel (for 3/8" and .404" Chain)
45513	5/16" Aluminum Oxide Wheel (for 3/4" Harvester Chan)

**molemab®**



## Molemab Square Chisel Grinding Wheels

Molemab has been making grinding wheels in Italy since the early 60's and their quality is second to none. Professional grinding wheels for Silvey and Simington chisel chain grinders. These wheels are 8" in diameter and 3/16" thick with a 1" arbor. Wheels are made of vitrified aluminum oxide and are very fine grit compared to other grinding wheels. This means they leave an unbelievable edge, but you cannot remove material quickly without burning the cutter. They must be dressed with a diamond before use.

Item #	Description
45810	White Aluminum Oxide Wheel (100 Grit)
45820	Gray Waxed Aluminum Oxide Wheel (120 Grit)
45821	Gray Unwaxed Aluminum Oxide Wheel (120 Grit)
45822	Salmon Aluminum Oxide Wheel (100 Grit)
SMT M99	Blue Ceramic Oxide Wheel (150 Grit)

**molemab®**





## A) Granberg Grind-N-Joint 12V Hand Held Chain Grinder

A truly portable chain saw chain grinder. No need to take the chain off. High speed, lightweight, and easy to use! This powerful hand held sharpener can be powered by a car or truck battery right in the woods. Built-in degree angle marks and adjustable height plate help sharpen to perfection. Constructed of high-impact plastic. You have a choice of 3 sharpening angles of 25 degrees, 30 degrees or 35 degrees. 22,000 RPM. Comes with one 7/32" grinding stone, E-Z Gauge and instructions.


Item #	Description
46912	12 Volt Hand Held Grinder



## B) Granberg Grind-N-Joint 12V Bar Mounted Chain Grinder

Sharpen your chain right on the guide bar! No need to take the chain off. High speed, lightweight, and easy to use! This powerful hand held sharpener can be powered by a car or truck battery right in the woods. Built-in swivel guide set and hold at the proper angle, from 0 to 40 degrees, so you can sharpen ripping chain. Guide constructed of aluminum. 22,000 RPM. Comes with one each of 5/32", 3/16" and 7/32" grinding stones, E-Z Gauge and instructions.

Item #	Description
46012	12 Volt Bar Mounted Grinder



## C) Granberg Aluminum Oxide Grinding Stones

Fast sharpening screw-in type stones fit many electric style grinders including all of the machines we offer. Made of vitrified aluminum oxide. Come complete with threaded shafts.

Item #	Description
GG5 532	5/32" Aluminum Oxide Stones (for 1/4" and Low Profile Chain)
GG5 316	3/16" Aluminum Oxide Stones (for .325" Chain)
GG5 732	7/32" Aluminum Oxide Stones (for 3/8" and .404" Chain)
GG5 14	1/4" Aluminum Oxide Stones (for 1/2" Chain)
GG5 516	5/16" Aluminum Oxide Stones (for 3/4" Chain)



## D) EZE-LAP Diamond Grinding Stones

EZE-LAP grinding stones use diamond impregnated particles fused onto the surface of stainless steel 1/8" shafts that are threaded on the end. These are commonly used for sharpening carbide chain, but some prefer them on standard chain because they don't change shape like standard grinding stones.

Item #	Description
CSR 532	5/32" Diamond Stones (for 1/4" and Low Profile Chain)
CSR 316	3/16" Diamond Stones (for .325" Chain)
CSR 732	7/32" Diamond Stones (for 3/8" and .404" Chain)



## E) Molemab Silicon Carbide Dressing Brick

Reshape your aluminum oxide grinding wheels as they wear with our dressing brick. Made of silicon carbide. Remember to wear safety glasses and dust masks when shaping grinding wheels.

Item #	Description
46450	Silicon Carbide Dressing Brick



## F) Oregon Grinding Wheel Contour Template

Oregon grinding wheel template helps you shape aluminum oxide grinding wheels. Most resin bonded grinding wheels come flat, but your chain gullet is round. Shape your wheel and match it up with this contour plate from Oregon. It also has scales for determining pitch and depth gauge settings.


Item #	Description
ORF 35596	Grinding Wheel Contour Template



## G) Oregon Tripod Grinder Stand

Oregon tripod grinder stand allows you to mount most bench chain grinders. This allows you to raise the grinder up high to deal with longer saw chains and improve visibility.

Item #	Description
ORF 554532	Tripod Grinder Stand



# Chainsaw Bars from Bailey's

Bailey's offers the most comprehensive selection of chainsaw guide bars in the industry. Whether you are a weekend firewood cutter or a seasoned logger, we have you covered. We have broken the chainsaw guide bar section down into several categories, based on your cutting level and specific needs. If you are a beginner or part time cutter, you will want to look into the consumer guide bar section. If you want to step it up a notch, look into the professional chainsaw bars categories. This is where the bulk of our customers play, including weekend warriors, professional loggers, and arborists. We also offer several specialty bars for chainsaw milling, carving, and racing. If it's available, we probably have it. If you want to see all the bars available for your chainsaw model, check out our Guide Bar Selector. It is the best and most up to date selector guide out there. Email us at [customerservice@baileysonline.com](mailto:customerservice@baileysonline.com) or call our experts at (800) 322-4539 and let us help you find what you need.



Photo: Travis Davant took down this big Douglas Fir cull during the Carr fire near Redding, California. Travis was using a Husqvarna 395XP with 42" Cannon Super Bar. Be sure to follow Travis on Instagram @tranglingtravis for more incredible pictures and videos.

CATEGORIES

Chainsaw Chain Selector (770)

Chainsaw Bar Selector (104)

Stump Grinder Teeth Selector (160)

Chipper Knife Selector (38)

Husqvarna Blade Selector (45)

Chainsaw Chain Cross Reference Chart

COMPATIBLE MANUFACTURERS

☐ Poulsen/PoulsenPRO (219)

☐ Husqvarna (217)

☐ Jonsered (237)

☐ Sida (24)

☐ ECHO (144)

☐ ECHO (232)

☐ Makita (213)

☐ Partner (185)

☐ Shindawa (50K) (188)

☐ SIDA (114)

☐ McCulloch (108)

☐ Homelite (91)

☐ JohnDeere (73)

☐ RedMax (72)

☐ Sears/Craftsman (72)

☐ Timberline (72)

Chainsaw Bar Selector

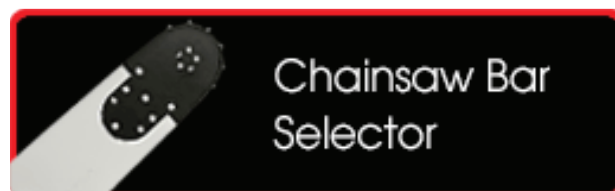
Bailey's has an extensive range of chainsaw bars available. This selector will help you to narrow down your options based on which chainsaw you own.

Follow these steps using the filters on the left side of this page:

- Choose your saw's manufacturer under Compatible Manufacturers
- Choose your model under Compatible Models
- Choose Your Bar Length
- Choose Your Pitch
- Choose Your Gauge
- Choose Your Cutter Type

Items remaining after all options have been selected are the items available to fit your saw.

Sort By Best Selling 664 items



Find Your Chainsaw Chain the Easy Way with Our Chainsaw Chain Selector — Look for the "Selectors" tab on our home page! 1,000s of options available.

## Basic Chainsaw Bar Types


Chainsaw bars are available in a wide variety of sizes and styles, and the options can seem overwhelming. Here is some basic information to help you. We have broken all chainsaw bars down to the 3 basic styles below. Although there are slight variations available for each, it covers 90% of what is available.



**Laminated Sprocket Nose Bars** These chainsaw bars are usually made with 3 plates of steel (spot welded together) with a sprocket tip riveted in the nose area. These are the most common chainsaw bars made, and the quality ranges from consumer to professional. They tend to be the most economical option available, but usually don't last as long as solid bars.



**Replaceable Sprocket Nose Bars (RSN)** These chainsaw bars are usually made of a solid piece of steel for the body, and a replaceable sprocket tip riveted to the nose area. These bars are stronger and stiffer than their laminated cousins, and are usually used on professional chainsaws. They tend to be more expensive than laminated bars, but usually last much longer.



**Hard Nose Bars** These chainsaw bars are usually made of a solid piece of steel for the body, with a hard faced nose in the tip area. These bars don't have a sprocket in the nose, so they create much more friction on your saw chain in the tip area. Commonly used in gritty, dirty conditions that would otherwise destroy the bearings of a sprocket tip.



# Narrow Kerf Chainsaw Bars



**WOODLANDPRO**  
ARBORMAX LITE®

## WoodlandPRO ArborMAX Lite Narrow Kerf Chainsaw Bars

WoodlandPRO Narrow Kerf chainsaw bars are designed to take advantage of 3/8" low profile (0.043" gauge) narrow kerf technology, which will give your chainsaw additional cutting performance as compared to a standard bar and chain. These bars are slightly thinner than standard chainsaw bars to match the WoodlandPRO 34LP narrow chain kerf. It takes less power to make the same length of cut with a narrow kerf bar/chain cutting system than with a standard bar and chain. *Special! Available as a bar and chain combo for a reduced price (see "Combo" numbers, below).*

**Fits Stihl Chainsaws with 3/8" Low Profile Drive Sprockets:** (3/8" Picco Only) 009, 010, 011, 012, 015, 017, 018, 019 T, 020, 020 T, 021, 023, 025, E 10, MS 150, MS 150 TC, MS 170, MS 171, MS 180, MS 181, MS 190 T, MS 191 T, MS 192 T, MS 200, MS 200 T, MS 201, MS 201 T, MS 210, MS 211, MS 230, MS 231, MS 241, MS 250, MS 251, STIHL POLE PRUNERS: HT56, HT70, HT73, HT75, HT100, HT101, HT130, HT131, HT250, HTE60

Item #	Replaces Stihl #	Length	Gauge	Drive Links	Weight	Combo Item #	Combo Chain
WPAL 12 MS43	3005 000 3905	12" (30cm)	.043 (1.1mm)	44 (3/8" Low Profile)	0.75 lbs	AMC 12 MS43	WPL 34LP44
WPAL 14 MS43	3005 008 3909	14" (35cm)	.043 (1.1mm)	50 (3/8" Low Profile)	0.85 lbs	AMC 14 MS43	WPL 34LP50
WPAL 16 MS43	3005 008 3913	16" (40cm)	.043 (1.1mm)	55 (3/8" Low Profile)	0.95 lbs	AMC 16 MS43	WPL 34LP55

**Fits the following Chainsaws with 3/8" Low Profile Drive Sprockets:** Echo (CS models) 271T, 280, 290, 300, 300EVL, 3000, 301, 302, 302S, 305, 306, 310, 315, 330, 330EVL, 330MX4, 330T, 340, 3400, 341, 345, 3450, 346, 351, 352, 355T, 360, 360T, 370, 370T, 400 Husqvarna: 136, 137, 141, 142, 23, 235, 240, 334 T, 335 XPT, 338 XPT, 36, 41, 536LI XP, Husqvarna Polesaws: 325P4, 325P5, 326P4, 326P5, 327P4, 327P5 Jonsered: 2014, 2016, 2033, 2035, 2036, 2037, 2040, 2041, 2045, 2141, 2145 & more Poulan 1220, 1420, 1425, 1625, 180, 1800, 190, 1950, 200, 2000, 205, 2050, 2055, 210, 2100, 2150, 2155, 2175, 220, 221, 225, 2250, 230, 2300, 2350, 236 & more Tanaka (ECS Models) 290, 300, 320, 330, 3301, 3351, 3401, 35, 350, 3500, 351, 355, 356, 370, 405 & more. *See our website for the complete list.*

Item #	Replaces Husky #	Length	Gauge	Drive Links	Weight	Combo Item #	Combo Chain
WPAL 12 UM43	HL-186-45	12" (30cm)	.043 (1.1mm)	45 (3/8" Low Profile)	0.75 lbs	AMC 12 UM43	WPL 34LP45
WPAL 14 UM43	HL-186-52	14" (35cm)	.043 (1.1mm)	52 (3/8" Low Profile)	0.90 lbs	AMC 14 UM43	WPL 34LP52
WPAL 16 UM43	HL-186-56	16" (40cm)	.043 (1.1mm)	56 (3/8" Low Profile)	0.95 lbs	AMC 16 UM43	WPL 34LP56



## WoodlandPRO Narrow Kerf Bars

WoodlandPRO Narrow Kerf chainsaw bars are designed to take advantage of .325" pitch narrow kerf technology, which will give your chainsaw additional cutting performance as compared to a standard bar and chain. These bars are slightly thinner than standard chainsaw bars to match the WoodlandPRO 20NK narrow chain kerf. It takes less power to make the same length of cut with a narrow kerf bar/chain cutting system than with a standard bar and chain. *Special! Available as a bar and chain combo for a reduced price (see "Combo" numbers, below).*

**Fits Stihl Chainsaws with .325" Pitch Drive Sprockets:** 024, 026, 028, 029, 030, 031, 032, 034, MS 260, MS 261, MS 270, MS 271, MS 280, MS 290, MS 291, MS 310, MS 311, MS 340, MS 341 and many more. *See our website for the complete list.*

Item #	Replaces Stihl #	Length	Gauge	Drive Links	Weight	Combo Item #	Combo Chain
WPNK 16 SS50	N/A	16" (40cm)	.050 (1.3mm)	67 (.325" Pitch)	1.50 lbs	WPC 16 SS50	WPL 20NK67
WPNK 18 SS50	N/A	18" (45cm)	.050 (1.3mm)	74 (.325" Pitch)	1.75 lbs	WPC 18 SS50	WPL 20NK74
WPNK 20 SS50	N/A	20" (45cm)	.050 (1.3mm)	81 (.325" Pitch)	2.00 lbs	WPC 20 SS50	WPL 20NK81

**Fits the following Chainsaws with .325" Pitch Drive Sprockets:** Dolmar/Makita 109, 110, 111, 112, 113, 114, 115, 116, 117, 118, 119, 120, PS-5100, PS-6800, DCS 430, DCS 431, DCS 520, DCS 5200, DCS 6000 Husqvarna 33, 36, 38, 40, 41, 42, 44, 45, 50, 51, 55, 133, 136, 140, 141, 154, 234, 238, 240, 242, 246, 340, 345, 346, 350, 351, 353, 435, 440, 445, 450, 543, 550 Jonsered 45, 49, 50, 51, 52, 450, 451, 455, 490, 510, 2050-2063, 2141-2153 and many more. *See our website for the complete list.*

Item #	Replaces Husky #	Length	Gauge	Drive Links	Weight	Combo Item #	Combo Chain
WPNK 13 UM50	HLN-250-56	13" (32cm)	.050 (1.3mm)	56 (.325" Pitch)	1.25 lbs	WPC 13 UM50	WPL 20NK56
WPNK 16 UM50	HLN-250-66	16" (40cm)	.050 (1.3mm)	66 (.325" Pitch)	1.50 lbs	WPC 16 UM50	WPL 20NK66
WPNK 18 UM50	HLN-250-72	18" (45cm)	.050 (1.3mm)	72 (.325" Pitch)	1.75 lbs	WPC 18 UM50	WPL 20NK72
WPNK 20 UM50	HLN-250-78	20" (50cm)	.050 (1.3mm)	78 (.325" Pitch)	2.00 lbs	WPC 20 UM50	WPL 20NK78

# WoodlandPRO® Chainsaw Bars



**WOODLANDPRO®**  
ARBORMAX®

## Bars and Bar & Chain Combos for Tree Care Professionals


### Fits Stihl Chainsaws with 3/8" Low Profile Drive Sprockets:

(3/8" Picco Only) 009, 010, 011, 012, 015, 017, 018, 019T, 020, 020T, 021, 023, 025, E 10, E 14, E 140, E 180, MS 170, MS 171, MS 180, MS 181, MS 191T, MS 192T, MS 200T, MS 201T, MS 210, MS 211, MS 230, MS 231, MS 241, MS 250, MS 251, MSE 140, MSE 180; STIHL POLE PRUNERS: HT70, HT75, HT100, HT101.

## WoodlandPRO ARBORMAX Professional Tree Care Chainsaw Bars

WoodlandPRO ARBORMAX chainsaw bars are designed to fit today's professional top handled arborist chainsaws. These bars are made from high strength laminated alloy steel, with a sturdy sprocket nose tip held in place with Swiss bearings. These bars have a specially designed "honeycomb" center piece that lightens the overall weight, without reducing the overall strength of the bar. *Special! Available as a bar and chain combo for a reduced price (see "Combo" numbers below).*


Bar Motor Mount  
Slot 8.2 mm  
(.322") wide



Item #	Replaces Stihl #	Length	Gauge	Drive Links	Weight	Combo Item #	Combo Chain
WPA 12 MS50	3005 000 4805	12" (40cm)	.050 (1.3mm)	44 (3/8" Low Profile)	0.90 lbs	AMC 12 MS50	WPL 30LP44
WPA 14 MS50	3005 000 4809	14" (45cm)	.050 (1.3mm)	50 (3/8" Low Profile)	1.05 lbs	AMC 14 MS50	WPL 30LP50
WPA 16 MS50	3005 008 4813	16" (40cm)	.050 (1.3mm)	55 (3/8" Low Profile)	1.20 lbs	AMC 16 MS50	WPL 30LP55

**Fits the following Chainsaws with 3/8" Low Profile Drive Sprockets:** Echo (CS models) 271T, 300, 301, 302, 305, 306, 310, 315, 330T, 341, 345, 346, 351, 355T, 360T, 370, 3000, 3400, 3450 Husqvarna 36, 41, 136, 137, 141, 142, 235, 240, 334T, 335XPT, 338XPT, T435, T536, T540 Jonsered 2014, 2016, 2035, 2036, 2040, 2041, 2045, 2050, 2137, 2138 Poulan (all 1000, 2000 and 3000 series saws) Micro 25, Super 25, 180, 190, 200, 205, 210, 225, 235, 236, 255, 260, 285, 295, 305, 306, 315, 335, 336, 365 Tanaka (ECS models) 350, 290, 300, 320, 330, 350, 351, 355, 356, 370, 405 and many more. *See our website for the complete list.*

Bar Motor Mount  
Slot 8.2 mm  
(.322") wide



Item #	Replaces Husky #	Length	Gauge	Drive Links	Weight	Combo Item #	Combo Chain
WPA 12 UM50	HL-280-45	12" (40cm)	.050 (1.3mm)	45 (3/8" Low Profile)	0.90 lbs	AMC 12 UM50	WPL 30LP45
WPA 14 UM50	HL-280-52	14" (45cm)	.050 (1.3mm)	52 (3/8" Low Profile)	1.05 lbs	AMC 14 UM50	WPL 30LP25
WPA 16 UM50	HL-280-56	16" (40cm)	.050 (1.3mm)	56 (3/8" Low Profile)	1.20 lbs	AMC 16 UM50	WPL 30LP56
WPA 18 UM50	HL-280-62	18" (45cm)	.050 (1.3mm)	62 (3/8" Low Profile)	1.40 lbs	AMC 18 UM50	WPL 30LP62



## WoodlandPRO TimberMAX Lite Bars


WoodlandPRO TimberMAX Lite chainsaw bars are designed to fit today's smaller professional chainsaws. These bars are made from high strength laminated alloy steel, with a sturdy sprocket nose tip held in place with Swiss bearings. These bars have a specially designed "honeycomb" center piece that lightens the overall weight, without reducing the overall strength of the bar. *Special! Available as a bar and chain combo for a reduced price (see "Combo" numbers, below).*

**WOODLANDPRO®**  
TIMBERMAX™ LITE

### Fits Stihl Chainsaws with .325" Pitch Drive Sprockets:

024, 026, 028, 029, 030, 031, 032, 034, MS 260, MS 261, MS 270, MS 271, MS 280, MS 290, MS 291, MS 310, MS 311, MS 340, MS 341 and many more. *See our website for the complete list.*

Bar Motor Mount  
Slot 21.1 mm  
(.475") wide




Item #	Replaces Stihl #	Length	Gauge	Drive Links	Weight	Combo Item #	Combo Chain
WPTL 16 SS63	3003 008 6813	16" (40cm)	.063 (1.6mm)	67 (.325" Pitch)	1.45 lbs	WPC 16 SS63	WPL 23RC67
WPTL 18 SS63	3003 008 6817	18" (45cm)	.063 (1.6mm)	74 (.325" Pitch)	1.60 lbs	WPC 18 SS63	WPL 23RC74
WPTL 20 SS63	3003 008 6821	20" (45cm)	.063 (1.6mm)	81 (.325" Pitch)	1.80 lbs	WPC 20 SS63	WPL 23RC81

### Fits Stihl Chainsaws with .325" Pitch Drive Sprockets:

021, 023, 025, MS 210, MS 211, MS 230, MS 231, MS 241, MS 250, MS 251

Bar Motor Mount  
Slot 8.2 mm  
(.322") wide




Item #	Replaces Stihl #	Length	Gauge	Drive Links	Weight	Combo Item #	Combo Chain
WPTL 16 MS63	3005 000 4713	16" (40cm)	.063 (1.6mm)	62 (.325" Pitch)	1.35 lbs	WPC 16 MS63	WPL 23RC62
WPTL 18 MS63	3005 008 4717	18" (45cm)	.063 (1.6mm)	68 (.325" Pitch)	1.50 lbs	WPC 18 MS63	WPL 23RC68

### Bars for the Following Chainsaw Models:

**Dolmar/Makita** (.325 Pitch Only) 109, 110, 111, 112, 113, 114, 115, 116, 117, 118, 119, 120, PS-5100, PS-6800, DCS 430, DCS 431, DCS 520, DCS 5200, DCS 6000 Husqvarna (.325 Pitch only) 33, 36, 38, 40, 41, 42, 44, 45, 50, 51, 55, 133, 136, 140, 141, 154, 234, 238, 240, 242, 246, 340, 345, 346, 350, 351, 353, 435, 440, 445, 450 Jonsered (.325 Pitch Only) 45, 49, 50, 51, 52, 450, 451, 455, 490, 510, 2050-2063, 2141-2153 Homelite (.325 Pitch Only) 30, 130, 150, 250, 252, 290, 300, 340, CS 50, EZ 250, Super EZ, XL-100 Series Solo (.325 Pitch Only) 614, 630, 631, 632, 638, 639, 641, 644, 645, 647, 650, 651, 651 SP, 654, 656

Bar Motor Mount  
Slot 8.2 mm  
(.322") wide



Item #	Replaces Husky #	Length	Gauge	Drive Links	Weight	Combo Item #	Combo Chain
WPTL 16 UM58	HL-258-66	16" (40cm)	.058 (1.5mm)	66 (.325)	1.40 lbs	WPC 16 UM58	WPL 28RC66
WPTL 18 UM58	HL-258-72	18" (45cm)	.058 (1.5mm)	72 (.325)	1.50 lbs	WPC 18 UM58	WPL 28RC72
WPTL 20 UM58	HL-258-78	20" (50cm)	.058 (1.5mm)	78 (.325)	1.70 lbs	WPC 20 UM58	WPL 28RC78





**Bars and Bar & Chain  
Combos Perfect for  
Semi Pro and Pro Users**



## WoodlandPRO TimberMAX Professional Sprocket Nose Chainsaw Bars

WoodlandPRO TimberMAX chainsaw bars are the perfect match for semi-professional and professional users. The wide contour of this bar makes it stout enough for professional use, yet the lightness of the core makes it easier on your back. These bars are made of three titanium alloy steel plates that are electrically welded together. The center plate has been hollowed out to reduce weight. Rails are induction hardened for long life. Sprocket nose tip is held in place by Swiss bearings and 6 sturdy rivets. *Also available as bar and chain combos paired with WoodlandPRO 30RC chisel chain (see Combo numbers, below).*

**Fits the Following Stihl Chainsaws with 3/8" Drive Sprockets:** 024, 026, 028, 029, 030, 031, 032, 034, 036, 038, 039, 040, 041, 042, 044, 045, 046, 048, 056, 064, 066, MS 260, MS 261, MS 270, MS 271, MS 280, MS 281, MS 290, MS 291, MS 310, MS 311, MS 340, MS 341, MS 360, MS 361, MS 362, MS 380, MS 381, MS 390, MS 391, MS 440, MS 440, MS 441, MS 460, MS 640, MS 650, MS 660, MS 661, E 15, E 20, E 220

Item #	Replaces Stihl #	Length	Gauge	Drive Links	Weight	Combo Item #	Combo Chain
WPTM 16 SS50	3003 008 8913	16" (40cm)	.050 (1.3mm)	60 (3/8")	1.90 lbs	TMC 16 SS50	WPL 30RC60
WPTM 18 SS50	3003 008 8917	18" (45cm)	.050 (1.3mm)	66 (3/8")	2.18 lbs	TMC 18 SS50	WPL 30RC66
WPTM 20 SS50	3003 008 8921	20" (50cm)	.050 (1.3mm)	72 (3/8")	2.40 lbs	TMC 20 SS50	WPL 30RC72
WPTM 24 SS50	3003 000 7831	24" (60cm)	.050 (1.3mm)	84 (3/8")	3.20 lbs	TMC 24 SS50	WPL 30RC84

Bar Motor Mount  
Slot 12.1 mm  
(.475") wide



**Fits the following Chainsaws with 3/8" Drive Sprockets:** Dolmar PS-6400, PS-7300, PS-7900, PS-9000, PS-9010 Husqvarna 61, 65, 66, 70, 77, 160, 162, 181, 185, 260, 266, 268, 272, 281, 285, 288, 298, 365, 371, 372, 380, 385, 390, 394, 395, 480, 562, 570, 575, 576, 1100, 2100, 2101, 3120 Jonsered 625, 630, 670, 2065, 2071, 2077, 2083, 2094, 2095, 2163, 2165, 2171, 2172, 2186 Makita DCS 6401, DCS 6421, DCS 6800, DCS 7301, DCS 7901, DCS 9000, DCS 9010 and many more. *See our website for the complete list.*

Item #	Replaces Husky #	Length	Gauge	Drive Links	Weight	Combo Item #	Combo Chain
WPTM 16 HU50	HL-380-60	16" (40cm)	.050 (1.3mm)	60 (3/8")	1.90 lbs	TMC 16 HU50	WPL 30RC60
WPTM 18 HU50	HL-380-68	18" (45cm)	.050 (1.3mm)	68 (3/8")	2.20 lbs	TMC 18 HU50	WPL 30RC68
WPTM 20 HU50	HL-380-72	20" (50cm)	.050 (1.3mm)	72 (3/8")	2.45 lbs	TMC 20 HU50	WPL 30RC72
WPTM 22 HU50	HL-380-76	22" (55cm)	.050 (1.3mm)	76 (3/8")	2.85 lbs	TMC 22 HU50	WPL 30RC76
WPTM 24 HU50	HL-380-84	24" (60cm)	.050 (1.3mm)	84 (3/8")	3.20 lbs	TMC 24 HU50	WPL 30RC84

Bar Motor Mount  
Slot 9 mm  
(.355") wide



**Fits the following Chainsaws with 3/8" Drive Sprockets:** Dolmar / Makita 109, 110, 111, 112, 113, 114, 115, 116, 117, 118, 119, 120, PS-5100, PS-5105, PS-6800, DCS 520, DCS 5200, DCS 5121, DCS 6000 Husqvarna 51, 55, 246, 254, 257, 261, 262, 346, 350, 351, 353, 357, 359, 444, 445, 450, 455, 460, 1400, 1600 Jonsered 45, 49, 50, 51, 52, 370, 410, 420, 425, 435, 450, 451, 455, 490, 510, 520, 521, 525, 535, 590, 941, 2050, 2051, 2054, 2055, 2063, 2150, 2152, 2159 and many more. *See our website for the complete list.*

Item #	Replaces Husky #	Length	Gauge	Drive Links	Weight	Combo Item #	Combo Chain
WPTM 16 UM50	HL-280-60	16" (40cm)	.050 (1.3mm)	60 (3/8")	1.90 lbs	TMC 16 UM50	WPL 30RC60
WPTM 18 UM50	HL-280-68	18" (45cm)	.050 (1.3mm)	68 (3/8")	2.25 lbs	TMC 18 UM50	WPL 30RC68
WPTM 20 UM50	HL-280-72	20" (50cm)	.050 (1.3mm)	72 (3/8")	2.40 lbs	TMC 20 UM50	WPL 30RC72

Bar Motor Mount  
Slot 8.2 mm  
(.322") wide



**Photo: Matt Meckley looking down the barrel of a goose pen Cedar on the Caldor Fire near Lake Tahoe, California. Matt was using a Stihl 461 with 36" Cannon Super Bar. Be sure to follow Matt on Instagram @fmecky to see more amazing shots and videos.**



### ATTENTION READ THIS — WARNING:

The saw chain above may be capable of kickback that could result in serious injury to the chainsaw operator or bystanders. DO NOT USE THIS CHAIN UNLESS YOU HAVE EXPERIENCE AND SPECIALIZED TRAINING FOR DEALING WITH KICKBACK. Saw chain with reduced kickback potential is available.


# Oregon® 3/8" Low Profile Chainsaw Bars

## Oregon Single Rivet Chainsaw Bars

Single Rivet chainsaw bars are popular with woodcutters using small gasoline and electric powered chainsaws and pole pruners. Small radius nose helps reduce kickback. The slim symmetrical contour is lightweight, maneuverable, and reversible for added life. Oregon Single Rivet chainsaw bars have replaced the Oregon Double Guard line and logo, but the bars are essentially the same. Single Rivet bars are also offered as a combo complete with a loop of fast cutting Oregon ControlCut chain.


### Bars for the Following Chainsaw Models:

**Dolmar/Makita** PS-34, PS-340, PS-341, PS-400, PS-041, DCS 34, DCS 330, DCS 340, DCS 341, DCS 390  
**Echo** (CS models) 300, 301, 302, 305, 306, 310, 315, 330T, 341, 345, 346, 351, 360T, 370, 3000, 3400, 3450  
**Husqvarna** 36, 41, 136, 137, 141, 142, 235, 240  
**Poulan** (all 1000, 2000 and 3000 series saws) Micro 25, Super 25, 180, 190, 200, 205, 210, 225, 235, 236, 255, 260, 285, 295, 305, 306, 315, 335, 336, 365, All Woodshark and WildThing models  
**Shindaiwa** 90, 100, 110, 120, 140, 180, 285, 300, 345, 352, 357  
**Sears/Craftsman** All 3000 and 30000 series saws with 3/8 low profile (91 series) chain  
**Tanaka** (ECS models) 350, 290, 300, 320, 330, 350, 351, 355, 356, 370, 405  
**These bars fit hundreds of other chainsaw models. Call or visit our website for a complete list.**



Bar Motor Mount  
Slot 8.2 mm  
(.322") wide

Item #	Replaces Husky #	Length	Gauge	Drive Links	Weight	Combo Item #	Combo Chain
ORF 120DGEA041	501 95 92-45	12" (30cm)	.050 (1.3mm)	45 (3/8" Low Pro)	0.70 lbs	DGC 12 EP50	ORF 91PXL045G
ORF 140DGEA041	501 95 92-52	14" (35cm)	.050 (1.3mm)	52 (3/8" Low Pro)	0.80 lbs	DGC 14 EP50	ORF 91PXL052G
ORF 160DGEA041	501 95 92-56	16" (40cm)	.050 (1.3mm)	56 (3/8" Low Pro)	0.90 lbs	DGC 16 EP50	ORF 91PXL056G
ORF 180DGEA041	N/A	18" (45cm)	.050 (1.3mm)	62 (3/8" Low Pro)	1.00 lbs	DGC 18 EP50	ORF 91PXL062G



Bar Motor Mount  
Slot 8.2 mm  
(.322") wide

### Bars for the Following Chainsaw and Polesaw Models:

**Stihl** (3/8" Picco Only) 009, 010, 011, 012, 015, 017, 018, 019 T, 020, 020 T, 021, 023, 025, E 10, E 14, E 140, E 180, MS 170, MS 171, MS 180, MS 181, MS 191 T, MS 192 T, MS 194 T, MS 200 T, MS 201 T, MS 210, MS 211, MS 230, MS 250, MS 251, MSE 140, MSE 180; **STIHL POLE PRUNERS:** HT70, HT75, HT100, HT101 (Includes all C-BE and C-M models)

Item #	Replaces Stihl #	Length	Gauge	Drive Links	Weight	Combo Item #	Combo Chain
ORF 120SDEA074	3005 000 4805	12" (30cm)	.050 (1.3mm)	44 (3/8" Low Pro)	0.70 lbs	DGC 12 MS50	ORF 91PXL044G
ORF 140SDEA074	3005 000 4809	14" (35cm)	.050 (1.3mm)	50 (3/8" Low Pro)	0.80 lbs	DGC 14 MS50	ORF 91PXL050G
ORF 160SDEA074	3005 008 4813	16" (40cm)	.050 (1.3mm)	55 (3/8" Low Pro)	0.90 lbs	DGC 16 MS50	ORF 91PXL055G

## Oregon AdvanceCut Professional Arborist Bars



AdvanceCut chainsaw bars (formerly known as Pro-91 bars) are popular with arborists looking for a high quality bar for their tree saw and pole saw. Made from silicon alloy steel for high strength and light weight. Bars have a sturdy 9 tooth sprocket nose held in place by multiple rivets. Oregon AdvanceCut chainsaw bars have replaced the Pro-Lite/Pro-91 line and logo, but the bars are essentially the same. AdvanceCut bars are also offered as a combo complete with a loop of fast cutting Oregon ControlCut chain.



Bar Motor Mount  
Slot 8.2 mm  
(.322") wide

### Bars for the Following Chainsaw and Polesaw Models:

**Husqvarna:** 325P4, 325P5, 326P4, 334T, 335 XPT, 338 XPT, Electric 1400, 1600, T435, T525, T540 XP  
**Jonsered:** CS 2137, CS 2138, CS 2138 C, CS 2139 T, CS 2234, CS 2238

Item #	Replaces Husky #	Length	Gauge	Drive Links	Weight	Combo Item #	Combo Chain
ORF 120SXEA095	HL-280-45	12" (30cm)	.050 (1.3mm)	45 (3/8" Low Pro)	0.70 lbs	PRC 12 EJ50	ORF 91PXL045G
ORF 140SXEA095	HL-280-52	14" (35cm)	.050 (1.3mm)	52 (3/8" Low Pro)	0.80 lbs	PRC 14 EJ50	ORF 91PXL052G
ORF 160SXEA095	HL-280-56	16" (40cm)	.050 (1.3mm)	56 (3/8" Low Pro)	0.90 lbs	PRC 16 EJ50	ORF 91PXL056G



Bar Motor Mount  
Slot 8.2 mm  
(.322") wide

### Bars for the Following Chainsaw and Polesaw Models:

**Stihl** (3/8" Picco Only) 009, 010, 011, 012, 015, 017, 018, 019T, 020, 020T, 021, 023, 025, E 10, E 14, E 140, E 180, MS 170, MS 171, MS 180, MS 181, MS 191T, MS 192T, MS 200T, MS 210, MS 211, MS 230, MS 250, MSE 140, MSE 180; **STIHL POLE PRUNERS:** HT70, HT75, HT100, HT101

Item #	Replaces Stihl #	Length	Gauge	Drive Links	Weight	Combo Item #	Combo Chain
ORF 120SXEA074	3005 000 4805	12" (30cm)	.050 (1.3mm)	44 (3/8" Low Pro)	0.70 lbs	PRC 12 MS50	ORF 91PXL044G
ORF 140SXEA074	3005 000 4809	14" (35cm)	.050 (1.3mm)	50 (3/8" Low Pro)	0.80 lbs	PRC 14 MS50	ORF 91PXL050G
ORF 160SXEA074	3005 008 4813	16" (40cm)	.050 (1.3mm)	55 (3/8" Low Pro)	0.90 lbs	PRC 16 MS50	ORF 91PXL055G



# Oregon® .325" Pitch Chainsaw Bars

## Oregon SpeedCut Narrow Kerf Bars

Professional laminated sprocket nose bar from Oregon. SpeedCut chainsaw bars are made with narrow kerf technology. SpeedCut bars are slightly thinner than standard bars, and when matched with narrow kerf saw chain, require less horsepower in the cut. Made from laminated steel with an aluminum core, these bars are 20% lighter than traditional chainsaw bars. The newly designed sprocket nose tip resists spreading and wear and includes a debris shield, which helps the bar withstand tough environments. LubriTec angled oil hole keeps your chain and guide bar oiled for less friction and longer life. SpeedCut bars have replaced the older Oregon Micro-Lite narrow kerf product line.

### Bars for the Following Chainsaw Models:

**Husqvarna** (.325 Pitch only) 33, 36, 38, 40, 41, 42, 44, 45, 50, 51, 55, 133, 136, 140, 141, 154, 234, 238, 240, 242, 246, 340, 345, 346, 350, 351, 353, 435, 440, 445, 450, 543, 545, 550 (Includes XP and XPG Models)  
**Jonsered** (.325 Pitch Only) 45, 49, 50, 51, 52, 450, 451, 455, 490, 510, 2050-2063, 2141-2153  
**Dolmar/Makita** (.325 Pitch Only) 109, 110, 111, 112, 113, 114, 115, 116, 117, 118, 119, 120, PS-5100, PS-6800, DCS 430, DCS 431, DCS 520, DCS 5200, DCS 6000  
**Solo** (.325 Pitch Only) 614, 630, 631, 632, 638, 639, 641, 644, 645, 647, 650, 651, 651 SP, 654, 656

Item #	Replaces Husky #	Length	Gauge	Drive Links	Weight	Combo Item #	Combo Chain
ORF 160TXLBK095	HLN-250-66	16" (40cm)	.050 (1.3mm)	66 (.325")	0.90 lbs	SCN 16 SJ50	ORF 95TXL066G
ORF 180TXLBK095	HLN-250-72	18" (45cm)	.050 (1.3mm)	72 (.325")	1.10 lbs	SCN 18 SJ50	ORF 95TXL072G



## Oregon ControlCut Chainsaw Bars

Professional laminated sprocket nose bar from Oregon. ControlCut chainsaw bars are a professional built bar with a small radius nose. This makes for a narrow contour with reduced kickback potential. Made from laminated steel with an aluminum core, these bars are 20% lighter than traditional chainsaw bars. The newly designed sprocket nose tip resists spreading and wear and includes a debris shield which helps the bar withstand tough environments. LubriTec angled oil hole keeps your chain and guide bar oiled for less friction and longer life. ControlCut bars have replaced some of the older Oregon Pro-Lite product line.

### Bars for the Following Chainsaw Models:

**Stihl** (.325 Pitch Only) 021, 023, 025, MS 210, MS 211, MS 230, MS 250, MS 251 (Including C-BE and Wood Boss models)

Item #	Replaces Stihl #	Length	Gauge	Drive Links	Weight	Combo Item #	Combo Chain
ORF 163PXLBA074	3005 000 4713	16" (40cm)	.063 (1.6mm)	62 (.325")	1.10 lbs	OCC 16 MS63	ORF 22BPX062G
ORF 183PXLBA074	3005 000 4717	18" (50cm)	.063 (1.6mm)	68 (.325")	1.20 lbs	OCC 18 MS63	ORF 22BPX068G



## Oregon VersaCut Chainsaw Bars

Professional laminated sprocket nose bar from Oregon. Versacut chainsaw bars are designed for a wide variety of users, including firewood cutters, arborists and landscapers. Made from laminated steel with an aluminum core, these bars are 20% lighter than traditional chainsaw bars. The newly designed sprocket nose tip resists spreading and wear and includes a debris shield helps the bar withstand tough environments. LubriTec angled oil hole keeps your chain and guide bar oiled for less friction and longer life. Versacut bars have replaced most of the older Oregon Pro-Lite product line.

### Bars for the Following Chainsaw Models:

**Husqvarna** (.325 Pitch only) 33, 36, 38, 40, 41, 42, 44, 45, 50, 51, 55, 133, 136, 140, 141, 154, 234, 238, 240, 242, 246, 340, 345, 346, 350, 351, 353, 435, 440, 445, 450, 543, 545, 550 (Includes XP and XPG Models)  
**Jonsered** (.325 Pitch Only) 45, 49, 50, 51, 52, 450, 451, 455, 490, 510, 2050-2063, 2141-2153  
**Dolmar/Makita** (.325 Pitch Only) 109, 110, 111, 112, 113, 114, 115, 116, 117, 118, 119, 120, PS-5100, PS-6800, DCS 430, DCS 431, DCS 520, DCS 5200, DCS 6000  
**Solo** (.325 Pitch Only) 614, 630, 631, 632, 638, 639, 641, 644, 645, 647, 650, 651, 651 SP, 654, 656

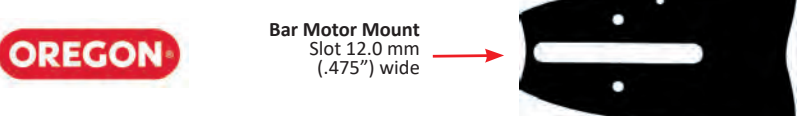
Item #	Replaces Husky #	Length	Gauge	Drive Links	Weight	Combo Item #	Combo Chain
ORF 168VXLGK095	HL-258-66	16" (40cm)	.058 (1.5mm)	66 (.325")	1.10 lbs	VCC 16 SJ58	ORF 21BPX066G
ORF 188VXLGK095	HL-258-72	18" (45cm)	.058 (1.5mm)	72 (.325")	1.30 lbs	VCC 18 SJ58	ORF 21BPX072G
ORF 208VXLGK095	HL-258-78	20" (50cm)	.058 (1.5mm)	78 (.325")	1.50 lbs	VCC 20 SJ58	ORF 21BPX078G



### Bars for the Following Chainsaw Models:

**Stihl** (.325 Pitch Only) 024, 026, 028, 029, 030, 031, 032, 034, MS 240, MS 260, MS 261, MS 270, MS 271, MS 280, MS 290, MS 291, MS 310, MS 311 (Includes C-M and Farm Boss Models) 11 MS 311, MS 340, MS 341

Item #	Replaces Stihl #	Length	Gauge	Drive Links	Weight	Combo Item #	Combo Item
ORF 163VXLGD025	3005 000 4713	16" (40cm)	.063 (1.6mm)	67 (.325")	1.10 lbs	VCC 16 SS63	ORF 22BPX067G
ORF 183VXLGD025	3005 008 4717	18" (45cm)	.063 (1.6mm)	74 (.325")	1.30 lbs	VCC 18 SS63	ORF 22BPX074G
ORF 203VXLGD025	3003 008 6821	20" (50cm)	.063 (1.6mm)	81 (.325")	1.50 lbs	VCC 20 SS63	ORF 22BPX081G



**ATTENTION READ THIS — WARNING:** The sawchain in the "Combo" packages above is low kickback chain. It met with the reduced kickback requirements of ANSI B175.1 when tested on a representative sample of chain saws. Its safety features significantly reduce the hazard of kickback while maintaining high cutting performance, ALL CUTTING CHAINS CAN KICKBACK, which may result in severe personal injury to the chain saw operator or bystanders.

# Oregon® PowerCut Chainsaw Bars

## Oregon PowerCut Bars

The industry standard for professional chainsaw users. These solid chainsaw bars are machined from super-tough chrome-moly steel to give you excellent resistance to wear and chipping. The replaceable sprocket nose design fastens with a single rivet, and is securely held by wide, strong, overlapping ears. Noses can easily be replaced in the field. The patented Cradle sprocket design gives superior resistance to sprocket nose failures. Advanced Lubrijet and Lubri-Dam lubrication features increase oiling efficiency and retention with less oil hole plugging issues. Bailey's has the most comprehensive inventory of Oregon PowerCut bars in the country. If it's available, we probably have it. Oregon PowerCut bars have replaced the Oregon Power Match line and logo, but the bars are essentially the same. Power Cut bars are also offered as a combo complete with a loop of fast cutting Oregon PowerCut chain.




Bar Motor Mount  
Slot 12.1 mm  
(.475") wide

Legacy Design

### Bars for the Following Chainsaw Models:

Stihl 024, 026, 028, 029, 030, 031, 032, 034, 036, 038, 039, 040, 041, 042, 044, 045, 046, 048, 056, 064, 066, E 15, E 20, E 220, MS 240, MS 260, MS 261, MS 270, MS 271, MS 280, MS 290, MS 291, MS 310, MS 311, MS 340, MS 341, MS 360, MS 361, MS 362, MS 380, MS 381, MS 390, MS 391, MS 400i, MS 440, MS 441, MS 460, MS 500i, MS 660, MS 661 (Includes all Magnum, Pro and Super models)

Item #	Replaces Stihl #	Length	Gauge	Drive Links	Weight	Combo Item #	Combo Chain
ORF 160RNDD025	3003 000 8813	16" (40cm)	.050 (1.3mm)	60 (3/8")	2.25 lbs	PMC 16 SS50	ORF 72EXL060G
ORF 163RNDD025	3003 000 9413	16" (40cm)	.063 (1.6mm)	60 (3/8")	2.25 lbs	PMC 16 SS63	ORF 75EXL060G
ORF 180RNDD025	3003 000 8817	18" (45cm)	.050 (1.3mm)	66 (3/8")	2.45 lbs	PMC 18 SS50	ORF 72EXL066G
ORF 183RNDD025	3003 000 9417	18" (45cm)	.063 (1.6mm)	66 (3/8")	2.45 lbs	PMC 18 SS63	ORF 75EXL066G
ORF 200RNDD025	3003 000 8822	20" (50cm)	.050 (1.3mm)	72 (3/8")	2.75 lbs	PMC 20 SS50	ORF 72EXL072G
ORF 203RNDD025	3003 000 9421	20" (50cm)	.063 (1.6mm)	72 (3/8")	2.75 lbs	PMC 20 SS63	ORF 75EXL072G
ORF 240RNDD025	3003 000 8830	24" (60cm)	.050 (1.3mm)	84 (3/8")	3.50 lbs	PMC 24 SS50	ORF 72EXL084G
ORF 243RNDD025	3003 000 9831	24" (60cm)	.063 (1.6mm)	84 (3/8")	3.50 lbs	PMC 24 SS63	ORF 75EXL084G
ORF 280RNDD025	3003 000 8838	28" (70cm)	.050 (1.3mm)	91 (3/8")	4.00 lbs	PMC 28 SS50	ORF 72EXJ091G
ORF 283RNDD025	3003 000 6038	28" (70cm)	.063 (1.6mm)	91 (3/8")	4.00 lbs	PMC 28 SS63	ORF 75EXJ091G
ORF 300RNDD025	N/A	30" (75cm)	.050 (1.3mm)	98 (3/8")	4.50 lbs	PMC 30 SS50	ORF 72EXJ098G
ORF 303RNDD025	3003 000 6041	30" (75cm)	.063 (1.6mm)	98 (3/8")	4.50 lbs	PMC 30 SS63	ORF 75EXJ098G
ORF 320RNDD025	3003 000 8846	32" (80cm)	.050 (1.3mm)	105 (3/8")	4.75 lbs	PMC 32 SS50	ORF 72EXJ105G
ORF 323RNDD025	3003 000 6046	32" (80cm)	.063 (1.6mm)	105 (3/8")	4.75 lbs	PMC 32 SS63	ORF 75EXJ105G
ORF 343RNDD025	N/A	34" (85cm)	.063 (1.6mm)	110 (3/8")	5.00 lbs	PMC 34 SS63	ORF 75EXJ110G
ORF 363RNDD025	3003 000 6053	36" (90cm)	.063 (1.6mm)	114 (3/8")	5.50 lbs	PMC 36 SS63	ORF 75EXJ114G
ORF 423RNDD025	N/A	42" (105cm)	.063 (1.6mm)	135 (3/8")	6.75 lbs	PMC 42 SS63	ORF 75EXJ135G



Bar Motor Mount  
Slot 8.2 mm  
(.322") wide

### Bars for the Following Chainsaw Models:

**Husqvarna (3/8" Pitch Only)** 51, 55, 55 Rancher, 57, 140, 246, 254, 257, 261, 262, 351, 353, 357, 359, 360, 362, 444, 445, 450, 455 Rancher, 460 Rancher, 545, 550, 555, 1400, 1600 (Includes all XP and Mark II models)

**Jonsered (3/8" Pitch Only)** 45, 49, 50, 51, 52, 370, 410, 420, 425, 435, 450, 451, 455, 490, 510, 520SP, 521, 525, 535, 590, 941, 2050, 2051, 2054, 2055, 2063, 2150, 2152, 2159 **Dolmar/Makita (3/8" Pitch Only)** 109, 110, 111, 112, 113, 114, 115, 116, 117, 118, 119, 120, 120 SUPER, PS-5100, PS-6800, DCS 520i, DCS 5200i, DCS 6000i

**Homelite (3/8" Pitch Only)** 130, 150, 150 A0, 250, 252, 290, 300, 340, CS 40, CS 50, EZ 250, MINI SL, SUPER EZ A0, XL-76, XL-100 SERIES

**McCulloch (3/8" Pitch Only)** 2046 AV, 2049 AV, 4600, 4700, 4900, 5000, 5500, MS 1434, MS 1436, MS 1839, MS 1846, MS 1849, MS 2046, MS 2049, MS 2050, PM 1845 AV, Pro Mac: 40, 46; Silver Eagle: 2818, 3020; Timber Bear, Timber Bear 20

**Efco** 147, 152, 156, 165

**Solo** 650, 651, 651 SP, 654, 656

Item #	Replaces Husky #	Length	Gauge	Drive Links	Weight	Combo Item #	Combo Chain
ORF 160RNDK095	HT-280-60	16" (40cm)	.050 (1.3mm)	60 (3/8")	2.25 lbs	PMC 16 CJ50	ORF 72EXL060G
ORF 168RNDK095	HT-288-60	16" (40cm)	.058 (1.5mm)	60 (3/8")	2.25 lbs	PMC 16 CJ58	ORF 73EXL060G
ORF 180RNDK095	HT-280-68	18" (45cm)	.050 (1.3mm)	68 (3/8")	2.45 lbs	PMC 18 CJ50	ORF 72EXL068G
ORF 188RNDK095	HT-288-68	18" (45cm)	.058 (1.5mm)	68 (3/8")	2.45 lbs	PMC 18 CJ58	ORF 73EXL068G
ORF 200RNDK095	HT-280-72	20" (50cm)	.050 (1.3mm)	72 (3/8")	2.75 lbs	PMC 20 CJ50	ORF 72EXL072G
ORF 208RNDK095	HT-288-72	20" (50cm)	.058 (1.5mm)	72 (3/8")	2.75 lbs	PMC 20 CJ58	ORF 73EXL072G
ORF 240RNDK095	HT-280-84	24" (60cm)	.050 (1.3mm)	84 (3/8")	3.50 lbs	PMC 24 CJ50	ORF 72EXL084G
ORF 248RNDK095	HT-288-84	24" (60cm)	.058 (1.5mm)	84 (3/8")	3.50 lbs	PMC 24 CJ58	ORF 73EXL084G
ORF 280RNDK095	HT-280-93	28" (70cm)	.050 (1.3mm)	93 (3/8")	4.00 lbs	PMC 28 CJ50	ORF 72EXL093G



**ATTENTION READ THIS — WARNING:** All Oregon PowerCut bar and chain combos come with Oregon chisel saw chain. Oregon chisel saw chain may be capable of kickback that could result in serious injury to the chainsaw operator or bystanders. DO NOT USE THIS CHAIN UNLESS YOU HAVE EXPERIENCE AND SPECIALIZED TRAINING FOR DEALING WITH KICKBACK. Saw chain with reduced kickback potential is available.




## Oregon PowerCut Bars for the Following Chainsaw Models:



Husqvarna 61, 65, 66, 70, 77, 160, 162, 181, 185, 260, 266, 268, 272, 281, 285, 288, 298, 365, 371, 372, 380, 385, 390, 394, 395, 480, 562, 565, 575, 576, 585, 590, 592, 1100, 2100, 2101, 3120 (Includes all XP, XPG and XPW Models)  
 Jonsered 625, 630, 670, 2065, 2071, 2077, 2083, 2094, 2095, 2163, 2165, 2171, 2186  
 Dolmar/Makita PS-6400, PS-7300, PS-7900, PS-9000, PS-9010, DCS 6401, DCS 6421, DCS 6800, DCS 7301, DCS 7901, DCS 9000, DCS 9010  
 Partner 550, 650, 1655, 2055, 7000, P-55, P-65, P-70, P-85, P-100, R-11, R-12, R-14, R-16, R-17, R-18, R-19, R-20, R-21, R-22, R-23, R-30, R-35, R-40, R-416, R-420, R-421, R-435, R-440, S-50, S-55, S-65  
 Poulan PRO 415, 425, 445, 475, 505  
 Shindaiwa (SDK) 550, 575, 577, 680, 695, 757  
 Solo 603, 662, 665, 667, 670, 675, 680, 681, 690, 694

Bar Motor Mount  
Slot 9.0 mm  
(.355") wide




Item #	Replaces Husky #	Length	Gauge	Drive Links	Weight	Combo Item #	Combo Chain
ORF 160RNDD009	HT-380-60	16" (40cm)	.050 (1.3mm)	60 (3/8")	2.25 lbs	PMC 16 HU50	ORF 72EXL060G
ORF 168RNDD009	HT-388-60	16" (40cm)	.058 (1.5mm)	60 (3/8")	2.25 lbs	PMC 16 HU58	ORF 73EXL060G
ORF 180RNDD009	HT-380-68	18" (45cm)	.050 (1.3mm)	68 (3/8")	2.45 lbs	PMC 18 HU50	ORF 72EXL068G
ORF 188RNDD009	HT-388-68	18" (45cm)	.058 (1.5mm)	68 (3/8")	2.45 lbs	PMC 18 HU58	ORF 73EXL068G
ORF 200RNDD009	HT-380-72	20" (50cm)	.050 (1.3mm)	72 (3/8")	2.75 lbs	PMC 20 HU50	ORF 72EXL072G
ORF 208RNDD009	HT-388-72	20" (50cm)	.058 (1.5mm)	72 (3/8")	2.75 lbs	PMC 20 HU58	ORF 73EXL072G
ORF 203RNDD009	HT-383-72	20" (50cm)	.063 (1.6mm)	72 (3/8")	2.75 lbs	PMC 20 HU63	ORF 75EXL072G
ORF 240RNDD009	HT-380-84	24" (60cm)	.050 (1.3mm)	84 (3/8")	3.50 lbs	PMC 24 HU50	ORF 72EXL084G
ORF 248RNDD009	HT-388-84	24" (60cm)	.058 (1.5mm)	84 (3/8")	3.50 lbs	PMC 24 HU58	ORF 73EXL084G
ORF 243RNDD009	HT-383-84	24" (60cm)	.063 (1.6mm)	84 (3/8")	3.50 lbs	PMC 24 HU63	ORF 75EXL084G
ORF 280RNDD009	HT-380-93	28" (70cm)	.050 (1.3mm)	93 (3/8")	4.00 lbs	PMC 28 HU50	ORF 72EXJ093G
ORF 288RNDD009	HT-388-93	28" (70cm)	.058 (1.5mm)	93 (3/8")	4.00 lbs	PMC 28 HU58	ORF 73EXJ093G
ORF 283RNDD009	HT-383-93	28" (70cm)	.063 (1.6mm)	93 (3/8")	4.00 lbs	PMC 28 HU63	ORF 75EXJ093G
ORF 300RNDD009	HT-380-98	30" (75cm)	.050 (1.3mm)	98 (3/8")	4.50 lbs	PMC 30 HU50	ORF 72EXJ098G
ORF 320RNDD009	HT-380-105	32" (80cm)	.050 (1.3mm)	105 (3/8")	4.75 lbs	PMC 32 HU50	ORF 72EXJ105G
ORF 323RNDD009	HT-383-105	32" (80cm)	.063 (1.6mm)	105 (3/8")	4.75 lbs	PMC 32 HU63	ORF 75EXJ105G
ORF 343RNDD009	HT-383-110	34" (85cm)	.063 (1.6mm)	110 (3/8")	5.00 lbs	PMC 34 HU63	ORF 75EXJ110G
ORF 363RNDD009	HT-383-115	36" (90cm)	.063 (1.6mm)	115 (3/8")	5.50 lbs	PMC 36 HU63	ORF 75EXJ115G
ORF 423RNDD009	HT-383-135	42" (105cm)	.063 (1.6mm)	135 (3/8")	6.75 lbs	PMC 42 HU63	ORF 75EXJ135G

## Oregon PowerCut Bars for the Following Chainsaw Models:



Homelite 330, 350, 360, 400, 410, 450, 460, 540, 550, 650, 700, 750, 800, 825, 850, 900, 922, 923, 955, Super XL, XL-12  
 Jonsered 60, 61, 62, 66, 70, 75, 77, 80, 81, 90, 110, 111, 601, 621, 751, 801, 820, 830, 910, 920, 930, 1020, 2350  
 Pioneer P-20, P-25, P-38, P-39, P-41, P-42, P-45, P-50, P-51, P-52, P-60, P-61, P-62  
 Poulan PRO 404, 455, 525, 655, 6900, 7700, 8500

Bar Motor Mount  
Slot 9.5 mm  
(.375") wide




Item #	Length	Gauge	Drive Links	Weight	Combo Item #	Combo Chain
ORF 160RNDD196	16" (40cm)	.050 (1.3mm)	60 (3/8")	2.25 lbs	PMC 16 HM50	ORF 72EXL060G
ORF 200RNDD196	20" (50cm)	.050 (1.3mm)	70 (3/8")	2.75 lbs	PMC 20 HM50	ORF 72EXL070G
ORF 240RNDD196	24" (60cm)	.050 (1.3mm)	81 (3/8")	3.50 lbs	PMC 24 HM50	ORF 72EXL081G

## Oregon PowerCut Bars for the Following Chainsaw Models:



Echo CS-60, CS-451, CS-452, CS-500, CS-501, CS-510, CS-550, CS-590, CS-601, CS-602, CS-605, CS-610, CS-620, CS-650, CS-660, CS-670, CS-680, CS-701, CS-702, CS-706, CS-750, CS-5500, CS-6700, CS-8000 (Includes all EVL & P Models)  
 McCulloch 1-10, 2-10, 3-10, 4-10, 5-10, 6-10, 7-10, 10-10, 10-10A, 55, 57, 60, 80, 555, 560, 570, 605, 610, 650, 655, 700, 800, 805, 850, 1000, 3720, CP55, CP70, CP70L, DOUBLE EAGLE 50, 80, EAGER BEAVER 3.7, PM605, PRO MAC 55, 5700, 8200, SILVER EAGLE 3420, SP-60, SP-70, SP-80, SP-81, TIMBER BEAR, TITAN 50, 57, 70  
 Poulan / Poulan PRO 203, 245, 306, 360, 375, 361, 395, 400, 450, 3400, 3700, 3800, 3900, 4000, 4200, 4400, 4900, 5200, 5400, 5500, 6700

Bar Motor Mount  
Slot 8.0 mm  
(.315") wide



Item #	Replaces Echo #	Length	Gauge	Drive Links	Weight	Combo Item #	Combo Chain
ORF 160RNDD176	16DOPS3860	16" (40cm)	.050 (1.3mm)	60 (3/8")	2.25 lbs	PMC 16 MC50	ORF 72EXL060G
ORF 180RNDD176	18DOPS3866	18" (45cm)	.050 (1.3mm)	66 (3/8")	2.45 lbs	PMC 18 MC50	ORF 72EXL066G
ORF 200RNDD176	20DOPS3870	20" (50cm)	.050 (1.3mm)	70 (3/8")	2.75 lbs	PMC 20 MC50	ORF 72EXL070G
ORF 240RNDD176	24DOPS3881	24" (60cm)	.050 (1.3mm)	81 (3/8")	3.50 lbs	PMC 24 MC50	ORF 72EXL081G
ORF 280RNDD176	27DOPS3893	28" (70cm)	.050 (1.3mm)	92 (3/8")	4.00 lbs	PMC 28 MC50	ORF 72EXJ092G

# Cannon® SuperBar Chainsaw Bars


## Cannon SuperBar Chainsaw Bars

Cannon SuperBars were formerly branded WoodlandPRO. Why not run the best? If you're serious about the equipment you run, this is the bar for you. All bars are hand made from the finest steel, which is cold rolled, heat treated, annealed, stress relieved, and surface ground to provide the best possible characteristics of wear resistance, strength, durability, straightness and elasticity.

Rails are hand ground, not milled, to an accuracy of .002 of an inch for straighter cuts. Rails are also flame hardened to 5 points more than the saw chain itself. Comes with a single rivet replaceable sprocket nose. The results are obvious.

You get hand made quality that leads to less downtime and frustration. Try one and you will see why Cannon is the way to go!

Please indicate which model of saw as well as the gauge and pitch of chain you wish to run when ordering these bars.



**Bar Motor Mount**  
Slot 12.1 mm  
(.475") wide

### Bars for the Following Chainsaw Models:

**Stihl** 024, 026, 028, 029, 030, 031, 032, 034, 036, 038, 039, 040, 041, 042, 044, 045, 046, 048, 056, 064, 066, E 15, E 20, E 220, MS 240, MS 260, MS 261, MS 270, MS 271, MS 280, MS 290, MS 291, MS 310, MS 311, MS 340, MS 341, MS 360, MS 361, MS 362, MS 380, MS 381, MS 390, MS 391, MS 400i, MS 440, MS 441, MS 460, MS 500i, MS 660, MS 661 (Includes all Magnum, Pro and Super models)

Item #	Replaces Stihl #	Length	Gauge	Drive Links	Weight	Recommended Chain
CSB S1 16 50 3	3003 0000 8813	16" (40cm)	.050 (1.3mm)	60 (3/8")	3.00 lbs	WPL 30RC60
CSB S1 18 50 3	3003 0000 8817	18" (45cm)	.050 (1.3mm)	66 (3/8")	3.50 lbs	WPL 30RC66
CSB S1 20 50 3	3003 0000 8822	20" (50cm)	.050 (1.3mm)	72 (3/8")	4.00 lbs	WPL 30RC72
CSB S1 24 50 3	3003 0000 8830	24" (60cm)	.050 (1.3mm)	84 (3/8")	4.50 lbs	WPL 30RC84
CSB S1 28 50 3	3003 0000 8838	28" (70cm)	.050 (1.3mm)	91 (3/8")	5.00 lbs	WPL 30RCS91
CSB S1 28 63 3	3003 0000 6038	28" (75cm)	.063 (1.6mm)	91 (3/8")	5.00 lbs	WPL 33RCS91
CSB S1 32 50 3	3003 0000 8846	32" (80cm)	.050 (1.3mm)	105 (3/8")	6.00 lbs	WPL 30RCS105
CSB S1 32 63 3	3003 0000 6046	32" (80cm)	.063 (1.6mm)	105 (3/8")	6.00 lbs	WPL 33RCS105
CSB S1 36 50 3	3003 0000 8853	36" (90cm)	.050 (1.3mm)	114 (3/8")	7.00 lbs	WPL 30RCS114
CSB S1 36 63 3	3003 0000 6053	36" (90cm)	.063 (1.6mm)	114 (3/8")	7.00 lbs	WPL 33RCS114
CSB S1 41 63 3	N/A	41" (105cm)	.063 (1.6mm)	129 (3/8")	8.00 lbs	WPL 33RCS129
CSB S1 50 63 4	N/A	50" (125cm)	.063 (1.6mm)	141 (.404")	11.00 lbs	WPL 43RCS141



**Bar Motor Mount**  
Slot 9.0 mm  
(.355") wide

### Bars for the Following Chainsaw Models:

**Husqvarna** 61, 65, 66, 70, 77, 160, 162, 181, 185, 260, 266, 268, 272, 281, 285, 288, 298, 365, 371, 372, 380, 385, 390, 394, 395, 480, 562, 565, 575, 576, 585, 590, 592, 1100, 2100, 2101, 3120 (Includes all XP, XPG and XPW Models)

**Jonsered** 625, 630, 670, 2065, 2071, 2077, 2083, 2094, 2095, 2163, 2165, 2171, 2186

**Dolmar/Makita** PS-6400, PS-7300, PS-7900, PS-9000, PS-9010, DCS 6401, DCS 6421, DCS 6800, DCS 7301, DCS 7901, DCS 9000, DCS 9010

**Partner** 550, 650, 1655, 2055, 7000, P-55, P-65, P-70, P-85, P-100, R-11, R-12, R-14, R-16, R-17, R-18, R-19, R-20, R-21, R-22, R-23, R-30, R-35, R-40, R-416, R-420, R-421, R-435, R-440, S-50, S-55, S-65

**Poulan PRO** 415, 425, 445, 475, 505

**Shindaiwa (SDK)** 550, 575, 577, 680, 695, 757

**Solo** 603, 662, 665, 667, 670, 675, 680, 681, 690, 694

Item #	Replaces Husky #	Length	Gauge	Drive Links	Weight	Recommended Chain
CSB H1 18 50 3	HT-380-68	18" (45cm)	.050 (1.3mm)	68 (.375)	3.50 lbs	WPL 30RC68
CSB H1 20 50 3	HT-380-72	20" (50cm)	.050 (1.3mm)	72 (.375)	4.00 lbs	WPL 30RC72
CSB H1 24 50 3	HT-380-84	24" (60cm)	.050 (1.3mm)	84 (.375)	4.50 lbs	WPL 30RC84
CSB H1 28 50 3	HT-380-93	28" (70cm)	.050 (1.3mm)	93 (.375)	5.00 lbs	WPL 30RCS93
CSB H1 28 63 3	HT-383-93	28" (75cm)	.063 (1.6mm)	93 (.375)	5.00 lbs	WPL 33RCS93
CSB H1 32 63 3	HT-383-105	32" (80cm)	.063 (1.6mm)	105 (.375)	6.00 lbs	WPL 33RCS105
CSB H1 36 63 3	HT-383-115	36" (90cm)	.063 (1.6mm)	115 (.375)	7.00 lbs	WPL 33RCS115
CSB H1 42 63 3	HT-383-135	42" (105cm)	.063 (1.6mm)	136 (.375)	8.00 lbs	WPL 33RCS136
CSB H1 50 63 4	N/A	50" (125cm)	.063 (1.6mm)	141 (.404)	11.00 lbs	WPL 43RCS141
CSB H1 60 63 4	N/A	60" (150cm)	.063 (1.6mm)	167 (.404)	13.00 lbs	WPL 43RCS167
CSB H1 72 63 4	N/A	72" (180cm)	.063 (1.6mm)	196 (.404)	15.00 lbs	WPL 43RCS196
CSB H1 84 63 4	N/A	84" (215cm)	.063 (1.6mm)	226 (.404)	18.00 lbs	WPL 43RCS226



# Cannon® Professional Chainsaw Bars

## Cannon SuperBar Bars for the Following Chainsaw Models:

Stihl 075, 08SEQ, 050, 051, 075, 076, 084, 090, E30, S10, 088, 088 MAGNUM, MS 880, MS 881

Dolmar 122, 123, 143, 144, 152, 153, 166 NOTE: Oiler holes must be drilled for Dolmar saws.

Olympyk (OLEO-MAC) 999




Bar Motor Mount  
Slot 14.0 mm  
(.553") wide




Item #	Replaces Stihl #	Length	Gauge	Drive Links	Weight	Recommended Chain
CSB S2 36 63 3	3002 0000 9753	37" (90cm)	.063 (1.6mm)	123 (3/8")	7.00 lbs	WPL 33RCS123
CSB S2 41 63 3	3002 0000 9757	41" (105cm)	.063 (1.6mm)	135 (3/8")	8.00 lbs	WPL 33RCS135
CSB S2 41 63 4	3002 0000 9757	41" (105cm)	.063 (1.6mm)	122 (.404")	8.00 lbs	WPL 43RCS122
CSB S2 50 63 3	N/A	50" (125cm)	.063 (1.6mm)	157 (3/8")	11.00 lbs	WPL 33RCS157
CSB S2 50 63 4	N/A	50" (125cm)	.063 (1.6mm)	142 (.404")	11.00 lbs	WPL 43RCS142
CSB S2 60 63 3	N/A	60" (150cm)	.063 (1.6mm)	190 (3/8")	13.00 lbs	WPL 33RCS190
CSB S2 60 63 4	3002 0000 9576	60" (150cm)	.063 (1.6mm)	172 (.404")	13.00 lbs	WPL 43RCS172
CSB S2 72 63 4	N/A	72" (180cm)	.063 (1.6mm)	196 (.404)	15.00 lbs	WPL 43RCS196
CSB S2 84 63 4	N/A	84" (215cm)	.063 (1.6mm)	225 (.404)	18.00 lbs	WPL 43RCS225

## Cannon DuraLite Lightweight Chainsaw Bars

Cannon DuraLite chainsaw bars are made from a virtually completed SuperBar. After the bar has been grooved and the rails have been flame hardened, Cannon eliminates weight by milling out pockets on either side of the SuperBar, leaving a steel core in the center for strength. The center section is then perforated with holes. This method of construction is based on the same principal that you would see in an I-beam. A special adhesive is added which not only bonds the steel to two flexible aluminum inserts, one on each side of the bar, but also creates a chemical bond or weld between the two inserts. The DuraLite SuperBar remains ridged and stiff, has the same quality characteristics as the traditional SuperBar, but weighs about 20% less. Available in Stihl mount only. Adapter plates for Husqvarna are available below.



Bar Motor Mount  
Slot 12.1 mm  
(.475") wide



## Bars for the Following Chainsaw Models:


Stihl 024, 026, 028, 029, 030, 031, 032, 034, 036, 038, 039, 040, 041, 042, 044, 045, 046, 048, 056, 064, 066, E 15, E 20, E 220, MS 240, MS 260, MS 261, MS 270, MS 271, MS 280, MS 290, MS 291, MS 310, MS 311, MS 340, MS 341, MS 360, MS 361, MS 362, MS 380, MS 381, MS 390, MS 391, MS 400i, MS 440, MS 441, MS 460, MS 500i, MS 660, MS 661 (Includes all Magnum, Pro and Super models)

Item #	Replaces Stihl #	Length	Gauge	Drive Links	Weight	Recommended Chain
CSB S1 24 50 DL 3	3003 0000 8830	24" (60cm)	.050 (1.3mm)	84 (3/8")	3.60 lbs	WPL 30RC84
CSB S1 28 50 DL 3	3003 0000 8838	28" (70cm)	.050 (1.3mm)	91 (3/8")	4.00 lbs	WPL 30RC91
CSB S1 28 63 DL 3	3003 0000 6038	28" (70cm)	.063 (1.6mm)	91 (3/8")	4.00 lbs	WPL 33RCS91
CSB S1 32 63 DL 3	3003 0000 6046	32" (80cm)	.063 (1.6mm)	105 (3/8")	4.80 lbs	WPL 33RCS105
CSB S1 36 63 DL 3	3003 0000 6053	36" (90cm)	.063 (1.6mm)	114 (3/8")	5.60 lbs	WPL 33RCS114

## Cannon Bar Adapter Plate

This adapter allows you to run 12mm Stihl mount chainsaw bars on many Husqvarna and Dolmar/Makita chainsaws. Great if you run both brands, because you only need one type of bar now, one with a 12mm Stihl mount. Works best with Cannon chainsaw bars because the 12mm Stihl mount is machined longer to give you more adjustment room.

Item #	Description	Stud Distance
A) 10030	Bar Adapter Plate for Most Husky Saws	44mm
B) CBW 20020	Bar Adapter Plate for Husky 562XP	38mm
C) CBW 20090	Bar Adapter Plate for Husky 3120XP	46mm
D) CBW 20060	Bar Adapter Plate for Dolmar/Makita	30mm
E) CBW 20080	Bar Adapter Plate for Stihl Milling Bars	35mm



# Sugihara® Chainsaw Bars



## Sugihara Lightweight Chainsaw Bars


Professional chainsaw bar from Sugihara. Sugihara lightweight chainsaw bars are popular with professional cutters who want a long lasting bar with lightweight characteristics. Bars are made machined from a single piece of premium Japanese steel, then hollowed out in sections and filled with a lightweight plastic material. Sugihara lightweight chainsaws bars are commonly 30% lighter than their solid steel counterparts. The reduced weight improves the chainsaw balance. The replaceable sprocket nose tip is securely fastened by three rivets. Rails on the bar and nose are induction hardened to RC60 for incredibly long life. Angled oil delivery hole increases flow rate and reduces clogging of lubricants.

**Photo: Timberfallers Brian Toth and Travis Davant taking a break from the Ward fire near Klamath Falls, Oregon. Brian was running a Husqvarna 395XP with 36" Sugihara Lightweight bar and chain and Travis was running a Stihl 660 with 36" Sugihara Lightweight bar and chain.**



### Bars for the Following Chainsaw Models:

Stihl 024, 026, 028, 029, 030, 031, 032, 034, 036, 038, 039, 040, 041, 042, 044, 045, 046, 048, 056, 064, 066, E 15, E 20, E 220, MS 240, MS 260, MS 261, MS 270, MS 271, MS 280, MS 290, MS 291, MS 310, MS 311, MS 340, MS 341, MS 360, MS 361, MS 362, MS 380, MS 381, MS 390, MS 391, MS 400i, MS 440, MS 441, MS 460, MS 500i, MS 660, MS 661 (Includes all Magnum, Pro and Super models)




Bar Motor Mount  
Slot 12.1 mm  
(.475") wide

Item #	Replaces Stihl #	Length	Gauge	Drive Links	Weight	Recommended Chain
ST2U 0Q50HV	3003 0000 8822	20" (50cm)	.050 (1.3mm)	72 (3/8")	2.10 lbs	WPL 30RC72
ST2U 0Q63HV	3003 0000 8830	24" (60cm)	.050 (1.3mm)	84 (3/8")	2.80 lbs	WPL 30RC84
ST2U 0Q69HV	3003 0000 8838	28" (70cm)	.050 (1.3mm)	91 (3/8")	3.30 lbs	WPL 30RCS91
ST2U 3Q80HV	3003 0000 6046	32" (80cm)	.063 (1.6mm)	105 (3/8")	4.10 lbs	WPL 33RCS105
ST2U 3Q90HV	3003 0000 6053	36" (90cm)	.063 (1.6mm)	114 (3/8")	4.80 lbs	WPL 33RCS114

### Bars for the Following Chainsaw Models:

Husqvarna 61, 65, 66, 70, 77, 160, 162, 181, 185, 260, 266, 268, 272, 281, 285, 288, 298, 365, 371, 372, 380, 385, 390, 394, 395, 480, 562, 565, 575, 576, 585, 590, 592, 1100, 2100, 2101, 3120 (Includes all XP, XPG and XPW Models)  
Jonsered 625, 630, 670, 2065, 2071, 2077, 2083, 2094, 2095, 2163, 2165, 2171, 2186  
Dolmar/Makita PS-6400, PS-7300, PS-7900, PS-9000, PS-9010, DCS 6401, DCS 6421, DCS 6800, DCS 7301, DCS 7901, DCS 9000, DCS 9010  
Partner 550, 650, 1655, 2055, 7000, P-55, P-65, P-70, P-85, P-100, R-11, R-12, R-14, R-16, R-17, R-18, R-19, R-20, R-21, R-22, R-23, R-30, R-35, R-40, R-416, R-420, R-421, R-435, R-440, S-50, S-55, S-65  
Poulan PRO 415, 425, 445, 475, 505  
Shindaiwa (SDK) 550, 575, 577, 680, 695, 757  
Solo 603, 662, 665, 667, 670, 675, 680, 681, 690, 694



Bar Motor Mount  
Slot 9.0 mm  
(.355") wide

Item #	Replaces Husky #	Length	Gauge	Drive Links	Weight	Recommended Chain
VT3U 0Q50HV	HT-380-72	20" (50cm)	.050 (1.3mm)	72 (.375)	2.10 lbs	WPL 30RC72
VT3U 0Q62HV	HT-380-84	24" (60cm)	.050 (1.3mm)	84 (.375)	2.80 lbs	WPL 30RC84
VT3U 0Q71HV	HT-380-93	28" (70cm)	.050 (1.3mm)	93 (.375)	3.30 lbs	WPL 30RCS93
VT3U 3Q80HV	HT-383-105	32" (80cm)	.063 (1.6mm)	105 (.375)	4.10 lbs	WPL 33RCS105
VT3U 3Q91HV	HT-383-115	36" (90cm)	.063 (1.6mm)	115 (.375)	4.80 lbs	WPL 33RCS115

## Sugihara Replacement Sprocket Nose Tips

Replacement sprocket nose tip for Sugihara chainsaw bars. Nose is removed by punching or drilling out 3 rivets. Speed Tip sprocket nose assembly comes complete with 5 rivets and instructions. Sugihara tips are gauge specific, so be sure to check the gauge of your bar (.050, .058, .063). Requires a hammer and punch to install.

Item #	Description
T3 8J	Replacement Sprocket Nose Tip (.325" Pitch x .050"/.058")
T2 8Q	Replacement Sprocket Nose Tip (3/8" Pitch x .050"/.058")
T2 3Q	Replacement Sprocket Nose Tip (3/8" Pitch x .063")






## Replacement Bar Tips

### WOODLANDPRO

- A)** Heavy duty replaceable sprocket nose (RSN) tip for Cannon SuperBars, Oregon Power Match bars and Husqvarna Power Match Sprocket Tip bars.
- B)** Replace your worn or damaged 3/4" pitch sprocket nose bar tip with this nose package. WoodlandPRO noses fit most GB, Gem and Oregon harvester bars.
- C)** Turn your Cannon Superbars or Oregon Power Match bar into a hard nose bar with this tip. Works with all pitches.
- D)** Heavy duty replaceable sprocket nose (RSN) tip for Stihl ES chainsaw bars.

Item #	Description
<b>A) SLL 12601</b>	Sprocket Nose Tip (.375" Pitch)
<b>A) SLL 12602</b>	Sprocket Nose Tip (.404" Pitch)
<b>B) SLL 12604</b>	Harvester Tip (3/4" Pitch)
<b>C) SLL 12606</b>	Hardnose Tip (All Pitches)
<b>D) SLL 12607</b>	ES Sprocket Nose Tip (.375" Pitch)



## Replacement Bar Tips

Choose between the economical Carlton bar tip (.325, .375 and .404) or the Oregon bar tip (.325, .375 or .404) for single rivet bars. Rivets are supplied with all tips.

Item #	Description
<b>STA</b>	Carlton Replacement Tips
<b>10000</b>	Oregon Replacement Tips



**PLEASE NOTE:** All references to original equipment manufacturers (OEM), other than those that Bailey's is authorized to represent, their trade names, photographs and part numbers, listed in this catalog are used for identification purposes only. It is not our intention, unless specifically stated, to imply the products are original equipment.

## TopSaw Bar Wrench All-In-One Chainsaw Multi-Tools

This all-in-one chainsaw tool fits easily in your pocket (4-1/2" long). It contains a large screwdriver for bar adjustment, a T27 Torx (for all bolts on a Stihl chainsaw), a small screwdriver (for fuel and bar oil adjustment), a 4mm Allen Wrench (for Echo and Husky saws), and a 13mm (1/2") socket that will fit a bar nut on a half or full wrap Husky. Offers a 19mm/10mm reversible socket. It can even be used as a file handle.

Item #	Description
<b>17288</b>	8-in-1 Tool
<b>TS TSPWP</b>	12-in-1 Tool



## Dualco Metal Grease Gun

Professional push type utility grease gun from Dualco. They have been making grease guns in the U.S.A. since 1960, and their metal grease guns have thousands of uses around the shop and farm. It is lightweight, compact and only requires one hand to operate so it's ideal for working in confined areas where lever action guns are inconvenient. Spring loaded plunger with tiny zerk tip for pinpoint accuracy. Perfect for guide bar sprocket nose bearings, drive sprocket bearings, etc. Easy to refill.

Item #	Description
<b>17225</b>	Metal Grease Gun



## Husqvarna Powerbox Chainsaw Carrying Case & Chainsaw Bag



**E)** The sturdy Husqvarna Powerbox is a stackable case with a tool and oil compartment. Includes an 18" to 20" scabbard. The Powerbox fits Husky Rancher & Consumer saws up to & including 455R, and 460R. Inside of case measures 11" H x 9-1/2" W x 18-1/2" L.

**F)** Husqvarna's "Small" Chainsaw Bag is made from heavy-duty Cordura material. It features a removable plastic bottom for stability and easy clean up. Fits the 136/137 up to and including the 359 with a 20" bar.

Item #	Description
<b>HVA 531 30 08 35</b>	Powerbox Chainsaw Case
<b>HVA 597 41 83 02</b>	Small Chainsaw Bag



## WoodlandPRO Chainsaw Bag

Protect your chainsaw and stay organized with this WoodlandPRO Chainsaw Bag. Constructed of heavy-duty material with carry handles and a shoulder strap.

Item #	Description
<b>WP 1400</b>	Chainsaw Bag



## WoodlandPRO Chainsaw Bar Scabbards

Protect your investment! Cover your bar and chain with these handy plastic bar guards. They'll save you and your vehicle from unwanted scrapes.

Item #	Description
<b>196 16</b>	16" Bar Guard
<b>196 20</b>	20" Bar Guard



## Husqvarna Chainsaw Bar Scabbards

Made from impact resistant plastic.

Item #	Description
<b>HVA 596 70 37 01</b>	13" - 16" Bar Guard
<b>HVA 596 70 36 01</b>	18" - 22" Bar Guard
<b>HVA 596 54 76 01</b>	24" - 28" Bar Guard



## Green Valley Products Chainsaw Scabbards

The BEST chainsaw scabbard we've ever seen! Includes built-in tool pouch too, so everything is at hand. The interior is oil and tear resistant. Made in the USA.


Item #	Size	Item #	Size
<b>GV BAR COVER 16</b>	16"	<b>GV BAR COVER 28</b>	28"
<b>GV BAR COVER 18</b>	18"	<b>GV BAR COVER 32</b>	32"
<b>GV BAR COVER 20</b>	20"	<b>GV BAR COVER 36</b>	36"
<b>GV BAR COVER 24</b>	24"	<b>GV BAR COVER 42</b>	42"



## Gridiron Chainsaw Holder

A safe and secure way to store and transport your chainsaw. The unique locking mechanism secures your chainsaw by the handlebar, keeping it upright and ready to grab. It can be bolted down to any flat surface, or can be attached to the Gridiron post system with the aid of the Gridiron chainsaw mounting bracket (sold separately).

Item #	Description
<b>GI CS01</b>	Chainsaw Holder
<b>GI CB01</b>	Chainsaw Mounting Bracket





## A) Husqvarna Bar & Chain Oil



Husqvarna's Premium Bar and Chain Oil optimizes your saw's cutting performance by reducing heat and friction. It is a premium blend of base stocks and tackifier additives which reduces high speed throw-off. Extends bar, chain, and sprocket life by protecting against wear. For use in other chainsaws as well as Husqvarna chainsaws.

Item #	Description
HVA 593 15 28 02	Bar & Chain Oil 1 Case of 4 Gallons



## B) Husqvarna XP+ Synthetic Blend 2-Stroke Oil



Husqvarna's best formulation to date. It is a synthetic blend designed for tough, professional usage. It easily handles high loads from tough professional users. You can count on excellent lubricating properties for your professional chainsaw. Keep your engine cooler with a lower engine operating temperature. It creates less coating on the piston and in the crankcase for the longevity of your investment. Low to medium smoke emission as compared to standard mixes. It also includes fuel stabilizer. **NOTE: Sold only by the case.**

Item #	Description
HVA 593 15 23 01	Case of 24 - 2.6 oz Bottles
HVA 593 15 23 02	Case of 24 - 5.2 oz Bottles
HVA 593 15 23 03	Case of 24 - 6.4 oz Bottles
HVA 593 15 23 04	Case of 24 - 12.8 oz Bottles
HVA 593 15 23 05	Case of 4 - 1 Gallon Bottles
HVA 593 15 23 06	5 Gallon Pail



## C) Husqvarna Pre-Mixed 2-Cycle Fuel



Ethanol free, high octane fuel mixed with Husqvarna's best synthetic blended oil. The best pre-mixed fuel option for the best hand held equipment. Fuel does not degrade or oxidize like pump gas and stays fresh for years, solving longer term storage issues. It provides easier, more dependable start, protects fuel systems, and saves carburetors. Use of the pre-mixed Fuel & Oil is convenient (no mixing required) and in the long term, will save you costly rebuilds and downtime. (JASO-FD certified)

Item #	Description
HVA 581158701	50:1 2-Cycle Pre-Mixed - 6 Pk of Qt Bottles

## D-E) VP Racing SEF Pre-Mixed Ethanol Free 2-Cycle Engine Fuel



Stop mixing gas and oil and putting your valuable equipment at risk from Ethanol. Today's E-10 fuel formulation, containing Ethanol, is destroying expensive outdoor power equipment. All gas pump fuel today contains Ethanol that's harmful to rubber, plastic, and fiberglass components on chainsaws, blowers, trimmers, and small engine equipment that runs on 2-cycle and 4-cycle fuel. The answer? SEF94 Small Engine Fuel. It won't degrade components in your fuel system, allowing quick starts even after equipment sits idle for many months. You will run cleaner, smoother, and you'll see better throttle response. Available in standard 94 octane or Pro-Max 97 octane versions.

Item #	Description
D) SEF 6238 8	SEF 50:1 Case of 8 Quarts
E) SEF 6838 8	SEF Pro-Max 50:1 Case of 8 Quarts

## F) Garage Boss Press 'N Pour Spout Metal Combo Can (1.5 GL Gas / 2.5 QT Bar or Chain Oil)

This durable, all weather metal can is a gas and bar oil container all in one. It consists of two chambers, one holds 1.5 gallons of gas and the other side holds 2.5 quarts of bar or chain oil. It's an easy to carry and store metal can that includes (1) Press 'N Pour fuel dispensing spout and (2) transport caps. It meets or exceeds ASTM, EPA and CARB regulations. Perfect for forestry applications, the Press 'N Pour operation keeps fuel and fumes contained.

Item #	Description
GB042	Press 'N Pour Spout Metal Combo Can
GB410	Replacement Press 'N Pour Spout

## G) Eagle 2 Gallon Type 1 Steel Safety Gas Can (Red) CARB Approved

Constructed of 24-gauge hot dipped galvanized steel with a double interlock no-weld bottom seam. They have a spring closing lid for filling and pouring and a non-sparking flame arrester. Accepted under CARB, meet OSHA and NFPA Code 30 requirements. UL, ULC and FM Approved for safe handling and storage of gasoline and other flammable liquids.

Item #	Description
UI 20FS	2 Gallon Type 1 Steel Safety Gas Can

## H) Ratio Rite Measuring Cup

No guesswork, mistakes, or figuring when measuring 2-cycle mix. This semitransparent cup is graduated by ratio from 16-70:1 and is marked from 1 to 2.5 gallons of fuel. Marked with cc's, fluid ounces, and fractional pints. Capacity is 18 ounces.

Item #	Description
17090	Ratio Rite Measuring Cup





## A) Wiha Chain Saw Tool Set

This is a complete set of German made Wiha tools for professional chainsaw repairs. Our saw mechanics put this kit together and it includes every Wiha tool we use to repair Dolmar, Husqvarna, Jonsered and Stihl chainsaws. If you are into servicing saws the professional way, you will appreciate this set of these Wiha tools. Kit includes 8mm and 10mm nut drivers, 3mm, 4mm and 5mm Hex, T27 Torx and a 3/16" Hex.

Item #	Description
WTK 2	Wiha Chainsaw Tool Set



## B-C) BRM Aluminum Oxide Flex Hones

If you take your engine repairs seriously, you're going to want a set of these. BRM Flex-hones are used to lightly surface the bore of your cylinder, creating a cross hatch of scratches that helps your rings seat tightly to increase compression. They also smooth over imperfections around intake and exhaust ports. This type is 240 grit aluminum oxide (AO), recommended for cylinder coatings such as chrome and Nikasil. Honing is done by attaching a well oiled flex hone to a hand held drill (at 600-800 RPM) and oscillating the hone up and down 8 to 10 strokes for approximately 15-20 seconds. Hones are slightly larger than bore size. Choose from the following sizes: 45mm, 48mm, 51mm, 54mm, 57mm.

Item #	Description
B) 240AO	Aluminum Oxide Flex Hones
C) 03380	Flex Hone Oil



## D) Piston Ring Clamp Set

Changing a piston and cylinder in a chainsaw can become a tedious process. Give yourself a third hand with this kit. This kit will compress piston rings ranging from 40mm to 60mm in diameter. Includes a piston support block and piston stop.

Item #	Description
10429	Piston Ring Clamp Set



## E) Bailey's Handy Driver

The handy driver is a small screwdriver designed to adjust carburetors on chainsaws, string trimmers and other outdoor power equipment. It has a clip on the handle so you can put in your front pocket. Small magnet on the end is great for fishing metal objects out of tight places.

Item #	Description
17220	Bailey's Handy Driver



## F) Tiny-Tach Digital Tachometer

Dial in your chainsaw with this handy tachometer. Works on all two stroke engines, including new fuel injection models. Simple to operate and can be installed permanently with a small coax cable. Records engine run time also. RPM to 19,999.

Item #	Description
TT2A	Tiny-Tach Digital Tachometer




## G-I) Oregon Bar Wrenches

Bar wrenches are multi-purpose chainsaw wrenches that go by many names (Scrench, T-Bar Wrench). Bar wrenches are primarily used for adjusting the chain tension on a chainsaw, removing the spark plug and for accessing air filters, starters, etc on certain saws. They are a versatile little tool that does the job of 2 wrenches and a screwdriver. Bar wrenches are made of heat treated, zinc plated steel.

Item #	Description
G) ORF 57017	Bar Wrench (13mm x 19mm) Short Barrel
H) ORF 57005	Bar Wrench (13mm x 19mm) Standard Barrel
I) ORF 57016	Bar Wrench (13mm x 19mm) Long Barrel





## A-C) WoodlandPRO Bar Wrenches **WOODLANDPRO**

Bar wrenches are multi-purpose chainsaw wrenches that go by many names (Srench, T-Bar Wrench). Bar wrenches are primarily used for adjusting the chain tension on a chainsaw, removing the spark plug and for accessing air filters, starters, etc on certain saws. They are a versatile little tool that does the job of 2 wrenches and a screwdriver. Bar wrenches are made of heat treated, zinc plated steel.

Item #	Description
A) 17271	Bar Wrench (13mm x 19mm) Short Barrel
B) 17272	Bar Wrench (13mm x 19mm) Standard Barrel
C) 17278	Bar Wrench (19mm only)



## D) Dixon Lumber Marking Crayons

Dixon crayons are waterproof, smear proof, fade resistant, and they mark well on just about any wood. Crayons are approximately 4-1/2" long and available in the following colors: red, blue, yellow, purple, black, and white. Dozens only.

Item #	Color
15980 DZ RED	Lumber Marking Crayons (Red Dozen)
15980 DZ BLU	Lumber Marking Crayons (Blue Dozen)
15980 DZ YEL	Lumber Marking Crayons (Yellow Dozen)
15980 DZ PUR	Lumber Marking Crayons (Purple Dozen)
15980 DZ BLK	Lumber Marking Crayons (Black Dozen)
15980 DZ WHT	Lumber Marking Crayons (White Dozen)

## E-G) Crayon Holders

Crayon holders keep your lumber crayon from easily breaking and has a handy leather lanyard to attach to. We offer them in traditional Walnut wood or lightweight aluminum. Often combined with a retractable key chain for suspenders.

Item #	Description
E) 15380	Peterson Wooden Crayon Holder
F) 15385	Bailey's Aluminum Crayon Holder
G) KB MID6	Heavy Duty Retractable Key Chain



## H) WoodlandPRO Shoulder Pad **WOODLANDPRO**

Leather shoulder pad from WoodlandPRO. Shoulder pads are threaded through one side of your suspenders to protect your shoulder and shirt while packing a chainsaw. Fits both button and clip suspenders. Leather shoulder pad has a layer of felt sewn attached to give some cushion. Approximate size: 6" x 9" x 1/2" thick. Made in the U.S.A.

Item #	Description
15365	Leather Shoulder Pad

## I-L) Bailey's Logger Wear Suspenders

Professional suspenders from Bailey's. Keep your hard working jeans from falling down with these heavyweight 2" elastic canvas cotton suspenders. Bailey's Logger Wear button suspenders come with the traditional X-back pattern and flat leather ends that fit nicely into the bachelor buttons found on most logging jeans. Adjustable with nickel plated hardware. Made in the U.S.A. SIZES: Regular (up to 5'8"), Large (5'9"-6'1") or Extra-Large (above 6'2")

Item #	Description
I) 13900	Red Clip Suspenders
J) 13905	Red Button Suspenders
K) 13902	Black Clip Suspenders
L) 13907	Black Button Suspenders

## M) Prison Blues Y-Back Suspenders

Professional suspenders from Prison Blues. These high-quality suspenders are manufactured by inmates at the Eastern Oregon Correctional Institution in Pendleton, Oregon. Keep your hard working jeans from falling down with these heavyweight elastic canvas cotton suspenders. These Prison Blues button suspenders come with the unique Y-back pattern (preferred by some loggers) and flat leather ends that fit nicely into the bachelor buttons found on most logging jeans. Adjustable with nickel plated hardware. Rubberized screen print helps keep the Prison Blues logo going for a while. Made in the U.S.A. SIZES: Large (5'7"-6'1") or Extra-Large (above 6'2")

Item #	Description
76042	Y-Back Suspenders (Large)
76045	Y-Back Suspenders (X-Large)





## A) Spencer Logger Tapes

The classic logger tape from Spencer. Spencer automatic logger tapes have set the standard for measuring logs in the woods. The rugged aircraft aluminum housing is made to take the abuses of the outdoors, and the heavy duty spring will keep the tape coming back, even during those cold mornings. We sell Spencer logger tape complete with a Bailey Nail, so you can get right to work. Spencer logger tapes are now manufactured by the U.S. Tape company.



Item #	Description
15400	50' Spencer Logger Tape (Model 950) w/Bailey Nail
15401	50' Spencer Tape Refill (Model 965)
15470	66'/20M' Spencer Flasher Logger Tape (Model 975XL) w/Bailey Nail
15511	66'/20M' Spencer Flasher Tape Refill (Model 965XL)
15475	75' Spencer Logger Tape (Model 975) w/Bailey Nail
15476	75' Spencer Tape Refill (Model 985)
15490	100' Spencer Logger Tape (Model 900) w/Bailey Nail
15491	100' Spencer Tape Refill (Model 905)
15520	Replacement Bailey's Horseshoe Tape Nail
69829	Replacement Spencer Quick Release Nail



A



B

## B) Husqvarna Logger Tapes

These simple, lightweight forestry measuring tapes are perfect for foresters, surveyors, and for use on construction, mill, and logging sites. High visible yellow color replaceable tape with the first 18" section replaceable plastic. Adjustable without tools. Marked on both sides and comes with securing nail and clip. Can use Spencer logger tape refills.



Item #	Description
HVA 586 99 76 01	Husqvarna 50'/15M Logger Tape
HVA 586 99 76 02	Husqvarna 66'/20M Logger Tape
69829	Replacement Quick Release Nail



C

## C) Weaver Logging Belt Kit

This convenient kit from Weaver includes logging belt, suspenders, axe pouch, wedge pouch, and first aid pouch. It has extremely durable, high quality latigo leather that is specially tanned to withstand harsh outdoor environments and provide years of reliable service. The adjustable sternum strap keeps your suspenders in place and features a buckle with a built in emergency whistle for easy access. The suspenders allow you to carry the weight on your shoulders instead of your waist. The adjustable waist fits sizes 30"-52". Two accessory loops on belt provide a place to hang flagging tape, loggers tape, and carabiners. Small loop on the back of the suspenders allows belt to be hung up for storage.



Item #	Description
08603	Weaver Logging Belt Kit



D

## D) Husqvarna Classic Tool Belt Kit

Classic tool belt from Husqvarna. The classic tool belt kit includes everything you need for working in the woods. Comes complete with a tool belt, two holsters, rear tool carrier, lifting hook, lifting tong and a popular Husqvarna loggers measuring tape. Kit comes unassembled, so you can put each tool carrier right where you want it. Requires a screwdriver for assembly.



Item #	Description
HVA 505 69 90 01	Husqvarna Classic Tool Belt Kit

## E) Husqvarna Tool Belt Flexi Carrier Kit

Latest tool belt from Husqvarna. A flexible and ergonomic tool belt with excellent weight distribution and adjustable, one-hand release belt buckle specially developed for forestry work. Intuitive and easy to personalize with easily attached holders, pockets and harness. Kit includes a tool belt, a harness, wedge pocket, universal hook, universal bag for first aid kit, and holder files/combi tool. The wedge pocket can carry multiple wedges when felling. The unique hanger is used for all pockets. This system makes changes to the holster easy and convenient. All components are available separately.



Item #	Description
HVA 593 83 72 13	Husqvarna Tool Belt Flexi Carrier Kit



E

# Felling Wedges & Wedge Pouches

## A) WoodlandPRO Textured Wedges

**WOODLANDPRO**

WoodlandPRO wedges are made from high impact ABS plastic. These economically priced double tapered wedges are textured on the top and smooth on the bottom, they drive easy, yet they hold their place in the wood extremely well. Fluorescent orange color will help you find them in the brush.

Item #	Description
15334 DZ	WoodlandPRO 5-1/2" Tree Felling Wedges (Dozen)
15335 DZ	WoodlandPRO 8" Tree Felling Wedges (Dozen)
15336 DZ	WoodlandPRO 10" Tree Felling Wedges (Dozen)
15337 DZ	WoodlandPRO 12" Tree Felling Wedges (Dozen)

## B) WoodlandPRO Hi-Vis Fluorescent Green Wedges

**WOODLANDPRO**

WoodlandPRO wedges are made from high impact ABS plastic. These economically priced double tapered wedges are textured on the top and smooth on the bottom, they drive easy, yet they hold their place in the wood extremely well. Fluorescent green color will help you find them in the brush.

Item #	Description
15340 DZ	WoodlandPRO 5-1/2" Hi-Vis Green Tree Felling Wedges (Dozen)
15341 DZ	WoodlandPRO 8" Hi-Vis Green Tree Felling Wedges (Dozen)
15342 DZ	WoodlandPRO 10" Hi-Vis Green Tree Felling Wedges (Dozen)
15343 DZ	WoodlandPRO 12" Hi-Vis Green Tree Felling Wedges (Dozen)

## C) K & H Wedges

K & H wedges are also known as "red head" wedges because of their distinctive head color. K & H wedges are made from very hard high impact ABS plastic, and have a light textured surface to keep them from slipping. Many loggers claim that K & H wedges are the easiest plastic wedge to drive, and have great lifting power.

Item #	Description
15319 DZ	K & H 5-1/2" Red Head Tree Felling Wedges (Dozen)
15320 DZ	K & H 8" Red Head Tree Felling Wedges (Dozen)
15321 DZ	K & H 10" Red Head Tree Felling Wedges (Dozen)
15322 DZ	K & H 12" Red Head Tree Felling Wedges (Dozen)

## D) Hard-Head Wedges

Hard-Head wedges are capped plastic wedges with a solid steel shank inserted in the head, so they drive really well and lift a lot of wood. They can take a pounding and can lift an incredible amount. ABS plastic surface is textured, so it is less likely to back out.

Item #	Description
15315 DZ	Hard Head 8" Tree Felling Wedges (Dozen)
15316 DZ	Hard Head 10" Tree Felling Wedges (Dozen)
15317 DZ	Hard Head 12" Tree Felling Wedges (Dozen)

## E) Black Bear Rifled Wedges

Each wedge has two 1/8" raised "v" guides on the top and two 1/8" grooved "v" slots on the bottom. This "rifled design" helps allow the wedge to be driven straight, whether used individually or when doubling up. On small trees, these rifled wedges can be used for side wedging, with less chance of spitting out the back cut.

Item #	Description
15301 DZ	Black Bear 8" Rifled Tree Felling Wedges (Dozen)
15302 DZ	Black Bear 10" Rifled Tree Felling Wedges (Dozen)
15303 DZ	Black Bear 12" Rifled Tree Felling Wedges (Dozen)

## Wedge Pouches

**WOODLANDPRO**

Pack multiple wedges on your hip with wedge pouches.

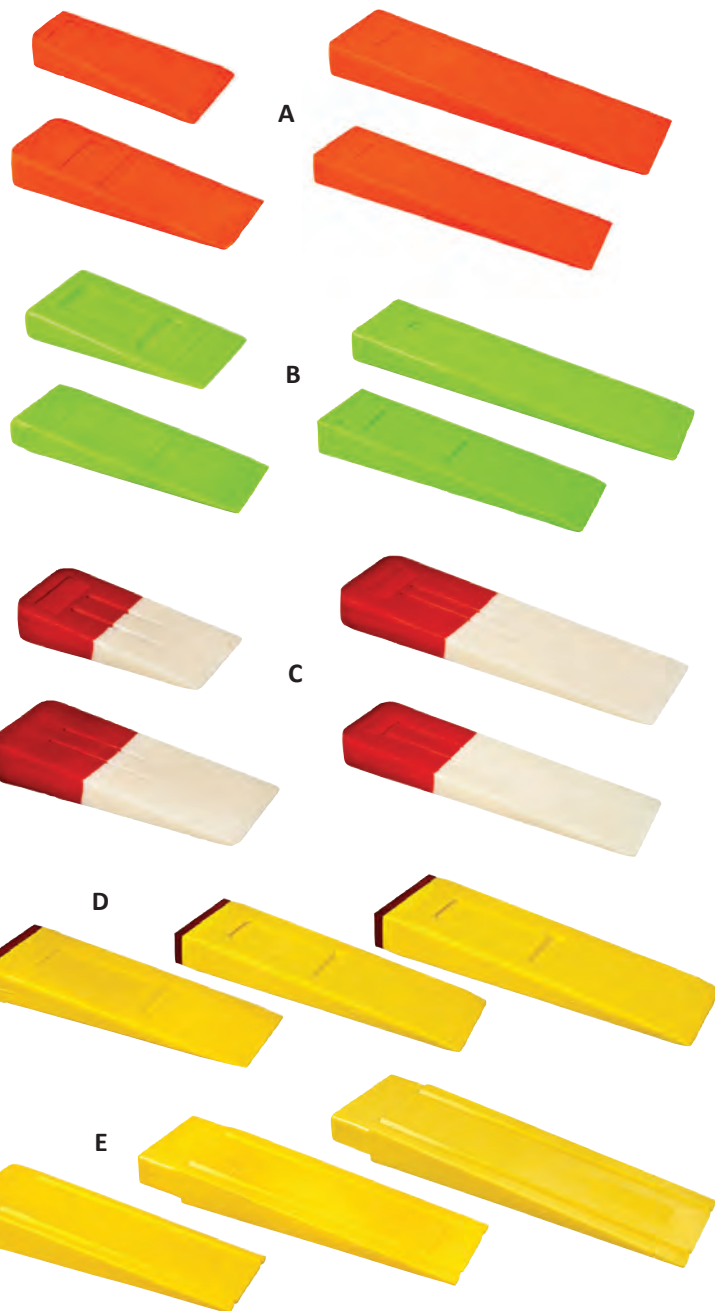
We offer several styles. Standard nylon wedge pouch is economical and water repellent. Works best with wedges up to 10" long. Our full grain cowhide leather wedge pouch holds all length wedges and has an accessory clip. The Weaver multi-pocket leather wedge pouch has a wrench slot, velcro pocket, tape measure ring, and reinforced stitching throughout. 12" x 4-1/2". Match any of the wedge pouches with a 2" wide nylon belt for quick disconnect combo.

Item #	Description
17815	WoodlandPRO Standard Nylon Wedge Pouch
17816	WoodlandPRO Standard Nylon Wedge Pouch with Nylon Belt

P100	WoodlandPRO Leather Wedge Pouch
17817	WoodlandPRO Leather Wedge Pouch with Nylon Belt

0850006	Weaver Leather Wedge Pouch
---------	----------------------------

17805	Nylon 2" Belt
-------	---------------



Standard



Leather



Leather



Nylon Belt

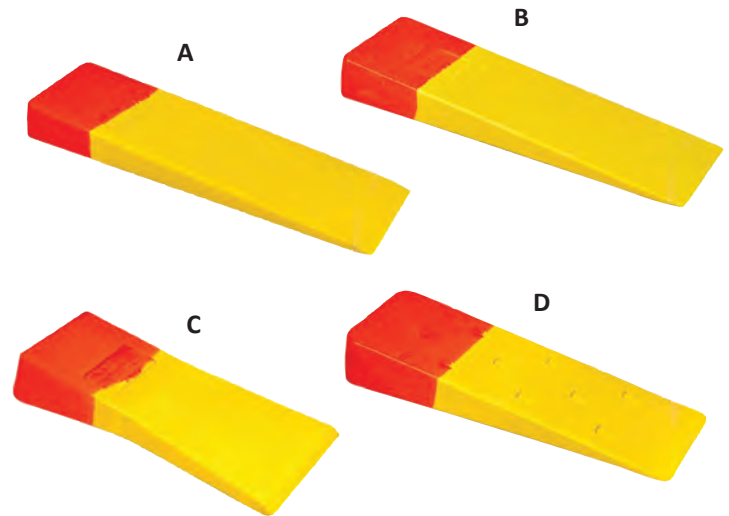


## A-D) Double Taper Wedges

Double Taper wedges have set the standard in the Pacific Northwest for plastic falling wedges for over 50 years. These wedges are made of extremely hard, high impact ABS plastic. They are made in several different styles.

- A) Smooth surface wedges makes it easier to drive them into hard and frozen timber.
- B) Textured wedges are harder to drive but have a better grip for holding.
- C) Extra Lift wedges quickly provide additional lift but also back out in certain conditions.
- D) Barbed wedges are smooth except for the V-shaped barbs that help prevent kickback and slippage in frozen wood. Made of hard ABS plastic.

Item #	Description
A) 15311 DZ	Double Taper 8" Smooth Tree Falling Wedges (Dozen)
A) 15312 DZ	Double Taper 10" Smooth Tree Falling Wedges (Dozen)
A) 15313 DZ	Double Taper 12" Smooth Tree Falling Wedges (Dozen)
A) 15314 DZ	Double Taper 15" Smooth Tree Falling Wedges (Dozen)
Item #	Description
B) DTW A59 DZ	Double Taper 5-1/2" Textured Tree Falling Wedges (Dozen)
B) DTW A96 DZ	Double Taper 8" Textured Tree Falling Wedges (Dozen)
B) DTW A111 DZ	Double Taper 10" Textured Tree Falling Wedges (Dozen)
B) DTW A112T DZ	Double Taper 12" Textured Tree Falling Wedges (Dozen)
Item #	Description
C) DTW A97 DZ	Double Taper 7-1/4" Extra Lift Tree Falling Wedges (Dozen)
C) DTW A110 DZ	Double Taper 10" Extra Lift Tree Falling Wedges (Dozen)
Item #	Description
D) DTW B59 DZ	Double Taper 5-1/2" Barbed Tree Falling Wedges (Dozen)
D) DTW A99 DZ	Double Taper 8" Barbed Tree Falling Wedges (Dozen)
D) DTW A106 DZ	Double Taper 10" Barbed Tree Falling Wedges (Dozen)



### WARNING:

Please be sure to wear proper eye protection when driving wedges.  
Visit our website for our complete selection.

## E) Salt Creek Hi-Jacker 45 ton Tree Jack

The Hi-Jacker 45 ton hydraulic tree jack is designed for professional timber falling duties. Tree jacks have been used for directional felling of large trees for decades. Older manufacturers such as Duff Norton and Silvey are long gone, but we are excited to offer the Hi-Jacker from Salt Creek Industries. Built essentially the same as the Silvey 45 ton tree jack with a few improvements, the Hi-Jacker is a lightweight, self contained unit that is perfectly suited for today's medium sized timber. The Hi-Jacker features an easily removable handle, well protected pressure gauge, and air bleed vent. Most parts are interchangeable with the Silvey 45 ton jack. Made in the U.S.A.

Professional Use Only. Falling timber with a tree jack is extremely dangerous, and requires expert tree felling techniques. We recommend reviewing Douglas Dent's book on "Professional Timberfalling" as a reference.

Item #	Description
SMT 45T	Salt Creek 45 Ton Tree Jack



E



## F) Professional Timber Falling Book

Authored by the late Douglas Dent, this is a valuable book that will assist the novice timber faller, as well as those experienced in the field, to safely fall and buck trees. Covers everything from bars, chain and equipment, to directional forces, holding wood, side boring, notching, jacking, and problem trees. Paperback.

Item #	Description
17309	Professional Timber Falling Book



F





Photo: Travis Davant and David Perkins using a pair of Salt Creek jacks to push over a charred Douglas Fir during the Atlas Fire clean up, near Napa, California. They were running a Husqvarna 395XP with 42" bar and chain. Be sure to follow Travis on Instagram @tranglintravis and David @comin\_dwn for more incredible pictures and videos.

# Falling & Logging Axes



## A-B) WoodlandPRO Fallers Axes **WOODLANDPRO**

Top quality fallers axe from WoodlandPRO. This axe is specifically designed by Bailey's for logging and timberfalling duties. The Dayton style head is perfect for cleaning out undercuts and the square back head will drive wedges with power. We outfit this axe with a straight 26" American Hickory handle, which is short enough to carry easily in the woods, but long enough to give you substantial swinging power. The axe head is drop forged and tempered to Rc 48-55 which exceeds ANSI standards, and painted with red enamel and clear lacquer to deter rust. Hickory handle is dried below 10% moisture content during installation to minimize shrinkage and loosening.

**Item #**  
**A) WPX F4028**  
**B) WP 1028**  
**70008**


**Description**  
 WoodlandPRO 4lb Fallers Axe with 26" Handle  
 WoodlandPRO 5lb Fallers Axe with 26" Handle  
 Replacement Hickory Handle for Falling Axe

## C-F) Council Tool Dayton Fallers & Logging Axes

Top quality axes from Council Tools. Council has been making hand tools since 1886, and they set the standard for quality and design. The Dayton axe is perfect for most chopping and felling duties, and the head pattern originates from the Dayton, Ohio area. The Dayton style head is perfect for cleaning out undercuts and the square back head will drive wedges with power. This axe comes with an American Hickory handle, in both short and long handle options. The axe head is drop forged and tempered to Rc 48-55 which exceeds ANSI standards, and painted with red enamel and clear lacquer to deter rust. Hickory handle is dried below 10% moisture content during installation to minimize shrinkage and loosening.



Item #	Description
<b>C) 35MD26</b>	3.5lb Dayton Miner's Axe with 26" Handle
<b>D) 50DR28S</b>	5lb Dayton Axe with 28" Handle
<b>70008</b>	Replacement 28" Hickory Handle for Dayton Axe
<b>E) 35DR36S</b>	3.5lb Dayton Axe with 36" Straight Handle
<b>F) 35DR36C</b>	3.5lb Dayton Axe with 36" Curved Handle
<b>70009</b>	Replacement 36" Straight Hickory Handle for Dayton Axe
<b>70011</b>	Replacement 36" Curved Hickory Handle for Dayton Axe



## G-J) Husqvarna Multi-Purpose Splitting Axes



Husqvarna splitting axes come with durable composite handles and frictionless coated heads. They work great for timberfalling duties including driving plastic felling wedges. Axe heads have a non-stick coating which gives less friction and provides easy entry into the wood. The head geometry is adapted to the splitting application of large-sized logs. Handle protection insures long life due to the stainless steel shaft protection. Balance point is close to the axe head giving perfect balance and weight distribution. The combination of the optimized axe head and the light shaft concentrates the power into the cut which gives an easier split of the logs. Fiber reinforced PA shaft makes the axe durable and robust.


Item #	Description
<b>G) HVA 596 28 21 01</b>	A1400 2.2lb Multi-Purpose Axe with 23" Handle
<b>H) HVA 596 28 24 01</b>	S1600 2.6lb Splitting Axe with 23" Handle
<b>I) HVA 596 28 23 01</b>	A2400 4lb Multi-Purpose Axe with 27" Handle
<b>J) HVA 596 28 26 01</b>	S2800 5lb Splitting Axe with 27" Handle

## K-M) Hults Bruk Agdor Yankee Felling Axes



The Hults Bruk factory started in 1697 in Sweden. Over the last three centuries, Hults Bruk has perfected the art of designing and manufacturing premium Swedish axes. Today the factory is a compelling combination of the new and the old, where the underlying culture and character of exquisite Swedish iron working endures. The Agdor Yankee head design was developed during the 19th century American forestry boom. It is perfect for most logging and chopping duties and comes complete with a high quality American hickory handle and leather sheath.

Item #	Description
<b>K) HBK H840084</b>	Agdor Yankee 2lb Axe with 26" Handle
<b>L) HBK H840142</b>	Agdor Yankee 2.75lb Axe with 28" Handle
<b>M) HBK H840184</b>	Agdor Yankee 3.5lb Axe with 32" Handle







## A-G) Fiskars Axes and Mauls


Fiskars composite handle axes and mauls are popular around the ranch and farm for firewood splitting chores. Fiskars axes combine perfected weight distribution, advanced blade geometry, an ultra-sharp edge and virtually unbreakable design to maximize splitting performance. Available in a variety of styles to match your personal preferences.



Item #	Description
A) 755811001	Chopping Axe (2.3 lbs) with 28" Handle
B) 758411001	Super Splitting Axe (5 lbs) with 36" Handle
C) 78506935	X7 Hatchet (1.3 lbs) with 14" Handle
D) 78576935	X15 Chopping Axe (2.3 lbs) with 23.5" Handle
E) 78546935	X25 Super Splitting Axe (4.0 lbs) with 28" Handle
F) 78846935	X27 Super Splitting Axe (4.0 lbs) with 36" Handle
G) 7511101001	Pro IsoCore Splitting Maul (8 lbs) with 36" Handle

## H-I) Council Tool Boy's Axes


Top quality axe from Council Tools. Council has been making hand tools since 1886, and they set the standard for quality and design. The Boy's axe is made with a Dayton style head, which is perfect for small scale chopping and felling duties. As the name implies, the Boy's axe is the perfect fit for boy's and girl's who want to help with the family firewood chores. This axe comes with a curved American Hickory handle, which is short enough to carry easily in the woods, but long enough to give you decent swinging power. The axe head is drop forged and tempered to Rc 48-55 which exceeds ANSI standards, and painted with red enamel and clear lacquer to deter rust. Hickory handle is dried below 10% moisture content during installation to minimize shrinkage and loosening.



Item #	Description
H) 22BR24C	Boy's Axe (2.25 lbs.) with 24" Curved Handle
I) 22BR28C	Boy's Axe (2.25 lbs.) with 28" Curved Handle
70005	28" Replacement Hickory Handle

## J-K) Council Tool Traditional Splitting Mauls

Top quality splitting maul from Council Tools. Council has been making hand tools since 1886, and they set the standard for quality and design. Council splitting mauls are designed to split and "bust" apart wood, with their heavy weight and wide protruding head. Council mauls feature a round striking face on the back, intended to be used like a sledge hammer, for driving steel splitting wedges on difficult wood. These mauls comes with a straight 36" American Hickory handle with sledge style eye, which will give you substantial swinging power. The axe head is drop forged and tempered to Rc 45-50 for safety and toughness. Maul head has a clear lacquer finish to deter rust. Hickory handle is dried below 10% moisture content during installation to minimize shrinkage and loosening.



Item #	Description
J) PR60M	Splitting Maul (6.0 lbs) with 36" Hickory
K) PR80M	Splitting Maul (8.0 lbs) with 36" Hickory Handle
70025	36" Replacement Hickory Handle

## L-M) Husqvarna Swedish Splitting Axes & Mauls

Husqvarna Swedish splitting axes and mauls are made with traditional hand forged methods. Each axe head is unique, but very functional for work. These axes are combined with a traditional hickory handle and leather sheath. Excellent gifts for discerning woodcutters



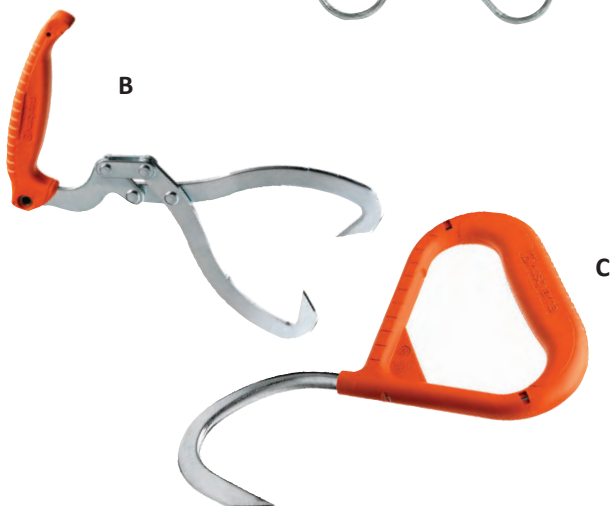
Item #	Description
L) HVA 596 27 10 01	Small Splitting Axe (2.0 lbs.) with 20" Handle
M) HVA 531 31 17 02	Splitting Maul (6.0 lbs) with 32" Handle



# Firewood Cutting Tools & Accessories




A



B

C



D



F



E



G

## A) Lockhart's Firewood Grippers

The Firewood Gripper makes moving firewood with one hand a breeze. No more steep bending over and picking up logs with both hands. Take our advice and order two of them, because you'll quickly discover that it allows you to easily carry balanced loads in each hand. This back-saving device works with most standard firewood sizes up to 24" long. Lockhart's Firewood Grippers come color coded so you know which one you are grabbing out of the tool box if you deal with different sizes of wood.



Item #	Description
1518 GRN	15"-18" Logs
1821 ORG	18"-21" Logs
2124 RED	21"-24" Logs

## B) Husqvarna Timber Tongs



Give your back a rest with these handy timber tongs from Husqvarna. They're perfect for handling small logs and firewood rounds. The ergonomic handle design gives you a comfortable and secure grip. Made of high quality steel. The 8" tongs open from 1/2" to 8" and the 12" tongs open from 3/4" to 12" (from point to point).

Item #	Description
HVA 574 38 75 02	8" Timber Tongs
HVA 574 38 76 02	12" Timber Tongs

## C) Husqvarna Lifting Hook



The Husqvarna lifting hook is perfect for helping with firewood and small logs. Hook is made from a single piece of hardened steel and has a comfortable plastic molded handle.

Item #	Description
HVA 596 27 04 01	Lifting Hook

## D) EZ Stacker Firewood Brackets

You can't beat these for ease of use, setup, and convenience. They're inexpensive and they'll keep your woodpiles neat and organized. They literally set up in seconds. There's no tools, bolts, screws, or hardware of any kind required. You just add 2 x 4's to make a wood crib up to 8 feet long and 4 feet high. Tough, durable, black ABS plastic won't rust, stain, or decay.

Item #	Description
LS 1402	Set of 2 Firewood Brackets

## E) HY-C Deluxe Tubular Log Racks



Keep your firewood dry for easier and safer burning! Ideal for hearth-side, garage or patio. HY-C deluxe racks keep your wood off the ground which allows for air circulation and keeps rot and termites from damaging your wood. These easy-to-assemble tubular steel firewood racks feature a black power coat finish that's tough and corrosion resistant. They're guaranteed to store your valuable and hard-earned firewood neatly for many years. HY-C builds these in the USA with quality as their top priority. All assembly hardware included.

Item #	Description
HYC SLRS	Small (26" x 12" x 33") Deluxe Log Rack
HYC SLRM	Medium (45" x 13" x 45") Deluxe Log Rack
HYC SLRXL	X-Large (96" x 13" x 45") Deluxe Log Rack

### Tubular Firewood Rack Specs

Size (L x W x H)	Weight	Applications
26" x 12" x 33"	13 lbs	Ideal for Hearth Side, Garage or Patio Use
45" x 13" x 45"	18 lbs	Convenient Size Suitable for Patio or Garage
96" x 13" x 45"	24 lbs	Extra Large Capacity, Full 8' Length

## F) EZ Fire Firestarter Packets

Lighting a fire is as easy as striking a single match with EZ Fire Firestarter. Simply stack split logs, place an unopened packet on top and light it. EZ Fire slowly melts and cascades down carrying the flames to lower logs giving you a reliable start every time. It won't flash or flare and can't explode. It is safe to store virtually anywhere and is water proof.

Item #	Description
74401	Carton of 100 Packets

## G) Ignite-O Fire Starter Packets

Ignite-O Fire Starters are a safe, quick, and easy method to start your firewood. They also get a strong recommendation from Nik and Sam Bailey, who both say they're the easiest fire starters they've ever used. Made of organic compounds, they're environmentally friendly, and don't contain dangerous lighter fluid or smelly chemicals to contaminate your fire. No smoke or flare ups. Each one burns with a big flame for approximately 15 minutes.

Item #	Description
FS 855	Box of 12 Packets



## A) Logosol Smart-Splitter

The Logosol Smart-Splitter is effective on small to medium size wood and larger already split firewood. It works well for safely and precisely splitting kindling without the danger of swinging a hatchet. The Smart-Splitter can be used by just about anyone, so it's an excellent alternative for those who have trouble swinging a heavy maul. Includes everything necessary to start splitting right out of the box (with the exception of a drill for mounting).

Item #	Description
15720	Logosol Smart-Splitter

## B) Logosol Smart-Holder

The Logosol Smart-Holder eliminates awkward wooden sawhorses and allows you to easily and safely raise your firewood off the ground when cutting. The patented claw bites into the log, holding it firmly in place and allowing you to cut any length of log safely. The claw adjusts to hold logs from 1" to 9" in diameter. The Smart-Holder is easily assembled in 15 seconds or less, and folds flat for easy storage. Measures 47" long x 38" high x 15" wide assembled and 47" x 15" x 3" when folded up for storage. Sturdy, all-steel construction, the Smart-Holder weighs in at only 27 lbs.

Item #	Description
15730	Logosol Smart-Holder

## C) Chainsawbuddy Firewood Cutting Attachment

The Chainsawbuddy holds the tree limb for you, letting you work in a safer, more balanced position. This gives you extended saw chain life, as well as a quicker and safer way to use your chainsaw. While the two swing arms are holding the wood underneath, two serrated uprights are holding the wood in place. When the chainsaw starts digging in, the uprights prevent the wood from rolling or climbing the chain.

*See our website for a demonstration video.*

Item #	Description
CB41	Chainsawbuddy



## D) The Mingo Marker Firewood Marker

A must for all firewood cutters! The Mingo is a paint marker and measuring tape all in one. It quickly and accurately measures and marks logs for firewood cutting. Simply position the Mingo Marker at the beginning of the log or other surface to mark. While holding the easy-grip handle, roll the notched wheel down the length of the log. As you roll it, the Mingo clearly marks the log at precise 16" lengths with an easy to see paint mark. You can also expand the capability of your Mingo Marker with additional wheels that let you mark any surface in 6", 12", 14", 18" or 24" increments. Made in the USA. Lifetime warranty.

*NOTE: Comes complete with a 16" marking wheel.*

Item #	Description
265	Mingo Firewood Marker w/16" Wheel
26501	Mingo Firewood Marker w/All Wheels
26503	14" Wheel for Mingo Marker
26505	16" Wheel for Mingo Marker
26507	18" Wheel for Mingo Marker
26510	6", 12", 24" Wheel w/Detachable Cam



## E) Ott Accu-Stick Pro

This tool will dramatically increase the speed and accuracy of cutting firewood. Gives the user a visual perpendicular sight line between the saw bar and log to achieve more square cuts. It magnetically sticks to the side of any steel chain bar, no need to tighten or loosen anything on the tool, just pull or push the telescoping tube to the desired length marked on the tube to the front of the knurled purple nose and you are ready to start cutting.

Item #	Description
62189	Ott Accu-Stick Pro 14" - 26"
62190	Ott Accu-Stick Pro 19" - 36"

*NOTE: Always wear eye protection when cutting or splitting firewood.*



A



B



C



D



E



# Winches & Pullers

## Simpson Capstan Rope Winch

The Capstan Rope Winch is an all metal winch with heat treated gears and shafts that easily adapt to your chainsaw. The adapter, an 8' tether cable, and a loop of cutterless drive chain are included. You can either tether the Capstan Rope Winch to the load-end you wish to haul, or it can be anchored away from the load, which is then pulled to the winch. A slight pull on the rope's free end will start the winch pulling. Complete illustrated instructions included. Weight 9 lbs Line speed is approximately 25' per minute with a 3.5 cubic inch saw. Pulls approximately 2,000 lbs with a 3.0 cubic inch saw.

Item #	Description
49470	Capstan Rope Winch
49475	300' of 3/8" 3-Strand Capstan Rope



## Maasdam Pow'R-Pull Ratchet Rope Puller

A very popular device used to pull trees, logs, beams, and even stuck vehicles. This simple ratchet device will pull up to 1,500 lbs using 1/2" rope. The rope is sold separately (see below). The unit itself weighs only 7 lbs We recommend using Multiline II 3-Strand Rope (average breaking strength 5,800 lbs). Maasdam's unique "notch-at-a-time" letdown provides trouble-free positive control to lower your loads while safety latches keep the hooks in place, and a non-slip plastic grip comfortably fits your hand to reduce fatigue. The big advantage of the Maasdam over traditional cable ratchet pullers is that it can accommodate an unlimited length of rope.

Item #	Description
21700	Pow'R-Pull Ratchet Rope Puller (3/4 Ton)
12ML 150	Teufelberger 1/2" Multiline II 3-Strand (150' Hank)



## Wyeth-Scott 3-Ton Heavy Duty Ratchet Puller

This heavy-duty steel construction puller has been manufactured in the USA since 1934. It has been designed and proven to perform in a variety of demanding environments without bending, breaking, or collapsing. The updated 3-Ton Ratchet Puller features 35' of Samson's AmSteel Blue for power, strength, and safety. AmSteel Blue is an amazing synthetic rope that's stronger than cable, but so light it floats. The average strength of 5/16" AmSteel Blue is 13,700 lbs It's resistant to permanent smashing and whiplash-free. Double line pulling capacity is 6,000 lbs dead lift and 12,000 drag/pull. Single rope capacity is 3,000 lbs dead lift and 6,000 drag/pull.

Item #	Description
17435	Wyeth-Scott 3-Ton Heavy duty Ratchet Puller with 35" AmSteel Blue Rope



## Log Wizard Debarker

We have sold thousands of these handy debarking attachments over the years to an equal number of satisfied customers. The Log Wizard attaches easily to most chainsaws. You can make notches or debark poles for barns, fences, bridges, log home construction, and more! Features all ball-bearing construction for long life and durability. Uses standard 3-1/4" planer blades. Comes complete with both .325 and 3/8" spline/sprocket systems. Requires some bar drilling and the saw chain needs to be lengthened. For chainsaws with 3/8" sprockets, use Oregon 72W cutterless chain for best results and safety. **NOTE: Shown with chainsaw, not included.**

Item #	Description
49600	Log Wizard Debarker
MKA D17217	Set of 2 Replacement Blades



## Lewis Winch Portable Chainsaw Winch

Turn your chainsaw into a portable winch. Simply take off your bar and chain and attach the Lewis Winch and you have an incredibly powerful pulling unit. The Lewis Winch is handy for winching small logs for firewood, pulling game animals from remote locations, slash clearing, even pulling a car out of a ditch! There are hundreds of uses. The Lewis Winch 400 MK2 fits most chainsaws. You should have a 3 cubic inch (50cc) saw or more to get maximum use of your Lewis Winch. It will pull up to 4,000 lbs with a larger saw (5 cubic inch / 85cc) and the line speed is approximately 60' per minute. Comes complete with 150' of 3/16" cable with hook. Anchor chain and saw not included.

Item #	Description
LW 400MK2	Lewis Winch Portable Chainsaw Winch



## A) WoodlandPRO FSE Cat Logging Chokers

**WOODLANDPRO**

Wire rope logging chokers from WoodlandPRO. FSE logging chokers are commonly called cat chokers because they are often used in the logging industry with a "Cat" bulldozer winch. FSE logging chokers consist of a ferrule on one end, a choker slide, and eye on the other. They are easy to set around a log, and the eye can be attached to a hook or clevis. FSE logging chokers are not just used for logging, as they are quite popular with private land owners, utilities and tree care professionals. Logging chokers are designed for skidding only, and not rated for overhead lifting.



Item #	Description
FSE 388	FSE Cat Choker 3/8" x 8' (Minimum Breaking Strength 11,000 lbs)
FSE 3810	FSE Cat Choker 3/8" x 10' (Minimum Breaking Strength 11,000 lbs)
FSE 3812	FSE Cat Choker 3/8" x 12' (Minimum Breaking Strength 11,000 lbs)
FSE 3815	FSE Cat Choker 3/8" x 15' (Minimum Breaking Strength 11,000 lbs)
FSE 3820	FSE Cat Choker 3/8" x 20' (Minimum Breaking Strength 11,000 lbs)
FSE 128	FSE Cat Choker 1/2" x 8' (Minimum Breaking Strength 19,000 lbs)
FSE 1210	FSE Cat Choker 1/2" x 10' (Minimum Breaking Strength 19,000 lbs)
FSE 1212	FSE Cat Choker 1/2" x 12' (Minimum Breaking Strength 19,000 lbs)
FSE 1215	FSE Cat Choker 1/2" x 15' (Minimum Breaking Strength 19,000 lbs)
FSE 1220	FSE Cat Choker 1/2" x 20' (Minimum Breaking Strength 19,000 lbs)

## B) WoodlandPRO FSF Skidding Logging Chokers

**WOODLANDPRO**


Wire rope logging chokers from WoodlandPRO. FSF logging chokers are commonly called skidding chokers, because they are often used in the logging industry with a skidder winch. FSF logging chokers consist of a ferrule on one end, a choker slide, and a ferrule on the other end. They are easy to set around a log, and one ferrule is usually set in a winch line hook. FSF logging chokers are usually run in groups of 3 or 4, and are commonly used in Eastern hardwood forests. Logging chokers are designed for skidding only, and are not rated for overhead lifting.



Item #	Description
FSF 125	FSF Skidding Choker 1/2" x 5' (Minimum Breaking Strength 19,000 lbs)
FSF 126	FSF Skidding Choker 1/2" x 6' (Minimum Breaking Strength 19,000 lbs)
FSF 127	FSF Skidding Choker 1/2" x 7' (Minimum Breaking Strength 19,000 lbs)
FSF 128	FSF Skidding Choker 1/2" x 8' (Minimum Breaking Strength 19,000 lbs)
FSF 9168	FSF Skidding Choker 9/16" x 8' (Minimum Breaking Strength 24,000 lbs)
FSF 9169	FSF Skidding Choker 9/16" x 9' (Minimum Breaking Strength 24,000 lbs)
FSF 91610	FSF Skidding Choker 9/16" x 10' (Minimum Breaking Strength 24,000 lbs)

## C) Wallingford's Winch Line Hooks

Winch line hooks allow you to run multiple skidding chokers on a winch line. They are designed to slide freely and gather all chokers at the end of the winch line. Winch line hooks are available in two types, ring type and sleeve type. Ring type hooks are used in multiples and gather against one sleeve type hook. Winch line hooks only work with 3/8", 1/2" and 9/16" skidding chokers. Fits up to 3/4" winch lines.



Item #	Description
17930	Winch Line Hook (Ring Type)
17935	Winch Line Hook (Sleeve Type)

## D) Winch Lines


Wire rope winch lines from WoodlandPRO. Our winch lines are made from 6x26 swaged wire rope and come with a ferrule on one end. The swagged wire rope allows for easier handling of hardware and greater breaking strength. Heavy shipping item. Standard shipping rates do not apply.

Item #	Description
WL 916100K	Winch Line 9/16" x 100' Swaged (Minimum Breaking Strength 20 Tons)
WL 58100K	Winch Line 5/8" x 100' Swaged (Minimum Breaking Strength 27 Tons)
WL 34100K	Winch Line 3/4" x 100' Swaged (Minimum Breaking Strength 36 Tons)

## E) Wallingford's Screw Pin Anchor Shackles

Screw pin anchor shackles have a multitude of uses around the ranch and farm. Screw pin anchor shackles are perfect for temporary connections. These screw pin anchor shackles are not rated for overhead lifting.

Item #	Description
17980	Screw Pin Shackle 3/8" (Work Load Limit 1 Ton)
17982	Screw Pin Shackle 1/2" (Work Load Limit 2 Ton)
17983	Screw Pin Shackle 5/8" (Work Load Limit 3 Ton)
17984	Screw Pin Shackle 3/4" (Work Load Limit 4 Ton)





## A-E) Peavey Manufacturing Wooden Handled Peaveys, Cant Hooks, Hookeroon, Timberjack & Timber Carrier



- A) Peaveys:** The Peavey is similar to a cant hook except it has a pointed spike at the working end. The spike allows you to move larger diameter logs than a similar sized cant hook. Spike can also be used to pry and push logs around.
- B) Cant Hooks:** These cant hooks are heavy-duty and fitted with quality hardwood handle, 2-3/8" in diameter which gives it maximum strength. Moves logs, big cants or beams and great for rolling logs when cutting firewood.
- C) Hookeroon** (also known as pickeroons in some areas) are great for moving small logs and firewood. This Hookeroon has a Hume style spring steel head.
- D) Timberjack:** A great tool for lineman and chainsaw operators, it will lift one end of a log or pole off the ground and hold it securely. Linemen will save time by using it to hold the pole at a convenient height while it is being fitted with hardware. Chainsaw operators will find it safer to use the timberjack when sawing logs. It will raise the log off the ground to help prevent chain damage, pinching, and kickback.
- E) Timber Carrier:** This husky log carrier is handy for moving logs, poles, and timbers. The center tongs swivel independently of the handle for ease of use.

Item #	Description
A) 15794	42" Wooden Handle Peavey
A) 15795	54" Wooden Handle Peavey
A) 15798	60" Wooden Handle Peavey
B) 15784	30" Wooden Handle Cant Hook
B) 15786	42" Wooden Handle Cant Hook
B) 15785	54" Wooden Handle Cant Hook
C) 15825	36" Wooden Handle Hookeroon (Hume Pickeroon)
D) 15810	42" Wooden Handle Timberjack
E) 15815	54" Wooden Swivel Timber Carrier



## F-J) Woodchuck Aluminum Handled Dual Peavey/Cant Hook, Skidderoon, Hookeroon & Timberjack



- F) The Dual** is the first Peavey and Cant Hook all-in-one tool. There when you need it gone when you don't. The Peavey point retracts into the handle.
- G) Log Jack** easily turns the dual into a Timberjack. Attaches in seconds by sliding it over the extended peavey point and securing with the included clevis pin.
- H) Hookeroon** is perfect for pulling slabs off the mill or moving firewood around. Finger trigger allows the user to maintain a lighter grip resulting in less grip fatigue and you know where the pick end is pointing at all times.
- I) Skidderoon** is a no compromise Hookeroon (cable assembly comes off in seconds) with the ability to skid limbs, branches, brush or small trunks, either by hand or motor means. Finger Trigger allows the user to maintain a lighter grip resulting in less grip fatigue and you know where the pick end is pointing at all times. Cable is nylon coated.
- J) Timberjack** uses a dual foot design which keeps the handle from digging into the ground. helps will find it safer to use the Timberjack when sawing logs. It will raise the log off the ground to help prevent chain damage, pinching, and kickback.

Item #	Description
F) WCT04	47" Aluminum Handle Dual Peavey/Cant Hook
G) WCT05	Log Jack for Dual Peavey/Cant Hook
H) WCT07	32" Aluminum Handle Hookeroon
H) WCT0745	45" Aluminum Handle Hookeroon
I) WCT06	32" Aluminum Handle Skidderoon
J) WCT02	47" Aluminum Timberjack

## K) Council Tool Wooden Handle Hookeroon

Council sets the standard for quality and design. Hookeroons (also known as pickeroons and sappies) are great for pulling slabs off the sawmill or moving firewood around. Forged steel head and quality 36" hardwood handle.

Item # CNC 150



## L) Council Tool Fiberglass Handle Hookeroon

The pick shape is designed to stick and pull boards and lumber in saw mills and woodworking applications. Construction is a pultruded structural fiberglass core with an injection molded jacket acting as an exterior body.

Item # CNC 150FG



## M) Husqvarna Felling Lever with Cant Hook



This felling lever is a handy way to get extra leverage when felling trees, rolling logs or breaking up stumps. It can also be indispensable for freeing a pinched saw.

Item # HVA 596 28 43 01

## N) WoodlandPRO Pulp Hook



A pulp hook makes it easier to move small logs and wood from one place to another. Great for picking up and organizing firewood. Replacement tip available.

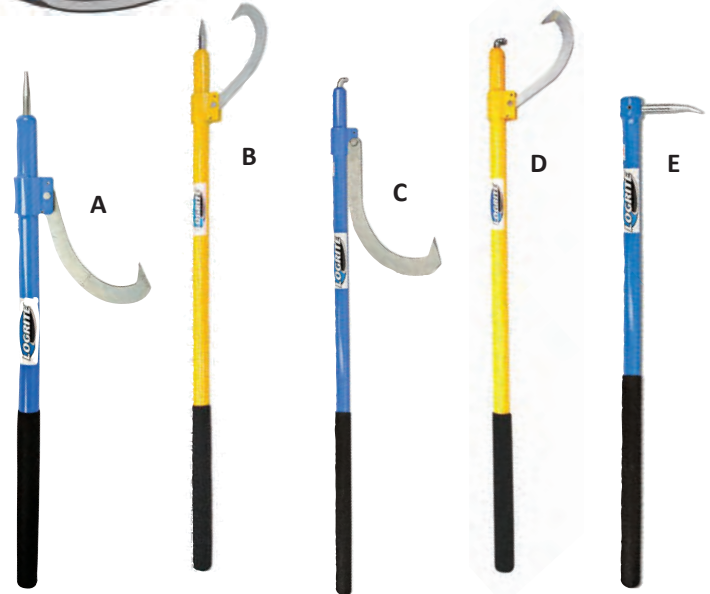
Item # 15840



## A-F) LogRite Aluminum Handle Peaveys, Cant Hooks, Hookeroons & Timberjack Log Stand

The extra leverage these USA-made tools provide means less effort and less bending over so you can spend more time cutting. LogRite's aluminum handles are stronger and easier to use than traditional wood handled Peaveys. The bright handles are also easy to see around a sawmill or woodlot. The heat treated, zinc plated hooks are built to last. The textured rubber grip is extremely comfortable. Peaveys and Cant Hooks are available in three different sizes as well as an Xtreme 60" version with an extra heavy-duty handle, so you can match the tool with your job size. Hookeroons are available in two lengths and perfect for pulling slabs off the sawmill or moving firewood around. Log Stand easily turns your LogRite Cant Hook or Peavey into a Timberjack attachment.

Item #	Description
A) PV 042	LogRite 42" Aluminum Handle Peavey
A) PV 048	LogRite 48" Aluminum Handle Peavey
A) PV 060	LogRite 60" Aluminum Handle Peavey
B) XPV 060	LogRite 60" Xtreme Duty Aluminum Handle Peavey
C) CH 042	LogRite 42" Aluminum Handle Cant Hook
C) CH 048	LogRite 48" Aluminum Handle Cant Hook
C) CH 060	LogRite 60" Aluminum Handle Cant Hook
D) XCH 060	LogRite 60" Xtreme Duty Aluminum Handle Cant Hook
E) HR 030	LogRite 32" Aluminum Handle Hookeroon
E) HR 036	LogRite 36" Aluminum Handle Hookeroon
F) ULS 006	LogRite Timberjack Log Stand




The original aluminum handled logging and woodworking tools. A little more expensive, but they are stronger and lighter than wood handle models.

## G) Timber Tuff Fiberglass Handle Timberjack

This functional logging tool is designed for lifting logs to allow easy cutting. Its steel claw can accommodate logs with up to 16" diameter. By providing an elevation of 11" it keeps logs off the ground and prevents the chain saw from digging into the ground while trimming. This log lifter tool features a fiberglass handle for superior strength and durability. It has overall length of 48" with 37" usable handle. Equipped with a removable bottom lift, the unit can turn into a conventional cant hook for rolling logs. It has powder-coat finish offering resistance against corrosion. All metal pieces have a power coated finish. Sturdy 2" diameter fiberglass handle has a rubber grip for comfort.


Item #	Description
TMB66	Timber Tuff Fiberglass Handle Timberjack



## H) Timber Tuff Wooden Handle Timberjack

Timber Tuff tools are an economic option for woodlot owners and firewood cutters. The timberjack allows you to lift the logs off the ground so you don't "rock" your chainsaw chain. Lift logs approximately 11" off the ground. The lift foot can be removed to turn the unit into a conventional cant hook for rolling logs. All metal pieces have a power coated finish. Wooden handle made of imported hardwood.

Item #	Description
TMB55	Timber Tuff Wooden Handle Timberjack



## I) Timber Tuff All-in-1 Deluxe Adjustable Timberjack

This is the must-have tool for your logging needs. This all-in-one tool functions as a peavey, timber jack, and cant hook making for an extremely versatile tool that can perform a wide variety of tasks. Easily adjust the hook with the quick pin at 5 different positions for logs up to 18"-20". It measures 48" overall and has a fiberglass handle with a textured rubber grip to give you a comfortable and secure hold. It is constructed of a very durable high-carbon steel. Specially designed this timberjack has a double hook, giving it the ability to handle larger logs. The T-frame stand with its two-bolt design gives you extra strength and support and it is even removable for cant hook work. The wheels help you roll under logs for easier lifting and make it easy to pull logs.

Item #	Description
TMB 75	Timber Tuff All-in-1 Deluxe Adjustable Timberjack



## J) The LogOX 3-in-1 Timberjack Forestry MultiTool

The LogOX 3-1 forestry MultiTool tool replaces the dangerous pulp hook for picking up stove length logs, greatly reducing back and knee strain. The Hauler can also be used as a 21" short cant hook, popular with portable sawmill operators. Adding the cant handle extension and T-bar accessories quickly converts it into a 38" cant hook or timberjack to easily roll, lift, or drag logs. The LogOX saves you time, storage space, and money by consolidating these three essential forestry tools into one compact kit, measuring only 28" long when disassembled. Made of rugged, hollow frame, American steel, the Hauler's unique design greatly reduces bending over to pick up and move stove length logs, saving you time while preventing painful back strain especially when loading a wood splitter. The LogOX hauler is great for consolidating and moving treetops and branches to a wood chipper or other centralized location.

Item #	Description
LOX 1003	LogOX 3-In-1 Timberjack Forestry MultiTool



# Chainsaw Mills

## A) Granberg Small Log Alaskan Chainsaw Mill



The small log mill is designed to quickly and efficiently cut logs up to 20" in diameter. It easily attaches to your chainsaw, so you can go from standard cutting to milling in a matter of minutes. The small log mill will make slabs up to 12" in thickness and up to 20" wide. Includes basic instructions and a bar wrench for assembly. We recommend a set of slabbing brackets to aid with making the first cut on a log. Designed to be used with chainsaw bars up to 20" and 50cc or greater. **NOTE: Chainsaw not included.**

Item #	Description
G777	Alaskan Small Log Mill

## B) Granberg MK-IV Alaskan Chainsaw Mill



This highly portable milling system is designed to clamp onto your chainsaw with a bar wrench, so you can go from standard cutting to milling in a matter of minutes. The updated MK-IV Alaskan mills now come with CNC-machined billet end brackets. These end brackets are more accurate, easier to adjust, create less vibration than the old die cast version, and are virtually unbreakable. **NOTE: Chainsaw not included.**

Item #	Description	Max Cut
G778 24	24" MK-IV Chainsaw Mill	20"
G778 30	30" MK-IV Chainsaw Mill	26"
G778 36	36" MK-IV Chainsaw Mill	32"
46880	48" MK-IV Chainsaw Mill	44"
46881	56" MK-IV Chainsaw Mill	52"
G778 60	60" MK-IV Chainsaw Mill	54"

### A Few Words About Chainsaw Milling...

Making lumber with a chainsaw can be a very inexpensive and rewarding way to mill boards from logs. However, there are a few things you should know before diving into chainsaw milling. Milling lumber requires a large horsepower chainsaw: We recommend chainsaws with at least 3.8 cubic inches (60 cc) of displacement for the smaller mills that run bars up to 20". For larger mills, go for the biggest saw you can get. Saws with 5.0 cubic inches (80 cc) are a minimum, and when making cuts over 36" you'll need the largest saws made. Milling lumber is extremely taxing on chainsaws, so keep the gas mixed properly and the air filters clean.

Use a ripping chain when milling: Standard saw chain is designed to cut across the grain, not with it. Ripping chains are designed for milling, and they leave a smooth, consistent finish.

Take your time: Chainsaw milling can be a slow process, but the rewards are great. Make sure logs are clean of rocks, dirt, and nails or fencing. Always wear proper safety gear and use log handling tools to move heavy cants.

## Granberg MK-IV Complete Alaskan Chainsaw Mill Kits




These kits include everything you will need to cut large slabs with ease. It allows you to hook up two power-heads for the ultimate in ripping power. 50" cuts are possible in hardwood. The heart of these kits is the Granberg MK-IV Alaskan Mill, making measuring and squaring a snap. **NOTE: Chainsaw not included.** Please specify either .375 or .404 pitch for your chainsaw. Kits include (1) Standard Alaskan Mill w/Rails (1) Double-Ended Bar (1) Helper Handle w/Roller Bearing (1) Set of Slabbing Brackets (1) Oiler Assembly (1) Loop of Conventional Ripping Chain to Fit Double-Ended Bar.

Item #	Description	Max Cut
46787 375	30" Complete Mill .375 Gauge	26"
46787 404	30" Complete Mill .404 Gauge	26"
46788 375	36" Complete Mill .375 Gauge	32"
46788 404	36" Complete Mill .404 Gauge	32"
46789 375	48" Complete Mill .375 Gauge	44"
46789 404	48" Complete Mill .404 Gauge	44"
46790 375	56" Complete Mill .375 Gauge	52"
46790 404	56" Complete Mill .404 Gauge	52"
46791 375	60" Complete Mill .375 Gauge	54"
46791 404	60" Complete Mill .404 Gauge	54"



A



B





## Logosol F2 Portable Chainsaw Mill

The Logosol F2 portable sawmill is highly mobile, fun and easy to operate, and makes perfect lumber from small and medium sized logs. These sawmills use a high horsepower chainsaw (90cc or larger) to break down logs quickly and accurately. The specialized ripping chain makes a surprisingly smooth surface, unlike standard saw chain. These highly portable milling systems are designed to go anywhere you can carry them to, whether it be your back yard, or the middle of the forest. Unlike most chainsaw mills, it allows you to cut lumber in a comfortable standing position, with little effort as compared to other mills.

### Features

- Minimal setup time
- Easily dismantles for transport and storage
- Convenient carrying handle
- Lightweight saw carriage is prepared for both crank handle and bar nose steering
- Log lifters and log bed can withstand up to one metric ton
- Adjustable sawmill feet included for steady positioning

<b>13FT (4 Meter)</b>	<b>LSL 4525 000 2002</b> <b>LSL 4525 000 2010</b>	Portable Chainsaw Mill Complete Kit (w/ Husqvarna 390XP)
<b>16FT (5 Meter)</b>	<b>LSL 4525 000 2005</b> <b>LSL 4525 000 2015</b>	Portable Chainsaw Mill Complete Kit (w/ Husqvarna 390XP)
<b>19FT (6 Meter)</b>	<b>LSL 4525 000 2006</b> <b>LSL 4525 000 2016</b>	Portable Chainsaw Mill Complete Kit (w/ Husqvarna 390XP)



Convenient lifting winches with log beds, which together can stand the load of one ton!

Made of a light and strong aluminum alloy.

Durable and dirt repellent. Never rusts.

Visit [baileysonline.com](http://baileysonline.com) or Call an Expert at (888) 465-8227 for Pricing and More Information.



## Logosol F2+ Portable Chainsaw Mill

The Logosol F2+ Portable Chainsaw Mill meets the demands of customers who want an extra-robust sawmill for sawing larger logs. All essential parts of the sawmill are oversized to stand up to the stress of heavy logs and the log beds have been extended by 7in. An exclusive feature to the F2+ is the ability to detach the log lifters while keeping the guide rail intact and perfectly aligned. It has never been easier to store, transport, and set up a heavy-duty sawmill for oversized logs!

<b>13FT (4 Meter)</b>	<b>LSL 4525 000 2020</b> <b>LSL 4525 000 2022</b>	Portable Chainsaw Mill Complete Kit (w/ Husqvarna 390XP)
<b>16FT (5 Meter)</b>	<b>LSL 4525 000 2050</b> <b>LSL 4525 000 2051</b>	Portable Chainsaw Mill Complete Kit (w/ Husqvarna 390XP)
<b>19FT (6 Meter)</b>	<b>LSL 4525 000 2060</b> <b>LSL 4525 000 2061</b>	Portable Chainsaw Mill Complete Kit (w/ Husqvarna 390XP)



Cuts logs up to 24" in diameter!







Visit [baileysonline.com](http://baileysonline.com) to  
Watch a Demo Video or  
Call an Expert at (888) 465 8227  
for More Information.



- **Model 6-16** Ideal for smaller saw milling operations.

**LM M6 16** Max. single pass: up to 6.25" x 6.25"  
Max. double pass: up to 6.25" x 12.5"

- **Model 6-18** Ideal for medium sized operations.

**LM M6 18** Max. single pass: up to 6.25" x 6.25"  
Max. double pass: up to 6.25" x 12.5"

- **Model 7-23** Affordable option with more than sufficient cutting capacity.

**LM M7 23** Max. single pass: up to 7-7/8" x 7-7/8"  
Max. double pass: up to 7-7/8" x 15-7/8"

- **Model 8-30 EFI** This powerful mill is currently the most popular choice.

**LM M8 EFI** Max. single pass: up to 8.5" x 8.5"  
Max. double pass: up to 8.5" x 17"

- **Model 10-30 EFI** Recommended for operations that plan to mill large dimension boards on a regular basis.

**LM M10 EFI** Max. single pass: up to 10" x 10"  
Max. double pass: up to 10" x 20"



Bailey's also has a large selection of  
Lucas Mill parts and accessories.  
Call an Expert at **(888) 465-8227**

Lucas Mill portable sawmills have been a big hit here in North America since their introduction back in 1996. Today there are well over 15,000 Lucas Sawmills operating worldwide, with a great many of those still cutting logs today. These portable sawmills are designed for production milling of saw logs, both large and small, on a commercial scale. They are available in both circular swing blade or slabber versions. The swing blade models break down logs into accurate lumber, which is far quicker and easier than comparably priced bandsaw sawmills. They are also much cheaper to operate, as the carbide tipped saw blades don't require the constant maintenance that bandsaw blades need. The Lucas Mill slabbers are designed to cut large logs into slabs and tabletops for specialty woodworking projects.



Shown is Charly Pottorff, owner and founder of Wildcat Tree Service. Charly has been running Lucas Sawmills in the Manhattan, Kansas area for 2 decades, making high grade lumber and slabs from local trees that are destined for firewood or landfill material. Much of his lumber ends up as high grade doors, mantles, and tables. His latest project is a custom workout room, complete with walnut floors. To see more about Charly Pottorff and Wildcat Tree Service, visit [www.wildcattree.com](http://www.wildcattree.com)

Images provided by photosbyrh.com



Lucas Mill dedicated slabbing sawmills (also known as dedicated slabbers) are specifically designed for cutting large wood slabs. Dedicated slabbers use the patented Lucas Mill frame system to make setup and operation productive and simple. These machines create large, natural edge slabs from logs, stumps, burls, and root balls with accurate results. Dedicated slabbers use specially designed ripping chainsaw chain to cut smoothly and accurately through the largest and toughest of woods.



- **Model DSM 23** Dedicated Slabber specifically designed for cutting large timber slabs.

**DSM 23 15** 60" wide max cut / 19.7" depth cut / up to 20' max length

**DSM 23 19** 76" wide max cut / 19.7" depth cut / up to 20' max length

**DSM 23 27** 108" wide max cut / 10.5" depth cut / up to 20' max length

- Dedicated Slabber Trolley only. Designed to fit on an existing Lucas Mill frame system. (Excluding Model 4)

**DST 23 15** 60" wide max cut / 19.7" depth cut

**DST 23 19** 76" wide max cut / 19.7" depth cut



**Financing Options Available!**

Call or See Our Website for Details!



## We Have a Lucas Mill Slabbing Solution to Meet Your Needs

- We offer Slabbing attachments that will convert your current Lucas Mill into a Slabbing MACHINE producing slabs up to 60" wide
- Dedicated SUPER SLABBERS that will mill slabs up to 9 FEET WIDE
- Slabs fetch large dollars — Increase your business and your bottom line — Get started slabbing today!

Call a Lucas Mill Specialist Toll-Free at (888) 465-8227  
or visit our website at [baileysonline.com](http://baileysonline.com)



# Dry Kilns & Lumber Impregnators

Bailey's is proud to offer the WTM Vaglio dry kiln and lumber treating line to North America. Although Vaglio dry kilns and lumber impregnators are relatively new to North America, they have been popular in Europe since they started back in 1972. These are manufactured in Italy, and are made of high quality European components. Vaglio dry kilns use vacuum technology to dry high quality lumber and slabs quickly and efficiently. They also use vacuum technology on their impregnation systems. We have a demonstration dry kiln running in Woodland, CA. for those interested in seeing one in person.

## Vaglio ESP Wide Vacuum Dry Kiln



The ESP Wide is a continuous vacuum dry kiln that uses special heating plates to dry wood. This is the fastest and most cost effective way to dry high quality woods. The ESP Wide is designed to dry both lumber and live edge slabs. This kiln can handle slabs up to 76" wide and 16' long, making this the kiln of choice for large live edge slabs. The autoclave is made from grade 420 stainless steel, for long life and corrosion resistance. Special heating plates are made from corrosion resistant aluminum and stainless steel. The ESP Wide comes with a powerful 10kW vacuum pump, which is cooled with a large auxiliary water tank to keep energy costs to a minimum.

### Kiln Specifications

Autoclave Outside Height 98" (2485mm)  
Autoclave Outside Width 80" (2030mm)  
Autoclave Outside Length 18' (5.8m)  
Autoclave Approximate Weight 11,000 lbs (5,000 kg)  
Lumber Unit Maximum Height 39" (1000mm)  
Lumber Unit Maximum Width 76" (1900mm)  
Lumber Unit Maximum Length 16.4' (5m)  
Maximum Lumber Volume 3,400 board feet (8 cubic meters)  
Electrical Requirements 440V 3-Phase 100 amps (75kW)

Item #	Description
WTM KILN 18160	Vaglio ESP Wide Kiln



## Vaglio APV Vacuum Lumber Impregnator



APM vacuum lumber impregnators allow you to pressure treat lumber with preservatives for outdoor use. This system uses the effect of pressure and vacuum in a chamber to penetrate deeply into the wood cell structure. This process, known as the Bethell or full cell process, creates wood products that are protected from decay caused by fungi and insects. Vaglio APV vacuum lumber impregnators are fully automated, which allows you to control all stages of treatment. Excess preservative solution is removed from the surface of the lumber in the final drying stage, saving on costs.



A



## A) Kubinec 3/4" Poly Strapping Kit

The huge pricing increases of steel banding have given way to new technology in strapping. Bailey's now offers a newly designed, high-tenacity woven polyester strapping, that gives you cost effective and safe alternative to steel banding. Secured with a joint-efficiency buckle, this strapping is specifically designed for lumber and truss applications. This system is tested and proven to dramatically reduce the potential for product damage and personal injury. Kubinec's 3/4" poly strapping has a breaking strength of 2,700 lbs (approximately the same as 3/4" x .025 high tensile steel banding). **Kit Includes the Following:** (1) 3/4" x 250ft coil of strapping (1) Box of 100 buckles (1) Manual Tensioning Tool (1) Manual Strapping Cutter (1) CD-ROM Instructional Video and a Handy Duffel Bag.

Item #	Description
KSS 1000	3/4" Poly Strapping Kit
KSS 34SR	250 ft. Coil Strapping
KSS 34DRK	Box of 100 Buckles



B



## B-C) Kubinec Bulk 3/4" Poly Strapping & Accessories

If you use a lot of strapping, this is the way to go. The polyester woven strap is specifically formulated to meet or exceed the break strength of steel strapping. Each box (B) contains two 1,650' coils of 3/4" strapping. We also offer a ratchet tensioning tool (C) with built in cutter for quick banding.

Item #	Description
B) KSS 34BR	Box of 2 Coils (1,650' each)
C) KSS 400	Ratchet Tensioner



C



## D) Rens P-4000 Metal Detector for Logs

This portable metal detector is lightweight, sturdy, reliable, and specifically designed to help you locate metal in logs or standing timber. Unlike standard pawn shop detectors, it allows you to pinpoint metal locations down to a narrow band along the log. The unit is easy to operate and uses an adjustable sound and blinking light to locate material. The P-4000 automatically calibrates itself. Comes with a 2 year warranty.

**NOTE: Earphones may also be used.**

Item #	Description
60705	P-4000 Metal Detector



D



### FEATURES

Adjustable Handle Length	Three positions
Battery Check Indicator	Quickly shows if recharge needed
Regulated Battery Pack	10 hours of continuous use
Calibration Alert	Sounds when unit needs recalibration
Storage Case	Shipped in handy storage case
Easily Transported	Handle breaks down into two pieces
Updated Circuitry	Greater sensitivity than previous models
Lightweight	Weighs approximately 8 lbs

E



Sealed with  
Bailey's End Sealer



Results of not sealing  
with Bailey's End Sealer




## E) Bailey's End Sealer

We've been testing different types of end-sealer for logs and lumber and we've come up with a great product. Our clear, wax based end sealer works great to limit checking of wood. Simply coat the ends of logs and lumber to keep checking to a minimum. You can apply it with a brush or roller, but a high quality airless sprayer works best. Easily cleans up with hot, soapy water. Coverage is approximately 100 square feet per gallon. Seal should be applied as soon as possible after cutting. Should not be exposed to temperatures below 32 degrees. By using Bailey's Seal you can save 5% - 20% of the value of your wood.

**NOTE: Pallet of 36 pails requires truck shipping, please call for a quote.**

Item #	Description
60455	5 Gallon Pail
60456	Pallet of 36 pails (180 Gallons)



## A) Corona McLeod Fire Tool

The ultimate fire line scalping tool with its combination rake and hoe. Corona's imported economy model features a removable head for easy storage and meets USFS Standards.

Item #	Description
SH 65000KD	McLeod Fire Tool
65000 4	Replacement Handle and Assembly

## B) Council Tool MT48 McLeod Fire Tool

Combination of a rake and a hoe used primarily for clearing brush and other surface debris and for digging in the soil to construct fire control lines on fires and controlled burns. Just what a pro could ask for. It comes with a high carbon steel blade, formed and is sharpened for digging and clawing. Heat treated for toughness and wear resistance. It has a black enamel finish for rust resistance as well an enhanced ferrule joint for strength and durability. 48" American ash handle.

Item # CNC MT48 FSS

## C) Corona Pulaski Axe

The Pulaski root grubbing tool features a 34" solid-core straight fiberglass handle with a molded poly jacket to provide maximum strength and dampen vibration from overstrikes. With a steep bevel angle, the axe blade holds its edge while cutting through roots in soil.

Item # AX 71020

## D) Council Tool Pulaski Axe

Pulaski axe with 36" hickory handle. A traditional style bit axe blade on one end and a mattock blade for digging or grubbing on the other end. Used in a variety of settings including forestry and general landscaping. This tool has gotten thousands of firefighters out of tough situations.

Item # CNC 38PE136

## E) Council Tool Shovel and Pick Tool

Combination pick and shovel tool w/ 42" solid ash handle. Produced in accordance with Forest Service Specification 5100-325A. The multi-tool of choice for Wildland firefighters. The shovel blade and pick are made from tough, durable steel and are fully heat treated.

Item # CNC CT42 FSS



## F) WATERAX 5-Gallon Metal Back Pack Fire Pump

This Wildfire 5-gallon pump has an all brass hand pump and heavy gauge galvanized steel tank. Has adjustable carrying straps and is contoured to mould comfortably to the back. Large camlock cap with gasket facilitates easier filling and cleaning.

Item # 15890

## G) WATERAX Poly Back Pack w/Brass Hand Pump

The OT-4NX is a modernized poly back pack pump that was conceived with the comfort and safety of the user in mind. The tank is made of lightweight yet rugged UV-resistant polyethylene, making it easier to carry without compromising on durability. The brass hand pump features a forward grooved hand grip, a robust D-ring for clipping to the shoulder straps, and a rear pistol grip that makes operating the hand pump require less effort than standard hand pumps. Its combination tip allows for quick change from spray to straight stream without any tools.

Item # WFP OT 4NX

## H) WATERAX Vinyl Collapsible Back Pack Fire Pump

This back pack pump is a collapsible 5 gallon bag, constructed of heavy duty yet lightweight polyester fabric which is encased in vinyl for superior puncture and abrasion protection. Seams are reinforced to eliminate any possibility of leaks. Includes a brass hand pump with a sturdy nylon rear pistol grip and forward rubber grip, combination nozzle tip allowing for quick switch from stream to spray without tools, and a positive shutoff and locking feature which prevents leaking at any angle.

Item # 250291

## I) Amerex ABC Multi-Purpose Stored Pressure Dry Chemical Fire Extinguisher (5lbs)

ABC or Multi-Purpose extinguishers utilize a specially fluidized and siliconized mono ammonium phosphate dry chemical. It chemically insulates Class A fires by melting at approximately 350° F and coats surface to which it is applied. It smothers and breaks the chain reaction of Class B fires and won't conduct electricity back to the operator.

Item # A61B500

## J) Amerex Stored Pressure AFFF Foam Extinguisher

Amerex® 2.5 gallon AFFF Foam Class A:B Extinguisher with wall mount bracket operates effectively at the temperature range of 40° to 120° F. All metal valve construction can be applied for class B liquid spills to avoid ignition. Polished stainless steel cylinder is crevice free with stored pressure design. Large loop stainless steel pull pin gives max visibility during discharge. Air aspirated nozzle for effective application, leaves no powder residue. Discharge time of 55 sec and range of 10'- 12'. UL listed and FM approved.

Item # A61250





## A) Dicke Safety Roll-Up Safety Signs

These signs are made of non-reflective solid vinyl with fiberglass cross bars. They collapse and roll up for easy storage. The folding tripod stand (sold separately) is made of galvanized steel and holds both 36" & 48" signs approx 12" off the ground. They are required on many job sites and both these signs and stand meet all MUTCD standards.

Item #	Description	Item #	Description
NRF36 TWA	36" Tree Work Ahead	NRF48 TWA	48" Tree Work Ahead
NRF36 TER	36" Trucks Entering Roadway	NRF48 TER	48" Trucks Entering Roadway
NRF36 BPS	36" Be Prepared To Stop	NRF48 BPS	48" Be Prepared To Stop
NRF36 FA	36" Flagger Ahead	NRF48 FA	48" Flagger Ahead
NRF36 TF	36" Timber Falling	NRF48 FPS	48" Flagger Paddle Symbol
NRF36 MEA	36" Men & Equipment Ahead	NRF48 MEA	48" Men & Equipment Ahead
NRF48 RWA	48" Road Work Ahead	NRF48 OLRA	48" One Lane Road Ahead
NRF48 WAA	48" Work Area Ahead	18560	Folding Tripod Stand

## B) Dicke Safety Slow/Stop Traffic Paddles

These slow/stop paddle signs meet all MUTCD standards. The signs are only for day use as they are non-reflective. They come with a 12" orange ABS plastic handle. Full-length 5' extension handle available (sold separately) to meet 6' visibility requirement.

Item #	Description
P18NRA	18" Slow/Stop Traffic Sign
P24NRA	24" Slow/Stop Traffic Sign
P52A	5' Orange ABS Extension

## C) Highball/Rudd Tree & Log Marking Paint

This high quality tree and log marking paint from Highball/Rudd is specifically formulated for the identification marking of trees, logs and lumber. Designed for optimum product performance, high visibility marks that withstand the critical test of long-term exposure. Each 13 oz aerosol can comes with two nozzles (1 for distance and 1 for wide spray). It is lead free, and contains no CFCs. Available in standard and florescent colors. See website for colors and shipping restriction.

Item #	Description	Item #	Description
17560	Standard Colors	17568	Florescent Colors

## D) Bailey's Solid & Stripped Color Flagging

Our solid and stripped color flagging is the most durable, longest-lasting outdoor flagging made today, thanks to proprietary formulations and annealing. It is made of top quality non-toxic 2.0 mil plastic and meets APWA standards. It is also -20°F temperature resistant. Rolls are 1-3/16" wide & comes in 300' (100 yards) per roll.

Item #	Description	Item #	Description
17510 RED CT	Solid Red Roll (12pk)	17520 RB CT	Striped Red/Black Roll (12pk)
17510 RED CS	Solid Red Roll (144pk)	17520 RB CS	Striped Red/Black Roll (144pk)
17510 BLU CT	Solid Blue Roll (12pk)	17520 RW CT	Striped Red/White Roll (12pk)
17510 BLU CS	Solid Blue Roll (144pk)	17520 RW CS	Striped Red/White Roll (144pk)
17510 WHT CT	Solid White Roll (12pk)	17520 BW CT	Striped Blue/White Roll (12pk)
17510 WHT CS	Solid White Roll (144pk)	17520 BW CS	Striped Blue/White Roll (144pk)
17510 YEL CT	Solid Yellow Roll (12pk)	17520 YB CT	Striped Yellow/Black Roll (12pk)
17510 YEL CS	Solid Yellow Roll (144pk)	17520 YB CS	Striped Yellow/Black Roll (144pk)

## E) Bailey's Fluorescent Glo Solid Color Flagging

Our florescent glo color flagging is highly visible to communicate hazards that are vital to the safety of workers. It is 3x brighter than standard colors and made from flexible PVC material that can be secured to stakes, trees or equipment with a simple knot. Made to APWA standards and is -20°F temperature resistant. Rolls are 1-3/16" wide & come in 150' (50 yards) per roll.

Item #	Description
17500 LIM CT	Solid Fluorescent Lime 150' Roll (Box of 12)
17500 LIM CS	Solid Fluorescent Lime 150' Roll (Box of 144)
17500 ORG CT	Solid Fluorescent Orange 150' Roll (Box of 12)
17500 ORG CS	Solid Fluorescent Orange 150' Roll (Box of 144)
17500 PNK CT	Solid Fluorescent Pink 150' Roll (Box of 12)
17500 PNK CS	Solid Fluorescent Pink 150' Roll (Box of 144)

## F) Bailey's Site-Mark Printed Flagging

Our Site-Mark flagging was originally designed by professional foresters to minimize logging practice violations, due to confusing color schemes of standard flagging. It is now widely used in many other fields Site-Mark flagging is the most durable, longest lasting outdoor flagging made today, thanks to proprietary formulations and annealing. Made of non-toxic 2.0 mil plastic that is 1-1/2" wide and is -20°F temperature resistant.

Item #	150' Rolls	Item #	300' Rolls
17532 CT	Danger (9pk)	17534 CT	Truck Road (9pk)
17532 CS	Danger (108pk)	17534 CS	Truck Road (108pk)
17548 CT	Do Not Cut (9pk)	17535 CT	Skid Trail (9pk) 300' Roll
17548 CS	Do Not Cut (108pk)	17535 CS	Skid Trail (108pk)
17551 CT	Killer Tree (9pk)	17533 CT	Lake & Watercourse Protection (9pk)
17551 CS	Killer Tree (108pk)	17533 CS	Lake & Watercourse Protection (108pk)
17530 CT	Property Line(9pk)	17537 CT	Equipment Exclusion Zone (9pk)
17530 CS	Property Line (108pk)	17537 CS	Equipment Exclusion Zone (108pk)
17531 CT	Timber Harvest Boundary (9pk)	17536 CT	Special Treatment Zone (9pk)
17531 CS	Timber Harvest Boundary (108pk)	17536 CS	Special Treatment Zone (108pk)





## THE ORIGINAL WILD ASS JEAN



Bailey's World Famous Wild Ass brand clothing is sewn in the USA from high-quality American made denim fabric. We have brought back the original, bright red, WILD ASS "Henry" patch on the back pocket. These pants have the same great design, fit, and feel that our customers have relied on for over 40 years. Unbeatable value in outerwear is alive and kicking! Wild Ass clothing can only be found at Bailey's.

### Wild Ass Denim Work Jeans



Our #1 goal is to bring our customers the best US-made logger pant anywhere, for the most economical price possible. These jeans are sewn in the US from high-quality denim fabric that is manufactured in the US. Every pair features a bright red, WILD ASS "Henry" patch on the back pocket. These jeans also include the famous "Henry" on our bachelor buttons. They're riveted at all stress points and come standard with suspender buttons and 7 pockets. Long-wearing and durable, the traditional blue jean is made from heavy-duty 14.75 oz. 100% cotton denim and the black denim is made from pre-washed, 13.75 oz. 100% denim. Available in Single and Double knee.

Item #	Description
P100WA	Blue Single Knee
P200WA	Blue Double Knee
P400WA	Black Single Knee
P500WA	Black Double Knee



### Wild Ass Denim Lined or Unlined Chore Coat



These are one of the most DURABLE chore coats around. They are a full cut, relaxed fit, heavy duty work jacket, designed to be worn in the toughest environments. They are made in the U.S.A. and riveted at all stress points. Made with our signature heavy-duty construction and classic styling! Easy slip-in side pockets for your hands, and two chest pockets (one with a button closure). Made from 14.75 oz. 100% cotton denim. Available Lined or Unlined.

Item #	Description
P600WA	Denim Unlined
P700WA	Denim Lined




### Wild Ass Denim Lined Vest

These are a full cut, relaxed fit, heavy duty work wear vest, designed to be worn in the toughest environments. Wild Ass denim vests are manufactured right here in the U.S.A. from unwashed 14.75 oz U.S. made cotton denim. They take a bit to break in, but wear like iron. They have easy slip in side pockets for your hands and two chest pockets. They also have inside chest pockets on the left and right with secure Velcro closures. Wild Ass vests are secured with a heavy duty zipper and are lined with a blend of 70% acrylic and 30% polyester, which is perfect for those colder mornings. They were originally designed for loggers, but they are now a favorite of other hardworking folks such as welders, truck drivers, farmers and factory workers. Each one has the iconic red "Wild Ass" logo on the back left side. Available in Blue or Black.

Item # P800WA

Wild Ass "Henry" patch appears on the back of both coats and vests!





## A-B) Prison Blues Rigid Work Jeans

The original, authentic, prison-constructed blue jean brand. Manufactured by inmates at the Eastern Oregon Correctional Institution in Pendleton, Oregon. Rugged 14.75 oz, 100% cotton denim. Cut full for comfortable movement. Rivets at stress points for lasting wear. Suspender buttons and thick side tool pocket make this a real work jean. Available in Single and Double Knee.

Item #	Description
A) 12011	Single Knee
B) 12111	Double Knee



## Wrangler Riggs Workwear Utility Jeans

These utility jeans feature reinforced front panels for added durability, dirt drop out vent, right side hammer loop and back pockets lined in 1000 Denier Cordura and reinforced at stress areas. They have a right side cell phone pocket and a front pocket patented leather tape measure reinforcement. The exclusive room2move fit means a better fit in the seat, thigh, knee and bottom leg opening. The action gusset allows ease of movement. Zip-Fly with button closure. Leg fits over boots. Constructed from 14.5 oz, 100% cotton durashield denim. Antique Indigo.

Item # WRA3W030AI

Wrangler



## C-D) Key Denim Logger Dungaree Work Pants

These Key Denim Logger Dungaree Pants are made for the woods, but they are also popular with welders, truckers and factory workers. Logger dungaree pants are made from heavy-duty 14 oz. cotton denim. These full cut pants feature a chap style riveted double front construction with zipper fly, button waistband, triple needle stitching, rivets at all stress points, six bachelor buttons and five pockets, plus a utility pocket. Available in Single and Double Knee.

Item #	Description
C) 44641	Single Knee
D) 44741	Double Knee



## Big Bill Logger Work Pants

Big Bill Logger Work Pants are built tough for durable professional performance on the job. They sit at the waist, have an ample straight leg with a relaxed fit in the seat and thigh. They provide plenty of storage option pockets for tools and are made to stay in place thanks to the 7 belt loops and buttons for your suspenders. They are designed with triple-stitched seams, reinforced stress points, brass zipper and button front closure. These heavy-duty Big Bill men's jeans are constructed of 14.5 oz, 100% ring-spun cotton and are made to last.

Item # 1983

BIG BILL



## E-F) Wrangler Riggs Workwear Ripstop Ranger Cargo Pants

Riggs Workwear is the premium line of work clothes from Wrangler. They combine the comfort and durability you need to get the job done with complete confidence. They feature roomy side cargo pockets with flaps and concealed snaps as well as side slant pockets and deep back pockets to help keep your essentials secure. These pants also come fully equipped with Room2Move® fit technology and action gusset for maximum mobility, as well as reinforced knees that are ventilated to prevent buildup of dirt, dust, and other debris. Made from breathable, tear-resistant ripstop fabric for optimum performance and protection no matter the task.

Item #	Color
E) WRA3W060BR BRK	Bark
F) WRA3W060LD LDN	Loden



## Big Bill Double Front Logger Work Pants

These pants have double reinforced knees with openings to put knee pads inside. They sit at the waist, have an ample straight leg with a relaxed fit in the seat and thigh. They provide plenty of storage option pockets for tools and are made to stay in place thanks to the 7 belt loops and buttons for your suspenders. Designed with triple-stitched seams, reinforced stress points, brass zipper and button front closure. These heavy-duty Big Bill men's jeans are constructed of 14.5 oz, 100% ring-spun cotton and are made to last.

Item # 1993

BIG BILL



## Soft Knees No Strap Knee Pads

These sturdy, light weight molded pads are barely noticeable when standing. Unlike heavy cumbersome strap on pads you simply roll them into a tight roll and insert into the opening in the bottom of double knee pants. They will fit even in a narrow 2" opening.

Item # SK 1010

SOFT KNEES  
WORK SHOULDN'T HURT





A




B



C



D



E

## A) Dickie Safety Hi-Viz Bomber Jackets

Dicke Safety Hi-Viz Bomber Jackets are made of a weather resistant polyurethane coated fabric. They have a permanent fleece liner and fleece lined side pockets. The hood has a zip out drawstring. They feature 2" retro reflective silver stripes. There is an inside breast and pencil pocket as well as a radio pocket. Zipper plus hook and loop closure. Meets ANSI 107-2010 Class 3 standards.

Item #	Description
DKE J3400	Med-2XL



## B) Dickie Safety Hi-Viz Rain Jackets

Dicke Safety Hi-Viz Rain Jackets are made of polyurethane coated 300 denier oxford polyester fabric with polyester and taffeta lining. They feature 2" retro reflective silver stripes. Storm fly front with #8 two-way zipper and 5 snaps. Stitched and tape sealed seams for 100% waterproof protection. Attached hood stores in collar for added convenience and elastic cuffs with hook and loop take-up straps on sleeves. Full-vented mesh cape back with D-ring access. There are two patch pockets with flap closures in front and two additional side pockets located under them. There is an inside left breast pocket and radio pocket with flap closure. They are ANSI/ISEA 107-2010 Class 3 compliant.

Item #	Description
DKE RJ9000	Med-2XL




## C) Husqvarna Hi-Viz Technical Jackets



Lightweight, ventilated and safe, Husqvarna's Technical jacket is designed to meet the needs of many professional jobs. Logger and Arborist tested and approved. With 4-Way stretch and pre-bent arms for optimum movement. Reinforced elbows using Cordura®. Lightweight design for all day comfort. Hi-Viz, durable material with ventilation areas for breath ability. Drawstring to tighten around waist. There are many gear pockets along with 2-front chest pockets. The Technical jacket is a must have for outdoor tree care professionals.

Item #	Description
HVA 582 05 34	Med-2XL

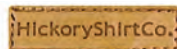
## D) Hickory Shirt Co. Classic Hickory Logger Jackets



The Hickory Shirt Co. specializes in high-quality hickory logger shirts, but they also make quality hickory striped jackets. Hickory jackets are iconic to the logging industry, but they are also popular with anyone working outdoors, especially in cool weather. They are made with a pre-shrunk premium cotton shell with a polyester thermal liner. These are a full cut, relaxed fit jacket that allows for better movement and better range of motion. These jackets comes with a zipper front with two side pockets and two buttoned front pockets, one with a pencil slot. They are hemmed at the bottom.

Item #	Description
HSC 8231	Classic 1/2 Zip Front (Med - 2XL) Regular & Tall

## E) Hickory Shirt Co. Buffalo Flannel Plaid Jackets



The Hickory Shirt Co. specializes in high-quality hickory logger shirts, but they also make quality flannel jackets. Buffalo flannel plaid jackets are iconic to the logging industry, but they are also popular with anyone working outdoors, especially in cool weather. Buffalo flannel plaid jackets are made with a pre-shrunk premium 8.5 oz plaid cotton shell with a cotton/polyester thermal liner. Sleeves have a 100% polyester quilted liner. These are a full cut, relaxed fit jacket that allows for better movement and better range of motion. These jackets comes with a spread collar, and features the classic 1/2 zip front with two buttoned pockets, one with a pencil slot. They are hemmed at the bottom.

Item #	Description	Colors
HSC 7220	Classic 1/2 Zip Front (Med - 2XL) Regular & Tall	Red, Blue & Green



## A) Bailey's Logger Wear Long & Short Sleeve Hickory Shirts

Bailey's Logger Wear hickory shirts have been an industry standard for over 40 years. Hickory shirts (also known as railroad shirts) are named after the cotton striped fabric they are made from, which is a relative of denim and said to be as durable as hickory wood. They are the standard uniform of west coast loggers and railroad engineers, but are also popular for any hard working job. They are made from 8 oz. cotton fabric and triple needle stitched. These are a full cut, relaxed fit shirt that allows for better movement and better range of motion. They feature either the classic 1/2 zip or buttoned front. They have two buttoned pockets, one with a pencil slot. Comes with Henry the "Wild Ass" donkey logo on the left pocket. Logger Wear hickory shirts are made from unwashed cotton fabric that is oversized and very stiff when new, and will require several washes before it shrinks and softens up. Made in the USA of imported fabric.

Item #	Description
HSC 92	Short Sleeve Classic 1/2 Zip Front (Med – 2XL) Regular & Tall
HSC 94	Short Sleeve Button Front (Med – 2XL) Regular & Tall
HSC 93	Long Sleeve Classic 1/2 Zip Front (Med – 2XL) Regular & Tall
HSC 95	Long Sleeve Button Front (Med – 2XL) Regular & Tall



## B) Hickory Shirt Co. Long & Short Sleeve Hickory Shirts

These are the classic heavy twill and blue pinstripe shirts that have outfitted loggers for generations. Heavy-duty 10 oz. 100% cotton construction and machine washable. Choose short or long sleeve and regular or tall length (tall shirts give you a few more inches of tail length). Classic half-zip or button front with two button down flap pockets, one with a pencil slot.

Item #	Description
HSC 4241	Short Sleeve Classic 1/2 Zip Front (Med – 2XL) Regular & Tall
HSC 4242	Long Sleeve Classic 1/2 Zip Front (Med – 2XL) Regular & Tall
HSC 4221	Long Sleeve Button Front (Med – 2XL) Regular & Tall



## C) Prison Blues Long & Short Sleeve Hickory Shirts

Long and Short Sleeve Button Front Hickory Shirts are assembled in the Pendleton Oregon in conjunction with a program to rehabilitate prisoners. These work shirts are built using 8 oz. 100% cotton. There's a 7-button front, two button pockets (one with a sewn pencil slot), and double-thick back yoke with "action" pleat for comfort and flexibility. Long or short sleeves. **NOTE: These shirts and the 1/2 zip shirts below will shrink to the correct size after a couple of washes.**

Item #	Description
40611	Short Sleeve Classic 1/2 Zip Front (Med – 2XL) Regular & Tall
40711	Short Sleeve Button Front (Med – 2XL) Regular & Tall
40211	Long Sleeve Classic 1/2 Zip Front (Med – 2XL) Regular & Tall
40311	Long Sleeve Button Front (Med – 2XL) Regular & Tall



## D) Hickory Shirt Co. Long Sleeve Hi-Viz Logger Shirts

These hickory shirts come with strips of high visibility tape sewn to the durable 8.5 oz. cotton fabric and triple needle stitched. These are a full cut, relaxed fit shirt that allows for better movement and better range of motion. This long sleeve version features the classic 1/2 zip front with two buttoned pockets, one with a pencil slot. The Hickory Shirt Co. also boasts a double thickness cuff they fondly refer to as a "barrel cuff". These hickory shirts are washed and preshrunk for a soft and durable finish that looks and feels great. Does NOT meet Class-3 ANSI standards. Imported.


Item #	Description
HSC 4231	Long Sleeve Hi-Viz Classic 1/2 Zip Front (Med – 2XL) Regular & Tall



## E) Hickory Shirt Co. Buffalo Flannel Plaid Shirts

Buffalo flannel plaid shirts are iconic to the logging industry, but they are also popular with anyone working outdoors, especially in cool weather. They are made with soft, premium weight plaid cotton fabric and double needle stitched. These are a full cut, relaxed fit shirt that allows for better movement and better range of motion. These shirts come with a spread collar, and features either the classic 1/2 zip front or button up styling with two buttoned pockets, one with a pencil slot.

Item #	Description	Colors
HSC 6230	Classic 1/2 Zip Front (Med – 2XL) Regular & Tall	Red, Blue & Green
HSC 6220	Button Front (Med – 2XL) Regular & Tall	Red, Blue & Green



# Red Dawg® Premium Work Boots



**Red Dawg is Bailey's Exclusive Custom Line of premium work boots, manufactured by Canada West. Red Dawg boots are built for comfort, protection, and durability in a variety of demanding and hostile work environments. Bailey's stands behind its product 100% and will replace any boot that fails to meet your expectations.**

**RED DAWG®**

## Red Dawg Lace-to-Toe Vibram Boots

Red Dawg Lace-To-Toe Vibram Boots were originally designed for loggers, but are now also a favorite with tree care workers, welders, mechanics, ranchers, and hunters. They feature the comfortable lace-to-toe design in oiled black leather, Goodyear welt construction, abrasion resistant Kevlar upper stitching, double leather on vamps, double middle soles, and comfortable rolled, padded top band. The Vibram 100 lug soles give good traction, even in steep ground, and are non-marking. Boots are 12" tall with brass eyelets and studs and feature steel shanks and a leather heel base with lug.

Item #	Color
51809	Black
51801	Brown



## Red Dawg Lace-to-Toe Vibram Climber Boots

Red Dawg Lace-to-Toe Vibram Climbers are specifically designed for arborists, lineman and other utility workers. They feature a heavy duty steel shank in the arch, steel side plate, and leather side flaps which provides support and protection to the lower leg and inside ball of the foot when climbing trees, poles or standing on rungs. They come with the comfortable lace-to-toe design in oiled Red Dawg leather, Goodyear welt construction, double leather on vamps, double middle soles, and comfortable rolled, padded top bands. Vibram 100 lug soles give good traction, even in steep ground, and are non-marking. Boots are 16" tall with brass eyelets and studs and feature a leather heel base with lug.

Item # 51803



## Red Dawg Lites Vibram Boots

Red Dawg Lites Vibram work boots are a lightweight version of the standard Red Dawg vibram boot. These boots are very comfortable and perfect for general ranch work and play. These boots feature oiled Red Dawg leather, Goodyear welt construction, double leather on vamps, double middle soles, rolled, padded top band and Vibram 100 lug soles. Boots are 8" tall with brass eyelets and studs and feature steel shanks and a leather heel base with lug.

Item # 51808



## Red Dawg Safety Toe Vibram Boots

Red Dawg Safety Toe Vibram work boots come with a protective steel-toe, and meet ANSI Standard Z41 PT91, Class M1/75 C/75. These boots are popular with construction and factory workers and anywhere steel toe boots are required. These boots come in oiled Red Dawg leather, Goodyear welt construction, double leather on vamps, double middle soles, and comfortable rolled, padded top band. The Vibram 100 lug soles give good traction, even in steep ground, and are non-marking. Boots are 12" tall with brass eyelets and studs and feature steel shanks and a leather heel base with lug.

Item # 53803



## Red Dawg Slippers Romeos

Our Red Dawg Romeos have elastic side panels and finger loops that offer an easy slip on and off feature. They are manufactured by the same company that makes our famous boots, using the finest Seahorse Logger Tan leather and Goodyear welt all around construction. Cambrelle lining and built-in Poron comfort insoles wick away moisture while maintaining comfort. Our Vibram Sahara non-marking tan out-sole provides excellent wear ability for extra long life. They're comfortable and stylish enough to wear anywhere.

Item # 51804



## Red Dawg Lace-to-Toe Calk Boots

Red Dawg Calk Boots are specifically designed for the timber industry. The spiked calk soles allow for maximum traction in the woods, especially on wet and slippery logs, allowing you to safe access to areas that normal vibram soled boots cannot. Red Dawg calks feature the lace-to-toe design in oiled logger tan leather, Goodyear welt construction, double leather vamps, built-in shoulder leather insoles, steel shanks, spring heels, and standard "O" sized screw in calks. Boots are 12" tall and the soles are nailed all around for added strength.

Item # 51806





## Bailey's Extra Heavy-Weight Work Socks



- A customer favorite and test proven in rough working conditions
  - Features Wick Dry moisture repelling inner yarn and moisture attracting outer yarn for continuous foot comfort
  - 80% Orlon Acrylic, 10% Cotton, 9% Stretch Nylon, 1% Spandex
  - A full 22" long so they go over the calf and stay up
  - Fits Sizes: 9 - 12
- Item # 13050



## Bailey's Heavy-Weight Work Socks



- Mid-calf with thermalined construction to provide warmth all day
  - Exclusive Wick Dry technology keeps feet dry
  - Exceptionally soft and cushiony for added comfort and to absorb shocks
  - 62% Acrylic, 20% Stretch Nylon, 17% Worsted Wool, 1% Spandex
  - Available in Black & Navy
  - Fits Sizes: 9 - 11-1/2
- Item # 7586



## Carhartt All-Season Cotton Crew Socks



- Reinforcement throughout the entire foot for extra padding and protection where you need it most
  - Premium cotton provides soft comfort
  - Material content varies per color, see website for details
  - Available in White, Grey and Black (3-Packs)
  - Fits Sizes: LG (9 - 11-1/2) XL (12 - 15)
- Item # CHA62 3PK



## Fox River Steel-Toe Heavy-Weight Socks



- Extra cushioning for steel toe work boots
  - Worsted wool keeps feet warm and wicks moisture naturally
  - 18" Mid-Calf high with a Spandex rib top for stay up comfort
  - Fully thermalined for shock absorption and insulation
  - 88% wool, 10% nylon, 1% acrylic, 1% Spandex
  - Fits Sizes: 9 - 11-1/2
- Item # 66500



## Fox River Steel-Toe Heavy-Weight Socks



- Extra cushioning makes these perfect for steel toe work boots
  - Wick Dry technology wicks moisture away and is soft against the foot
  - Mid-Calf high with a Spandex rib top for stay up comfort
  - Reinforced heel and toe provides extended life
  - 80% Acrylic, 18% Nylon, 2% Spandex
  - Fits Sizes: 9 - 12
- Item # 65040



## Fox River Medium-Weight Work Socks



- Designed to provide all-around comfort with special cushioned areas and spandex panels
  - Exclusive Wick Dry technology keeps feet dry
  - A full 22" long so they go over the calf and stay up
  - Fully thermalined for shock absorption and insulation
  - 60% Acrylic, 38 Nylon, 2% Spandex
  - Fits Sizes: 9 - 11-1/2
- Item # 6520



## Arbpro EVO 2 Tree Climbing Boots



High performance climbing boots specially designed for arborists. The slim design and the custom made high grip Vibram sole with 'climbing zone' tip, offer optimal grip in every situation, even on narrow crotches. New lacing system for maximum stability without metal hooks that can damage the rope. Upper is made of premium quality 'Perwanger' leather with rubber profile. Event membrane offers maximum breathability and water resistance. Premium quality leather lining for maximum comfort. They are 100% Made in Italy.

Item # EVO2



## Husqvarna Rubber Waterproof Logger Boots



These Husqvarna rubber logger boots are work-ready and offer chainsaw resistance, waterproof protection, oil-resistant soles, and steel toes for optimal safety. Made of high-quality natural rubber, the boots feature cotton pile linings and 4-layer insoles, along with heel grips and ankle guards. Meets OSHA Regulation 1910.266, and the steel toes meet ANSI and CSA standards (ANSI Z41-1999 I/75 C/75).

Item # HVA 544 02 79 41P



## Danner Pronghorn Calk Boots



These Danner Pronghorn boots have been customized by Hoffman. They grind off the traditional sole and apply a calk sole. Calk boots are specifically designed for the timber industry. The spiked calk soles allow for maximum traction in the woods, especially on wet and slippery logs, allowing you safe access to areas that normal vibram soled boots cannot. Great for foresters and other outdoor enthusiasts that want a lightweight boot with the added traction of calks. They are 8" tall, and come with standard "O" sized replaceable calks. Made in the USA.

Item # PRONGCALK



## Carhartt 6" Non-Safety Toe Waterproof Work Boots



These boots deliver weather protection and impact resistance for everyday wear. A reinforced heel works with the Achilles flex joint for impact resistance and a natural range of motion. A waterproof-breathable membrane keeps your feet warm and dry in all weather, while a durable rubber tread sheds mud and holds firm on slippery ground. Direct welt construction with dual density polyurethane out-sole. Secondary protection against incidental contact with electrical circuits of 18,000 volts or less under dry conditions. Meets ASTM F2892-18 EH standards.

Item # CHCMW6120





## A) WoodlandPRO Forest Green Apron Chainsaw Chaps

**WOODLANDPRO**

These protective chaps have 400 Denier ultra nylon covering, 2 layers of KEVLAR, and 2 layers of polyester felt. The adjustable belt is 2" wide and the adjustable straps are 1" wide. Chaps are 15" wide at the widest spot. Waist strap adjusts from 26" to 48". A 12" belt extender is sold separately (For waists 44" and above). *Meets ASTM F-1897-2008 specification for leg protection and BNQ/CUL Class B standards, 1923-450-M91.*

Item #	Description
132 GRN RG	28" Pad, 32" Overall Length
132 GRN LG	30" Pad, 34" Overall Length
132 GRN XL	32" Pad, 36" Overall Length
132 GRN 2X	36" Pad, 40" Overall Length
501 EXT	12" Belt Extender



## B) WoodlandPRO Work Safe Apron Chainsaw Chaps

**WOODLANDPRO**

Work Safe chaps use the same quality materials as our forest green chaps, except they have a heavier 1000 Denier blaze orange nylon covering. Covering will resist tearing and ripping in brushy conditions. Waist strap is adjustable from 26" to 48". A 12" belt extender is available separately (For waists 44" and above). *Meets ASTM F-1897-2008 specification for leg protection and BNQ/CUL Class B standards, 1923-450-M91.*

Item #	Description
142 ORG RG	28" Pad, 32" Overall Length
142 ORG LG	30" Pad, 34" Overall Length
142 ORG XL	32" Pad, 36" Overall Length
142 ORG 2X	36" Pad, 40" Overall Length
501 EXT	12" Belt Extender



## C) WoodlandPRO Work Safe Full-Wrap Apron Safety Chainsaw Chaps

**WOODLANDPRO**

These "Full-Wrap" chaps cover the front and sides of the upper leg and the lower leg and calf below the knee. They have a 1000 Denier nylon covering, two layers of DuPont Kevlar, and two layers of polyester felt. The adjustable belt is 2" wide, and the adjustable leg straps are 1" wide with quick snap fasteners. Waist strap is adjustable from 26" to 48". A 12" belt extender is available separately (For waists 44" and above). *Meets ASTM F-1897-2008 specification for leg protection and BNQ/CUL Class A standards, 1923-450-M91.*

Item #	Description
164 ORG RG	28" Pad, 32" Overall Length
164 ORG LG	30" Pad, 34" Overall Length
164 ORG XL	32" Pad, 36" Overall Length
164 ORG 2X	36" Pad, 40" Overall Length
501 EXT	12" Belt Extender



## D) Husqvarna Technical Wrap Apron Chainsaw Chaps

**Husqvarna**

These technical apron wrap around chainsaw chaps are designed to reduce the risk or severity of injury to your front leg and calf area in the case of a cutting mishap. The chap cover material is made from 600 denier polyester with a PVC coating. 5 layers of TEK WARP material make up the cut resistant pad. These chaps come with a felling wedge pocket and Acetal Delrin buckles for attachment. Adjustable waist size up to 42". *UL Certified to ASTM standards.*

Item #	Description
HVA 587 16 07 04	32" Pad, 36" Overall Length
HVA 587 16 07 05	36" Pad, 40" Overall Length



## E) Husqvarna Functional Apron Chainsaw Chaps

**Husqvarna**

These technical apron wrap around chainsaw chaps are designed to reduce the risk or severity of injury to your front leg and calf area in the case of a cutting mishap. The chap cover material is made from 1000 denier polyester with a PVC coating. 5 layers of TEK Wrap material make up the cut resistant pad. They come with a felling wedge pocket and Acetal Delrin buckles for attachment. Adjustable waist size up to 42". *ASTM F1897, ANSI Z133.1. UL Certified. Meets OSHA Regulation 1910-266*

Item #	Description
HVA 587 16 07 02	32" Pad, 36" Overall Length
HVA 587 16 07 03	36" Pad, 40" Overall Length





## A) Labonville Apron Chainsaw Chaps

Labonville apron chaps are designed to reduce the risk or severity of injury to your front leg area in the case of a cutting mishap. These chaps have a 1000 Denier covering on both sides, and 6 layers of DuPont KEVLAR and polyester blend for the pad. Chaps come with a 2" adjustable waist belt that is adjustable from 26" to 48", and 1" adjustable leg straps with quick snap fasteners. A 2" x 12" belt extender is available separately (recommended for waists 44" and above).

UL certified to ASTM standards.

Item #	Burnt Orange	Item #	Forest Green
L850 BO RG	28" Pad, 32" Overall Length	L850 GR RG	28" Pad, 32" Overall Length
L850 BO LG	32" Pad, 36" Overall Length	L850 GR LG	32" Pad, 36" Overall Length
L850 BO XL	36" Pad, 40" Overall Length	L850 GR XL	36" Pad, 40" Overall Length
L850 BO 2X	40" Pad, 44" Overall Length	L850 GR 2X	40" Pad, 44" Overall Length
85EX	12" Belt Extender		

## B) Labonville Full-Wrap Apron Chainsaw Chaps

These professional chaps have the same high-quality construction as the half-wrap chaps above, but offer the added protection and advantage of a full-wrap design. The lower portion of the chaps completely encircle the lower leg and calf below the knee. A 2" x 12" belt extender is available separately (recommended for waists 44" and above).

UL certified to ASTM standards.

Item #	Burnt Orange	Item #	Forest Green
LW850 BO RG	28" Pad, 32" Overall Length	LW850 GR RG	28" Pad, 32" Overall Length
LW850 BO LG	32" Pad, 36" Overall Length	LW850 GR LG	32" Pad, 36" Overall Length
LW850 BO XL	36" Pad, 40" Overall Length	LW850 GR XL	36" Pad, 40" Overall Length
LW850 BO 2X	40" Pad, 44" Overall Length	LW850 GR 2X	40" Pad, 44" Overall Length
85EX	12" Belt Extender		

## C) Labonville X-Treme Competition Full Wrap Chainsaw Chaps

These Labonville professional X-Treme Competition chaps have the same great features as the full-wrap chaps above, but they feature 10-ply Kevlar polyester blend protection (4 more layers than the regular chaps). A 2" x 12" belt extender is available separately (recommended for waists 44" and above).

UL certified to ASTM standards.

Item #	Description
W850CKP RG	28" Pad, 32" Overall Length
W850CKP LG	32" Pad, 36" Overall Length
W850CKP XL	36" Pad, 40" Overall Length
W850CKP 2X	40" Pad, 44" Overall Length
85EX	12" Belt Extender

## D) Labonville Fire Resistant Full Wrap Apron Chainsaw Chaps

These Labonville professional fire resistant apron chaps are designed to reduce the risk or severity of injury to your front leg area in the case of a cutting mishap. These chaps have a 1000 Denier covering on both sides, with 5 layers of DuPont Kevlar and polyester blend for the pad. They also include a layer of special Fire Resistant material under the front cordura layer to prevent flames and embers from penetrating into the pad. Chaps come with a 2" adjustable waist belt and 1" adjustable leg straps with quick snap fasteners. A 2" x 12" belt extender is available separately (recommended for waists 44" and above).

UL certified to ASTM standards.

Item #	Description
FR8 RG	28" Pad, 32" Overall Length
FR8 LG	32" Pad, 36" Overall Length
FR8 XL	36" Pad, 40" Overall Length
FR8 2X	40" Pad, 44" Overall Length
85EX	12" Belt Extender

## E) Delta Plus ProChaps 91 Series Apron Wrap Chainsaw Chaps

Delta Plus ProChaps 91 Series apron wrap chaps are designed to reduce the risk or severity of injury to your front leg and calf area in the case of a cutting mishap. 91 Series chaps have a tough 1000 Denier nylon blaze orange covering with waterproof polyurethane coating. Protection comes from multi layers of Exclusive Prolar padding. ProChaps come with a 2" adjustable waist belt (fits waist sizes from 28" to 42") and 1" adjustable leg straps with quick snap fasteners. Has a zippered front pocket.

Item #	Description
ELV JE9100 33	33" Overall Length
ELV JE9100 36	36" Overall Length
ELV JE9100 39	39" Overall Length



A

Available in  
Forest Green &  
Burnt Orange!



Reversible!

B



C



D



E



# Chainsaw Protection Pants



## A-B) WoodlandPRO Chainsaw Protection Pants

**WOODLANDPRO**

WoodlandPRO Chainsaw Protective Pants were designed by professional arborists to be the lightest, most comfortable, and durable chainsaw protective pants on the market. Straps and other loose catch points are eliminated, making them safer whether you are climbing or working around moving equipment. Smart asymmetrical design offers extended protection on the left side of legs, where most injuries occur. Highly elastic waist stretches up to 8", and deep pockets with flaps and zipper or Velcro closures keep your tools in. Meets ASTM Std.F-1897-2014 and CAN/BNQ 1923-450-M91. UL Certified.

Item #	Description
A) BWP AP	WoodlandPRO Chainsaw Protection Pants (Black/Brown)
B) BWP AP HVZ	WoodlandPRO Chainsaw Protection Pants (Hi-Vis Yellow)



## C-D) SIP Canopy W-Air Chainsaw Protection Pants



Professional chainsaw protection pants from SIP Protection. SIP Canopy W-Air pants are specifically designed for tree care professionals. Canopy W-Air chainsaw protection pants are lightweight, very maneuverable and well ventilated for those hot summer days. Canopy W-Air chainsaw protection pants have high-tech Dyneema chainsaw protection (EU Class 1, Type A). Elastic Texxion upper pant comes with a water and dirt repellent Teflon coating. Reinforced Pezeflex Aqua knee guards keep these pants from tearing on sharp bark. Canopy pants have integrated gators with lace hooks to keep sawdust out of your boots.

Item #	Description
C) SIP 1SNC	Canopy W-Air Chainsaw Protection Pants (Black/Red)
D) SIP 1SBC	Canopy W-Air Chainsaw Protection Pants (Black/Hi-Vis)



## E-F) SIP Progress Arborist Chainsaw Protection Pants



Professional chainsaw protection pants from SIP Protection. SIP Progress Arborist pants are specifically designed for tree care professionals. Arborist chainsaw protection pants are lightweight, very maneuverable and well ventilated for those hot summer days. Progress Arborist chainsaw protection pants have high-tech Dyneema chainsaw protection (EU Class 1, Type A). Elastic Texxion upper pant gives you excellent flexibility. Reinforced Armortex knee guards keep these pants from tearing on sharp bark. Ventilation zippers at the back of legs help keep you cool. Arborist pants have integrated gators with lace hooks to keep sawdust out of your boots.

Item #	Description
E) SIP 1SNA 835	Progress Chainsaw Protection Pants (Grey/Black)
F) SIP 1SNA 834	Progress Chainsaw Protection Pants (Green/Black)



## G-H) Husqvarna Technical Chainsaw Protective Pants

**Husqvarna**

Professional chainsaw pants from Husqvarna. Husqvarna Technical chainsaw protective pants have been completely redesigned taking into consideration all of a professional chainsaw user's needs. The 4-Way stretch material and pre-bent knees provide optimum freedom of movement, and the ventilation areas in the legs and back pockets add to the lightweight and breathable construction. Including phone and gear pockets and Cordura reinforced knees, the Technical pants are setting a new standard for Husqvarna protective pants. Meets ASTM Std.F-1897-2014. UL Certified.

Item #	Description
G) HVA 582 05 32	Technical Chainsaw Protective Pants (Grey/Black)
H) HVA 582 05 33	Technical Chainsaw Protective Pants (Hi-Vis Orange/Black)





## Clogger Zero Chainsaw Protection Pants

The Gen2 Zero arborist chainsaw pants are the proven next level design. You are able to stretch, climb and jump freely with confidence. Cooling is taken care of with two high efficiency vents, open leg design for air flow, super breathable fabric and Nilit Breeze fibers to wick heat from the body. Exceed US standards for coverage by 15% and chainsaw threshold speed by 25%. Light weight does not mean less safe. The outer is amazingly durable with high tenacity nylon rip stop and incredible all way stretch. Super tough Dyneema fabric on the right calf increases durability in a key wear zone where the hanging chainsaw causes premature wear. Upgraded zippers and elasticized thread in the seat reduce the risk of failure. Slim "movement-ready" cut with plenty of stretch. Extra leg length is to allow for knee flex, especially when wearing climbing spurs. UL Certified to ASTM F1897-14.  
Item # CLG ZERO G2P GG



## Clogger Ascend Gen2 Chainsaw Protection Pants

The all new Ascend Gen2 chainsaw pants builds on a Clogger classic with a new streamlined, lighter design and ultra durable construction. This true seasonal pant for the cooler months offers ultra durable construction, water-resistant coverage and a high-back waist design. Durable comfort with high abrasion resistant, stretch upper outer fabric giving ease of movement as well as long-lasting wear. Extremely breathable polyester mesh lining. Adjustable cooling using zipped rear vents to help stay cool on warmer days. Slim fit with plenty of stretch for easy movement. Extra leg length to allow for knee flex. UL Certified to ASTM F1897-20 and meets OSHA regulation 1910-266.  
Item # CLG ASD G2P



## Husqvarna Classic Chainsaw Protection Pants

Husqvarna chainsaw protective pants were designed taking into consideration all customer needs including comfort, weight, temperature, fit, convenience and most importantly safety. The durable material will hold up in various conditions. The light weight design delivers all day comfort. Reflective Husqvarna logo for high visibility. Reinforced knees. Ventilation on back of legs for breathability. Phone pocket. True fit sizing. Meets ASTM F1897. UL Certified.  
Item # HVA 582 05 28



## A-C) SIP Protection Arborist Sleeves

**A) SIP Arborist Sleeves** These cuffs are provided with an all-round chainsaw protective inlay 360° around the arm. Elastic wrist and elbow wraps. These sleeves are CE PPE Category 1 Rated. Available in Orange or Hi-Vis Red.

**B) SIP Arborist Sleeves w/Cord Lock** These cuffs are provided with an all-round chainsaw protective inlay 360° around the arm. They can be fitted around the arm with a tensioning elastic and stop cord above the elbow. These sleeves are CE PPE category 1 Rated. They are available in Orange or Hi-Vis Red.

**C) SIP Arborist Sleeves & Upper Hand Protection** These cuffs are provided with an all-round chainsaw protective inlay 360° around the arm and on top of both hands. The anti-skid elastic around the upper arm and the fingerless glove assure a comfortable fit. They are CE PPE Category 1 Rated.

Item #	Description
A) SIP 1SX1	Sleeve
B) SIP 1SY1	Sleeve w/Cord Lock
C) SIP 1SX A	Sleeve & Upper Hand



## Pfanner Gladiator Extreme Chainsaw Protection Pants

Professional chainsaw protection pants from Pfanner. Pfanner Gladiator Extreme chainsaw pants are designed to take on the toughest work environments. They have a reinforced polyamide outer fabric that is waterproof, oil resistant and nearly indestructible. These pants are perfect for those working in dense woods, where brush and thorns would otherwise destroy traditional work clothing. They have high-tech Dyneema chainsaw protection (EU Class 1, Type A). StretchAir technology makes these pants very comfortable to wear. KlimaAir fabric keeps both extreme heat and cold in check. Gladiator pants have zippered vents on the back of the legs for additional cooling. UL Certified to ASTM F1897-14.  
Item # PFA 102192



# Work Gloves

## WoodlandPRO Timber Faller Gloves

- Tough, washable, versatile, economical, and reversible
  - Made of a strong polyester blend knit
  - Design provides warmth and reduces vibration
  - Ideal as a liner under heavy-duty work gloves
  - SIZE: SM, MD, LG
- Item # 3510

**WOODLANDPRO**



## WoodlandPRO Cowhide Leather Work Gloves

- Top quality for general-purpose, light-duty work and driving
  - Features a "keystone thumb"
  - Abrasion resistant with an elasticized wrist
  - SIZE: Large Only
- Item # 13055

**WOODLANDPRO**



## WoodlandPRO Gripper Gloves

- Clear rubber coating makes it easier to handle slippery items
  - Expandable knit cuffs and "cool weave" construction
  - Hi-visibility orange
  - Ambidextrous fit allows for wearing out both sides before replacing
  - SIZE: LG, XL
- Item # 13015

**WOODLANDPRO**



## WoodlandPRO Work Safe Rigging Gloves

- Heavy-duty 24 oz cotton work gloves feature high quality materials and tough construction at a great price
  - Comfortable, yet strong these gloves feature a knit cuff to help keep debris outside of the glove where it belongs
  - SIZE: Large Only
- Item # 13000

**WOODLANDPRO**



## White Ox Heavy-Duty Rigging Gloves

- Heavy-duty 22 oz cotton with comfortable fuzzy nap both inside and out
  - Double-ply quilted palm with a canvas smooth back and flexible knit wrist that helps keep out debris
  - SIZE: Large Only
- Item # 13005

**WOODLANDPRO**



## White Ox Elastic Band Rigging Gloves

- These popular work gloves are an update of an all-time favorite
  - Canvas back features a red elastic band for a snug fit
  - Heavy-duty 22 oz cotton canvas with comfortable fuzzy nap inside and out
  - SIZE: Large Only
- Item # 1016

**WOODLANDPRO**



## Delta Plus Hi-Vis Knitted Polyester Gloves

- Made of 100% high quality polyester
  - Foam latex coating provides protection
  - 13 gauge material is very flexible
  - Fluorescent safety color
  - SIZE: MD, LG, XL
- Item # ELV VV733

**DELTA PLUS**



## Husqvarna Functional Work Gloves

- Lightweight & Breathable
  - Padded palm protection with reinforcement
  - Touch screen capable for smart phones
  - SIZE: MD, LG, XL
- Item # HVA 589 75 21 00

**Husqvarna**



## Youngstown Anti-Vibe XT Gloves

- Features 3.0mm memory foam to dampen shock and vibration from outdoor power equipment
  - Non-slip reinforced for extended wear and extra grip
  - Unique wrist wrap provides support and relieves arm tension
  - SIZES: MD, LG, XL, 2XL
- Item # 33200

**YOUNGSTOWN**



## Husqvarna Functional Chainsaw Protection Gloves

- Cut resistant material on left hand
  - Palm Material: Crust goat skin leather, reinforced trigger finger
  - High visibility colors and reflective Crown H
  - SIZE: MD, LG, XL
- Item # HVA 596 28 05 00

**Husqvarna**



## Youngstown Cut Resistant Kevlar Gloves

- Fully lined with 100% Kevlar
  - Double stitched Asphalt palm
  - Heavy-Duty nylon between fingers
  - Padded knuckles
  - Not a shield against injury. Use only as an aid to help prevent more severe damage in extreme cases
  - SIZES: MD, LG, XL, 2XL
- Item # 53080

**YOUNGSTOWN**



## Youngstown Titan XT Cut Resistant Kevlar Gloves

- Fully lined with 100% Kevlar
  - No slip reinforced, 5mm EVA foam protected palm
  - Heavy-Duty nylon between fingers
  - Padded knuckles
  - Not a shield against injury. Use only as an aid to help prevent more severe damage in extreme cases
  - SIZES: MD, LG, XL
- Item # 99083

**YOUNGSTOWN**





## A-C) Delta Plus Helium Safety Glasses

Delta Plus Helium 18 Safety Glasses are designed for those who don't like wearing protective eye wear. They are so light and comfortable that they seem to disappear on the users face. The ErgoFit™ temple design follows the contour of your head and provides a constant pressure along the whole temple area. This provides a better fit and no slip. It is also designed to reduce pressure behind the ears while maintaining a secure fit. The ErgoFit™ design is slim, this allows it to work well with other PPE such as helmets and earmuffs. It is well suited for impact protection for outdoor applications. Features a coating of Elvex SuperCoat™ Protection. This unique protection provides the lens with a superior coat of anti-fog and an anti-static coating that is also scratch resistant. Certified for ANSI Z87 and CE EN-166 personal eye and face protection.



Item #	Description
A) ELV SG59C AF	Helium Safety Glasses (Clear)
B) ELV SG59G AF	Helium Safety Glasses (Grey)
C) ELV SG59BB AF	Helium Safety Glasses (Copper)



## D-G) Nemesis Safety Glasses

Nemesis safety glasses are made with high quality polycarbonate lenses that provide 99.9% UVA/ UVB/UV-C protection to help prevent eye damage like cataracts, retinal damage, and other conditions that can cause temporary vision loss. The wraparound frame has a base curve of 8 that extends the range of peripheral protection, as well as soft touch temples for comfort. The Nemesis safety glasses have a patented nose piece designed to be extremely flexible, to channel sweat away from the eyes, and to help prevent slippage down the nose. Each pair of Nemesis safety glasses come with a neck cord for securing them, so that the glasses are ready to protect at a moment's notice. They meet ANSI Z87.1+ standards for personal eye protection.



Item #	Description
D) 3000359	Nemesis Safety Glasses (Black Frame/Amber Hardcoat)
E) 3000354	Nemesis Safety Glasses (Black Frame/Clear Hardcoat)
F) 3000356	Nemesis Safety Glasses (Black Frame/Smoke Mirror Lens)
G) 3020707	Nemesis Safety Glasses (Camo Frame/Smoke Anti-Fog Lens)



## H-K) Smith & Wesson Safety Glasses

Smith & Wesson Equalizer safety glasses offer the comfort, quality and style of much more expensive traditional sunglasses.



We offer these glasses in two styles. The Equalizer safety glasses feature soft rubber nose pads for superior comfort and fit as well as sport grip temples to help reduce slippage. The Elite safety glasses come with anti-scratch, dual lens and wrap-around protection, and the wide temple provides structural integrity and stability. Both have polycarbonate lenses that provide 99.9% UVA/UVB/UV-C protection and meet the "High Impact" level of the ANSI Z87.1+ standards.

Item #	Description
H) 3016306	Smith & Wesson Equalizer Safety Glasses (Clear)
I) 3016308	Smith & Wesson Equalizer Safety Glasses (Smoke)
J) 3016312	Smith & Wesson Elite Safety Glasses (Clear)
K) 3016313	Smith & Wesson Elite Safety Glasses (Smoke)



## L-N) WoodlandPRO Wire Mesh Safety Glasses/Goggles



Professional wire mesh safety glasses and goggles from WoodlandPRO. These safety glasses/goggles have 20 gauge galvanized black wire mesh protection, which provides excellent visibility. Wire mesh safety glasses/goggles will not scratch and fog up like most polycarbonate lenses, even in extremely humid conditions. The frames are nylon with a soft PVC nose piece. Goggles have moulded contour frame that hugs your face for added protection on the top and sides.

Item #	Description
L) 8001MFP	WoodlandPro Wire Mesh Safety Glasses
M) 62310P	WoodlandPro Wire Mesh Safety Goggles
N) SM718	WoodlandPro Wire Mesh Safety Goggles with Elastic Strap



## O-P) 3M Peltor Earmuffs

Professional earmuffs from 3M|Peltor. These top-of-the-line hearing protectors have a uniquely sleek design which offers a small outside profile but large interior cavity for superior fit. Liquid/foam filled cushions provide optimum seal against head for reduced contact pressure. Lightweight, which also meets CSA class 'A' standards. We offer these in traditional Peltor H31A with noise reduction rating of 24 decibels (NRR 24 dB) or Optime 105 Series with noise reduction rating of 30 decibels (NRR 30 dB)



Item #	Description
O) 35605	Peltor H31A Hi-Vis Earmuffs
P) H10A	Peltor Optime 105 Earmuffs





## A-B) WoodlandPRO Full Brim Aluminum Hard Hat

**WOODLANDPRO**

Traditional forestry hard hat from WoodlandPRO. The full brim aluminum classic design is still popular today and is very similar to the old Mac-T aluminum hard hats that were produced several years ago, but has been greatly improved for safety. The suspension is adjustable with a simple ratchet, and the top has been double reinforced to comply with the ANSI Z89.1-2003 standards. It's a Type 1, Class C helmet which includes a four point ratchet suspension that fits comfortably and snugly on your head.

Item #	Description
A) 758 ALU	Full Brim Aluminum Hard Hat
B) 758 ORG	Full Brim Aluminum Hard Hat Hi-Vis Orange
658 70	Replacement 4-Point Ratchet Suspension

## C-D) ERB Omega II Full Brim Hard Hat

**ERB**  
Safety Products for LIFE.

The US made Omega II offers maximum protection from sun, rain and glare on the job site. It is molded from high density polyethylene. Secure fit ratchet suspension features and easy turn knob and adjusts to head sizes 5-7/8 to 8. The 6-point woven nylon suspension is impact absorbing as well as comfortable. On those hot days after work you can take out the brow pad and throw it in the wash. Low nape strap helps eliminate unnecessary shifting on the wearer's head. Certified ANSI Z89.1 Type 1, Class C.

Item #	Description
C) 19911	Omega II Hard Hat White
D) 19923	Omega II Hard Hat Hi-Vis Orange
19945	Replacement Omega II Hard Hat 6-Point Suspension

## E-F) MSA V-Gard Full Brim Hard Hat

**MSA**  
The Safety Company

The MSA V-Gard hard hat is a top choice for many industrial applications, including forestry and tree care. The shell is made with a durable injection-molded, high-density polyethylene that provides superior impact protection. The self-adjusting crown straps ensure a comfortable fit. Extra wide brim keeps both sun and rain off your forehead and neck. These hard hats come with easily adjustable Fas-Trac III ratchet suspension. Certified ANSI Z89.1 Type 1, Class C.

Item #	Description
E) 475366	V-Gard Full Brim Hard Hat Yellow
F) 10021292	V-Gard Full Brim Hard Hat Hi-Vis Orange
10148708	Replacement V-Gard Fas-Trac III 4-Point Suspension

## G-H) WoodlandPRO Aluminum Hard Hat

**WOODLANDPRO**

This cap style hard hat is very similar to the old Mac-T aluminum hard hats that were produced several years ago, but it is greatly improved for safety. This hard hat complies with the ANSI Z89.1-2003 standards. It's a Type 1, Class C helmet that includes a four point ratchet suspension that fits comfortably and snugly on your head. Not to be used near electrical hazards.

Item #	Description
G) 768 ALU	Aluminum Cap Style Hard Hat
H) 768 ORG	Aluminum Cap Style Hard Hat Hi-Vis Orange
658 70	Replacement 4-Point Ratchet Suspension

## 3M E-A-R Classic Foam Ear Plugs

**3M** | **E-A-R**  
Hearing Protection

E-A-R made the worlds first foam ear plugs, and has set the standard ever since. E-A-R Classic ear plugs provide both safety and comfort. Classic earplugs are built of slow recovery, low pressure foam, which conforms to the shape of the ear canal for enhanced comfort and wearability. Each pair comes in a separate package. Sold in a convenient dispenser box of 200 ear plugs. These E-A-R Classic ear plugs are uncorded and have a noise reduction rating of 29 decibels (NRR 29 dB).

Item #	Description
35650 CS	Classic Foam Ear Plugs (Box of 200)



## 3M E-A-R Skull Screw Foam Ear Plugs

**3M** | **E-A-R**  
Hearing Protection

E-A-R Skull Screws are not your ordinary ear plugs. Their unique, steely gray finish makes them look tough as nails, but they're actually made of ultra-soft foam that offers all day comfort. The convenience of a no-roll down plug is further advanced with the addition of screw "threads" that are molded into the foam. Twisting the plug during insertion helps achieve an optimum noise seal. The design is more hygienic because you never have to touch the foam with your fingers. They are uncorded and have a noise reduction rating of 32 decibels (NRR 32 dB).

Item #	Description
P1300	Skull Screws Foam Ear Plugs (Box of 120)



## Degil DePlug Tapered Foam Ear Plugs

Disposable ear plugs from Degil Safety. The tapered design of the DePlug is specially formulated for easier insertion and more comfort. They are made of polyurethane foam so they won't absorb moisture and sweat. They come in a convenient 120 count dispenser box. These disposable DePlug foam ear plugs are uncorded and have a noise reduction rating of 32 decibels (NRR 32 dB).

Item #	Description
35675	Tapered Foam Ear Plugs (Box of 200)





## A) Husqvarna Technical Forest Helmet



Professional forestry helmet from Husqvarna. The Husqvarna technical forestry helmet system was developed specifically for loggers. Featuring a one handed ratchet system which allows for easy size adjustment, a free view visor for optimal visibility and mesh ventilation that provides increased comfort for long hours of use. The 6-point ratchet suspension is very comfortable. Built in UV indicator allows user to keep track of the helmet and when it is time to replace. Helmet meets ANSI/ISEA Z89.1 2014 Type 1 Class C. Hearing protection meets ANSI S319-1974, 24dB NRR

Item #	Description
HVA 588 64 60 01	Technical Forest Helmet
HVA 580 95 26 01	Replacement 6-Point Suspension (Wheel Ratchet)

## B) Husqvarna Functional Forest Helmet



Economic forestry helmet from Husqvarna. The Husqvarna Functional Forestry Helmet System comes complete with visor, hearing protectors and sun peak. It has adjustable 6-point textile suspension and is available in slip ratchet or wheel ratchet adjustment. Comes in a Hi-Viz Orange for improved safety. The earmuffs can be adjusted vertically and sideways to ensure good noise exclusion. The nylon/metal mesh visor is easily raised or lowered providing good visibility. Egyptian cotton core sweatband with porous PU coating for maximum sweat absorption. PH neutral, dermatologically tested. Helmet meets ANSI/ISEA Z89.1 2014 Type 1 with Electrical Insulation, Rated to Class E. Hearing protection meets ANSI S319-1974, 24dB NRR.

Item #	Description
HVA 592 75 26 01	Functional Forest Helmet with Slip Ratchet
HVA 592 75 27 01	Functional Forest Helmet with Wheel Ratchet
HVA 593 24 38 01	Replacement 6-Point Suspension (Slip Ratchet)
HVA 593 24 39 01	Replacement 6-Point Suspension (Wheel Ratchet)

## C- D) 3M/Peltor LumberJack Hard Hat System



This combination head, face and hearing protection system is designed for forestry and agriculture, but is adaptable to any industry. Head and face protection system includes: Pinlock Suspension Hard Hat for head protection against falling objects. 3M Peltor Metal Mesh Visor V1A helps provide face protection from sawdust, wood chips and other flying debris. 3M Peltor Ear muff H31P3E is rated at NRR 22. 3M Hard Hat Sealer GR2B for front visor. 3M provides reliable head and face protection products that meet regulated performance and safety requirements. Available with a UV indicator.

Item #	Description
C) H706PFK	LumberJack Hard Hat System
D) H706RFK-UV	LumberJack Hard Hat System with UV Indicator
H700RS4	Replacement 4-Point Suspension

## E) Delta Plus ProGuard Logger Helmet



Professional forestry helmet from Delta Plus. The ProGuard helmet is an integrated logger system that combines, head, face and hearing protection in one unit. This system comes with a vented Delta Plus Tectra hard hat, complete with 6-point ratchet suspension. Helmet meets ANSI Z89.1 Class C. Safety orange color for excellent visibility. Comes ready with visor bracket, steel mesh visor (ANSI Z87) and ear muffs that are rated to NRR 27.

Item #	Description
ELV CU60RV	ProGuard Logger Helmet
ELV SCS506R	Replacement ProGuard 6-Point Suspension

## F) Protos Integral Forestry Helmet



The Protos integral forestry helmet from Pfanner is simply the most advanced helmet system available today. The Protos helmet integrates eye, ear and head protection into one modular helmet system. This Type 1, Class C helmet has a patented design that not only protects from vertical impacts, but also side and rear impacts. The special cushioning construction of the interior shell effectively absorbs impacts, greatly reducing the energy transfer to the head and spine. Forestry helmet doesn't have a chin strap, like the Arborist helmet. Certified ANSI Z89.1 Type 1, Class C. Available in the following colors: Orange/Grey, Red/Grey, White/Grey, Blue/Grey, Yellow/Grey, Red/Yellow, Green/Yellow.

Item #	Description
PFA 404002	Integral Forestry Helmet





# Arborist Helmets



## Pfanner Protos Integral Arborist Helmets

The Protos Integral arborist helmet from Pfanner is simply the most advanced helmet system available today. The Protos helmet integrates eye, ear and head protection into one modular helmet system. This Type 1, Class C helmet has a patented design that not only protects from vertical impacts, but also side and rear impacts. The special cushioning construction of the interior shell effectively absorbs impacts, greatly reducing the energy transfer to the head and spine. The Protos Arborist helmet comes complete with a chin strap. Certified ANSI Z89.1 Type 1, Class C. Available in the following colors: Orange/Grey, Red/Grey, White/Grey, Blue/Grey, Yellow/Grey, Red/Yellow, Green/Yellow.

Item #  
PFA 405002

PFANNER



## Petzl Vertex Vent Helmets

Professional arborist helmet from Petzl. The Vertex Vent helmet was completely redesigned in 2019, and now features an upgraded six-point textile suspension, CenterFit and Flip & Fit systems, which guarantee that the helmet fits securely on the head. The adjustable-strength chinstrap makes it ideal for work both at height and on the ground. Like the name implies, it has ventilation holes with sliding shutters to allow airflow through the helmet. This latest version of the Petzl Vertex Vent requires the latest version of Vizir eye shields, as they are not interchangeable with older models. Certified ANSI Z89.1 Type 1, Class C. Available in the following colors: Black, Blue, Green, Orange, Red, White, Yellow, Hi-Vis Orange, Hi-Vis Yellow.

Item # PZL A010CA

PETZL



## Petzl Strato Lightweight Helmets

Professional lightweight arborist helmet from Petzl. The Strato Vent helmet was completely redesigned in 2019, and now features an upgraded six-point textile suspension and CenterFit and Flip & Fit systems, which guarantee that the helmet fits securely on the head. The adjustable-strength chinstrap makes it ideal for work both at height and on the ground. Like the name implies, the Strato Vent has ventilation holes with sliding shutters to allow airflow through the helmet. This latest version of the Petzl Strato Vent requires the latest version of Vizir eye shields, as they are not interchangeable with older models. Certified ANSI Z89.1 Type 1, Class C. Available in the following colors: Black, Red, White, Yellow, Hi-Vis Orange, Hi-Vis Yellow.

Item # PZL A020BA

PETZL



## Kask SuperPlasma Helmets

Professional arborist helmet from Kask. Kask SuperPlasma helmets offer a wide range of features for safety and comfort. The outer shell is molded with ABS plastic for toughness and impact resistance. The inner shell is made with HD Polystyrene for comfort and shock absorption. This helmet comes with an adjustable universal sizing suspension and an Up & Down adjustment system offering superior fit thanks to its unique double pivot design. This allows the back of the head to be cradled by the straps, which are easily tightened to the correct tension by a wheel ratchet. Keep your head cool with great ventilation from 10 air intakes protected by an aluminum anti-intrusion grille. This helmet has no electrical insulation rating due to the ventilation intakes. Certified ANSI Z89.1 Type 1, Class C. Available in the following colors: Black, Red, Orange, White, Yellow, Hi-Vis Red, Hi-Vis Lime, Hi-Vis White, Hi-Vis Yellow.

Item # Description  
KASK WHE102 Kask SuperPlasma Helmets  
KASK WHE112 Kask SuperPlasma Hi-Vis Helmets

KASK

## Petzl Vizir Eye Shield

The Petzl Vizir eye shield protects the eyes against projectile hazards. It is easy to install on Vertex and Strato helmets with the EasyClip attachment system, and has scratch-resistant and anti-fog coatings. It allows glasses to be worn and it pivots quickly from work position to storage position on top of the helmet. However it is recommended to wear safety glasses underneath.

Item # Description  
PZL A015AA00 Petzl Vizir Eye Shield (Clear)  
PZL A015BA00 Petzl Vizir Eye Shield (Tinted)

PETZL



## Kask V2 Plus Visor

Protective polycarbonate visor, non-scratch on the outside and anti-fogging on the inside for SuperPlasma standard and Hi-Viz helmet series. Made with a non-cut and non-drip rubber edging for additional safety. However it is recommended to wear safety glasses underneath.

Item # Description  
KASK WVI2015 Kask V2 Plus Visor (Clear)  
KASK WVI2009 Kask V2 Plus Visor (Smoke)  
KASK WVI2025 Kask V2 Plus Visor (Mirrored)

KASK





## Petzl Vertex Class E Helmets

Class E helmet from Petzl. The Vertex helmet is very comfortable, thanks to its six-point textile suspension and Centerfit and Flip & Fit systems, which guarantee that the helmet fits securely on the head. The adjustable-strength chinstrap makes it ideal for both work at height and on the ground. The unventilated outer shell protects against electrical hazards, molten metal splash and flames. With its potential for integration of a Petzl headlamp, hearing protection, and multiple accessories, it is an entirely modular helmet, thus meeting the specific additional needs of professionals. Certified ANSI Z89.1 Type 1, Class E. Available in the following colors: Black, Blue, Green, Orange, Red, White, Yellow, Hi-Vis Orange, Hi-Vis Yellow.

Item #	Description
PZL A010AA	Vertex Class E Helmet
SENA A010AA	Vertex Helmet with Sena Communication System Installed



## Petzl Strato Class E Helmets

Professional lightweight Class E arborist helmet from Petzl. The Strato helmet was completely redesigned in 2019, and now features an upgraded six-point textile suspension and CenterFit and Flip & Fit systems, which guarantee that the helmet fits securely on the head. The adjustable-strength chinstrap makes it ideal for work both at height and on the ground. The unventilated Class E outer shell protects against electrical hazards, molten metal splash, as well as flames. This latest version of the Petzl Strato requires the latest version of Vizir eye shields, as the are not interchangeable with older models. Certified ANSI Z89.1 Type 1, Class E. Available in the following colors: Black, Red, White, Yellow, Hi-Vis Orange, Hi-Vis Yellow.

Item #	Description
PZL A020AA	Strato Lightweight Class E Helmet
SENA A020AA	Strato Helmet with Sena Communication System Installed



## Kask Zenith X Class E Helmets

Class E helmet from Kask. Kask Zenith X Arborist Helmet has a new external shell. Advanced materials provide even greater impact energy absorption. It is non-vented, and provides protection against side, front and rear impacts. Low density inner core for top impact protection. High density inner shell protection for all-around impacts. Moisture-wicking fabric with silver ion antibacterial treatment for enhanced comfort. Padding attachment enhances durability and ease of replacement. Patented size adjustment system for secure, self-adapting comfort. The advanced chin strap has new rear adjustment points for a more personalized fit. Lime color fastener clasp indicates that the helmet meets EN 12492 standard. Designed with easy click integrated slots ready for eye and face protection. Certified ANSI Z89.1 Type 1, Class E. Available in the following colors: Black, Blue, Green, Grey, Orange, Red, White, Yellow.

Item #	Description
KASK WHE82	Zenith X Class E Helmet
SENA WHE82	Zenith X Helmet with Sena Communication System Installed



## Sena Work4 Communication System

The SENA Integrated Bluetooth communication system is completely revolutionizing safety and communication in the workplace. With a noise canceling one directional mic, you can safely communicate with all crew members while manning the chipper, crane or running a chainsaw. The Bluetooth technology allows for an open com link between (4) different units and constant communication with your team. No more push to talk function found on most devices, thus saving precious seconds in dangerous situations. The SENA Com unit can also link to your phone, so you can easily take hands-free calls from your clients, or managers, or even rock out to your favorite tunes on those early mornings and long days. Bailey's offers most helmets with Sena communications system installed, complete with 3M earmuffs.

Item #	Description
A) SMH10-11	Sena Work4 Communication System
B) SPH10 10	Sena Bluetooth Crane Operator Headset



**SENA**



Shown Installed  
SENA 405002



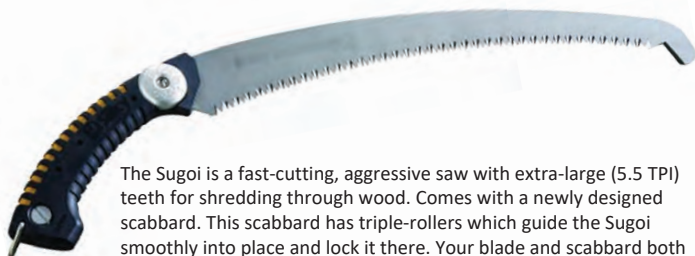
**ZÜBAT**

## Silky Zubat Curved Pruning Saw

The Zubat is Silky's most popular curved pruner. Ideal for all pruning tasks. High performance fast cutting curved blade with a comfortable molded-rubber handle means greater cutting speed with less effort. We offer this saw in several options, including the popular Arborist edition. The Arborist edition has a more aggressive 4.7 TPI (Teeth per inch) and improved scabbard. All Silky Zubat saws come complete with scabbard.

Item #	Description
SKY 72233	Zubat 13" (330mm) Arborist Edition Pruning Saw (4.7 TPI)
SKY 27033	Zubat 13" (330mm) Original Pruning Saw (6.4 TPI)
SKY 27030	Zubat 12" (300mm) Curved Pruning Saw (6.4 TPI)

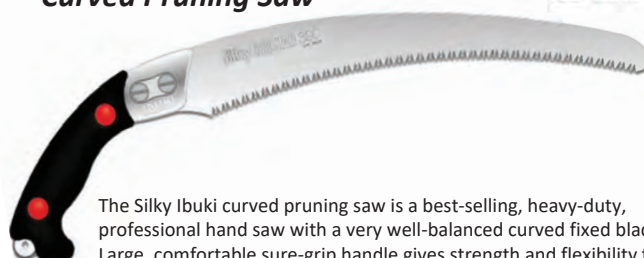
## Silky Sugoi Curved Pruning Saw



The Sugoi is a fast-cutting, aggressive saw with extra-large (5.5 TPI) teeth for shredding through wood. Comes with a newly designed scabbard. This scabbard has triple-rollers which guide the Sugoi smoothly into place and lock it there. Your blade and scabbard both last longer as the saw isn't chewing up the plastic! The scabbard comes with leg straps and a removable belt clip. The handle of the Sugoi is big and roomy, with cushioned rubber grip. We offer this saw in two sizes.

Item #	Description
SKY 39036	Sugoi 14" (360mm) Pruning Saw & Scabbard
SKY 39042	Sugoi 16.5" (420mm) Pruning Saw & Scabbard

## Silky Ibuki Curved Pruning Saw



The Silky Ibuki curved pruning saw is a best-selling, heavy-duty, professional hand saw with a very well-balanced curved fixed blade. Large, comfortable sure-grip handle gives strength and flexibility to the full length of the saw. Aggressive 5.5 TPI blade provides a greater cutting speed with less effort. Comes complete with professional scabbard.

Item #	Description
SKY 27539	Ibuki 15.4" (390mm) Pruning Saw & Scabbard

## Silky Gomtaro 12" Straight Pruning Saw



A beautifully balanced straight pruning saw with sheath. Great combination of high performance blade with a comfortable and durable sure-grip rubber handle that really sticks in your hands.

Item #	Description
SKY 10230	Gomtaro 12" (300mm) Straight Saw & Scabbard

## Silky Super Accel Folding Saw



Lightweight folding saw with 8-1/3 inch blade specifically designed for aggressive cutting needs. The precision-ground, razor-sharp teeth have four cutting angles along the length of the blade.

Item #	Description
SKY 11921	Super Accel 8.33" (210mm) Folding Saw



## Silky Katanaboy 19" Folding Pruning Saw



Silky's Katanaboy is a two-handed, professional, heavy-duty folding saw with a 19.68" long blade. This is a hand saw that can easily compete with a chainsaw! Katanaboy is the largest folding saw on the market today. The long, well-balanced, taper-ground, impulse-hardened blade has a non-set tooth design that provides extended working reach, faster cutting and handles large limbs and trunks with minimal effort. Suitable for serious tasks like cutting large timber and tree trunks. The Katanaboy comes with a sturdy nylon shoulder bay with Velcro fastening and a pocket for replacement blades.

Item #	Description
SKY 40350	Katanaboy 19" Folding Pruning Saw
SKY 40450	Katanaboy 19" Replacement Blade



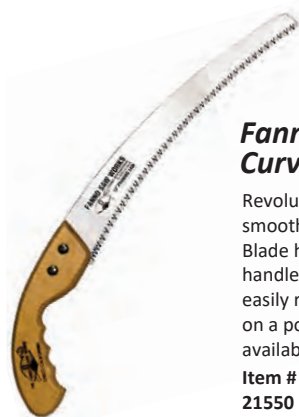




## Samurai Ichiban 13\"/>

This 13" Japanese-made pruning saw is the latest design in handsaws. It's incredibly smooth and allows precise cutting. Samurai saw blades are hollow ground and thinner so they cut faster and easier. The impulse-hardened, permanently-filed teeth are incredibly durable. Has an ergonomic handle that's covered with a rubber cushion for a comfortable, non-slip, positive grip. Includes a hard plastic scabbard with a detachable 1" wide woven nylon belt loop.

Item #	Description
GC 330LH	Ichiban 13" (330mm) Pruning Saw
GC 331LH	Ichiban 13" Replacement Blade



## Fanno Tri-Edge 13\"/>

Revolutionary tri-edge tooth design cuts clean, fast and smooth, making this saw a top choice among arborists. Blade has 6 teeth per inch, and laminated hardwood handle is contoured for easy gripping. Tri-Edge blades are easily replaced with a screwdriver and also works great on a pole saw. Scabbard made of rubberized belting available separately.

Item #	Description
21550	Tri-Edge 13" (330mm) Pruning Saw
21565	Tri-Edge 13" Saw and Scabbard
21555	Replacement 13" Blade
21560	Replacement Scabbard



## Samurai Sumo 16\"/>

The Sumo is the big brother of the 13" Ichiban (see above) It boasts a 16" large tooth blade for making cuts quickly. The handle is upsized to yield better grip and control. The thicker non-tapered blade stands up to the abuse that many pros dish out. The Sumo is equipped with a bi-directional scabbard that can be hung from a saddle or leg mounted with included straps.

Item #	Description
GC400LH	Sumo 16" (400mm) Pruning Saw & Scabbard
GC401LH	Sumo 16" Replacement Blade



## Fanno 15\"/>

Comes with a razor sharp 15" long Tri-Edge blade and fully enclosed oversized handle. Handle guards against knuckle cuffs while the longer blade gives you plenty of teeth (5.5 per inch) to breeze through the largest limbs. Blade also works great on polesaws. Scabbard sold separately.

Item #	Description
21530	Tri-Edge 15" (380mm) Pruning Saw
21566	Tri-Edge 15" Saw and Scabbard
21535	Replacement 15" Blade
21540	Replacement Scabbard



## Corona Quick Saw 13\"/>

Cut 20% faster than comparable professional saws with their patent-pending tooth patterns. Those teeth are made of SK4 Steel which stays sharp over thousands of strokes. The 3 sided impulse hardened teeth remove up to 3 times more material with every stroke when compared to conventional saws.

Item #	Description
CQS 7900	Quick Saw 13" Pruning Saw



## Barnel Pro Series 10-1/2\"/>

The Barnel ZF Professional Series saw and sheath delivers unmatched speed, strength, convenience, and versatility. For use left or right handed. Impulse laser hardened SK4 steel blade. The included sheath has double guided rollers as well as an ergonomic thumb rest for easy entry/exit. Comes complete with scabbard.

Item #	Description
BNL ZF270	Barnel 10-1/2" Pruning Saw & Scabbard



## Sawpod Pruning Saw Leg Strap

The Sawpod is a unique leg strap that makes your pruning saw easily accessible in the most awkward places! Designed for right or left hand use, in the tree or on the ground. Fits most makes of pruning saws, with straight or curved blade scabbards.

Item #	Description
47360	Leg Strap



## Weaver Curved Saw Scabbards

Protect your hand saw and yourself with a quality saw scabbard from Weaver. These scabbards are made from rubberized belting, which is very durable and weather resistant. A 3/8" nylon washer at blade entry point helps protect saw and scabbard from wear. Available with snap (pictured) or without

Item #	Description
21560	Weaver 13" Saw Scabbard with Snap
0803051	Weaver 13" Saw Scabbard without Snap
21540	Weaver 15" Saw Scabbard with Snap
08-03036	Weaver 15" Saw Scabbard without Snap

# Telescopic Pole Saws & Pruners



**WARNING:**  
Not to be used near electrical hazards!

## Notch Sentei Telescoping Pole Saw

Professional telescopic pole saw from Notch. These pole saws are made of rigid aluminum and comes in two sizes. The largest quickly extends to 21' for a maximum working reach of nearly 25'. The nearly 16" blade sports the largest teeth available in a razor tooth design and has a sharpened base and tip for scoring the branch. Includes a quick-release head.

**WARNING:** Do not use near electrical hazards.



Item #	Description
317739	Sentei 16' Telescopic Pole Saw
417739	Sentei 21' Telescopic Pole Saw
SKY 17702	Replacement Blade

## Barnel Telescoping Pole Saw

This pole saw from Barnel is made of 3-stage extruded aircraft alloy aluminum poles with a comfortable thermal plastic rubber grip. The 17" blade is hollow-ground, tri-edged, laser impulse hardened SK4 Japanese Samurai sword steel with a hard chrome finish. It also features an aggressive 5.5mm raker tooth pitch and 1.4mm blade material thickness for high speed sawing. High quality, spring-loaded locking levers are made of steel. Extends to 21' for a maximum working reach of nearly 25'. Locking sheath included.

**WARNING:** Do not use near electrical hazards.



**BARNEL®**



Item #	Description
Z555K	Barnel 21' Telescopic Pole Saw
Z555	Replacement Blade Assembly

## Barnel Telescoping 1-1/2" Lopper

Barnel Ultra Reach pruners are the ideal tool to prune small to medium-sized branches and "suckers" without using a ladder. Features include single push button quick connecting telescopic extensions and a self-oiling center bolt. The rotating alternate hand grips feature inlaid thermoplastic rubber and will slide and lock anywhere on the pole. The Ultra-Reach pruners feature a "cut and hold" spring mechanism that automatically adjusts for various sized cuts and high carbon sword steel with a hard chrome finish. The Ultra-Reach lopper comes with an adjustable length shoulder strap for optimum weight distribution.

**WARNING:** Do not use near electrical hazards.



**BARNEL®**



Item #	Description
B88T	Barnel Ultra-Reach 1-1/2" By-Pass Lopper

## Barnel Telescoping 5/8" Pruner

This tool is ideal for light-duty, high production pruning. Using this tool, you'll be able to safely, quickly and easily prune small to medium-sized branches and "suckers" without using a ladder. Features include single push button quick connecting telescopic extensions and a self-oiling center bolt. The rotating alternate hand grips feature inlaid thermoplastic rubber and will slide and lock anywhere on the pole. The Ultra-Reach pruners feature a "cut and hold" spring mechanism that automatically adjusts for various sized cuts and high carbon sword steel with a hard chrome finish. All pruners also include an easy-mount tri-edge saw blade for converting to a pole saw.

**WARNING:** Do not use near electrical hazards.



**BARNEL®**



Item #	Description
B188Z610	Barnel Ultra-Reach 5/8" By-Pass Pruner



## Jameson 6' FG Series Fiberglass Poles

FG series fiberglass poles have been an industry standard for over 50 years. Hollow core fiberglass poles are commonly used in the tree care and landscaping industry for general pruning. They are strong, offer exceptional bending strength and have an enamel surface to keep fiber from blooming. Individually tested to 100KV per foot for 5 minutes.

Item #	Description
FG 6BM	FG Series Top Pole
FG 4	FG Series Mid Pole
FG 6F	FG Series Base Pole



## Jameson 6' JE Series Fiberglass Poles

JE series foam filled fiberglass poles are commonly used with utility line clearance and areal construction. They are strong, offer exceptional bending strength and have an enamel surface to keep fiber from blooming. Foam filled, to keep moisture and debris from filling the interior. They are individually tested to 100KV per foot for 5 minutes.

Item #	Description
JE 6BM	JE Series Top Pole
JE 6	JE Series Mid Pole
JE 6F	JE Series Base Pole



## ARBORMAX 6' Carbon Fiber Poles

ARBORMAX professional carbon fiber poles are made from pure carbon fiber making them the lightest and strongest pruning poles we sell. They have a serrated surface for easy gripping, even when wet. Comes with 1-1/4" aluminum ferrules, so they will interchange with standard fiberglass poles.

Item #	Description
APCF 6T	ArborMax Top Pole
APCF 6M	ArborMax Mid Pole
APCF 6B	ArborMax Base Pole



## Jameson 6' B-Lite Fiberglass Pole

Jameson B-Lite hollow core fiberglass poles are super lightweight, very strong and rigid. They have a durable, high gloss enamel surface to keep fiber from blooming. These B-Lite fiberglass hollow core poles are individually batch tested to 100KV per foot for 5 minutes.

Item #	Description
JA BL6	B-Lite Mid Pole
JA BL6F	B-Lite Base Pole



## Jameson PS-3FP Pole Saw Head and Blade

The PS-3FP is known as a universal saw head, because it accepts a wide variety of pole saw blades. Blades are easily attached with a wing nut and can be adjusted to several different cutting angles with the aid of the fixed locator pin. It has a center mount pin design, which gives you a wide range of saw angles. The saw head is made from rust resistant, lightweight cast aluminum. A built in hook helps pull hanging limbs. This saw assembly comes with a quick change adapter so you can snap into any 1-1/4" female pole ferrule. Choose between a fast cutting Samurai 13" or 15" Tri-Edge blade.

Item #	Description
21766	PS-3FP Pole Saw Head & 13" Blade
21765	PS-3FP Pole Saw Head & 15" Blade



## Jameson JA-14 Pruner Head (1-1/4" Capacity)

Jameson is famous for making high quality fiberglass poles, so making high quality pruner heads to match comes naturally. The JA-14 is Jameson's most popular pruning head, sporting a razor sharp blade that cut limbs up to 1-1/4" in diameter with ease. The JA-14 is lightweight (cutting head weighs only 1 lb. 12 oz.) and the slim design permits access to many areas not reached by more bulky pruners. This JA-14 pruner head comes with the quick change adapter so you can easily change out the pruner head on any 1-1/4" fiberglass pole with female ferrule. Rope sold separately.

Item # 21770



## Jameson JA-34 Pruner Head (1-3/4" Capacity)

Jameson is famous for making high quality fiberglass poles, so making high quality pruner heads to match comes naturally. This Big Mouth pruner is known as a "Bull" pruner, sporting a razor sharp blade that cut limbs up to 1-3/4" in diameter with ease. It has a larger capacity than standard pruners, therefore it requires a little more strength to pull, unless you have double pulleys, like this set up. This pruner head comes with the quick change adapter, you can change out the pruner head on any 1-1/4" fiberglass pole with female ferrule with ease. Rope sold separately.

Item # JA 34DP



## Corona Universal Pruner Head (1-3/4" Capacity)

This professional universal pruner head by Corona is a compound-action dual-pulley system. It that triples your cutting power with a forged steel alloy Radial Arc blade. It has 1-3/4" diameter limb cutting capacity. The fully heat-treated, forged steel hook helps pull that branch around. Comes with 15.5" pull rope and wooden pull handle.

Item # 6880 8



# ARBORMAX® Carbon Fiber Pole Pruner & Combo Sets

ARBORMAX carbon fiber sets are the strongest and lightest pruning packages we offer. These combo kits come complete with poles made from a carbon fiber reinforced polymer, which has an incredible strength to weight ratio. We offer a wide variety of carbon fiber pole pruner and saw packages, from top manufacturers, so you can match the perfect kit to your application. Carbon fiber packages are sold in several lengths, but shipping charges become very expensive when the length exceeds 6 feet, so the bulk of what we offer in packages is 6 feet or shorter. Fiberglass poles come with a ferrule system that allows them to be connected, so they can easily be extended to longer lengths.

**=ARBORMAX®**



## ARBORMAX 12' Marvin PH-4 Carbon Fiber Pole Pruner w/Quick Change Adapter


This pruning package consists of a Marvin PH-4 pruning head (1-1/4" cut) complete with quick change adapter, 14' of pull rope, and two 6' poles. The quick change adapter allows you to change the pruner head to another system (such as a quick change pole saw head) in a matter of seconds.



Item # APCF 12PH4

## ARBORMAX 12' JA-14 Carbon Fiber Pole Pruner w/Quick Change Adapter

This pruning package consists of a Jameson JA-14 pruning head (1-1/4" cut) complete with quick change adapter, 14' of pull rope, and two 6' poles. The quick change adapter allows you to change the pruner head to another system in seconds.



Item # APCF 12JA14

## ARBORMAX 12' Marvin PH-5 Carbon Fiber Pole Pruner w/Quick Change Adapter

This pruning package consists of a Marvin PH-5 pruning head (1-1/4" cut) complete with quick change adapter, 14' of pull rope, and two 6' poles. The quick change adapter allows you to change the pruner head to another system (such as a quick change pole saw head) in a matter of seconds.



Item # APCF 12PH5

## ARBORMAX 12' Corona Bull Carbon Fiber Pole Pruner w/Quick Change Adapter

This lightweight pruning package consists of a Corona Bull pruning head (1-3/4" cut) complete with quick change adapter, 14' of pull rope, and two 6' ARBORMAX carbon fiber poles. The quick change adapter allows you to change the pruner head to another system in a matter of seconds.



Item # APCF 12CNB

## ARBORMAX 12' Marvin Bull Carbon Fiber Pruner/Saw w/Quick Change Adapter

This pruning package consists of a Marvin PH-5 Bull pruning head (1-3/4" cut) complete with adapter and pull rope, a Marvin U-2 saw head complete with adapter and 15" Fanno blade, and two 6' ARBORMAX carbon fiber poles. The quick change adapter allows you to change the heads in a matter of seconds.



Item # APCF 12MBC

## ARBORMAX 12' Marvin Heads Carbon Fiber Pruner/Saw w/Quick Change Adapter

This combo package consists of a Marvin PH-4 pruning head (1-1/4" cut) complete with adapter and pull rope, a Marvin U-2 saw head complete with adapter and 13" Fanno blade and two 6' ARBORMAX carbon fiber poles. The quick change adapter allows you to change the heads in a matter of seconds.




Item # APCF 12MCQ



## ARBORMAX 12' Marvin U-2 Carbon Fiber Pole Saw w/Quick Change Adapter

This fiber pole saw package consists of a Marvin U-2 saw head complete with adapter, 13" Fanno Tri-Edge blade, and two 6' ARBORMAX carbon fiber poles. Also available in carbon fiber hybrid poles. The quick change adapter allows you to change the pruner head to another system in a matter of seconds.



Item # APCF 12U2QC

## ARBORMAX 12' Marvin U-2 Carbon Fiber Pole Saw w/Fix Heads

This pruning package consists of a Marvin U-2 saw head complete with adapter, 13" Fanno Tri-Edge blade, and two lightweight 6' ARBORMAX carbon fiber /fiberglass hybrid poles. Fixed head pole saws are popular because of their lightweight design, but you cannot switch heads quickly.



Item # APCF 12U2F




# Jameson® Fiberglass Pole Saw & Pruner Sets

Jameson fiberglass pole pruners are a staple product for tree care and landscaping professionals when it comes to pruning. Fiberglass is lightweight, strong and relatively inexpensive compared to other materials. Match that with a compound lever pruning head, and you have a great combination. We offer a wide variety of fiberglass pole pruner and saw packages, from top manufacturers, so you can match the perfect kit to your application. Fiberglass packages are sold in several lengths, but shipping charges become very expensive when the length exceeds 6 feet, so the bulk of the packages are 6 feet or shorter. Fiberglass poles come with a ferrule system that allows them to be connected, so they can easily be extended to longer lengths.



## Jameson 12' JE Series Pole Saw w/Quick Change Adapter


This pruning package consists of a Jameson PS-3 pole saw head complete with quick change adapter, 15" Samurai Tri-Edge blade, and two 6 ft poles. The quick change adapter allow you to change the pole saw head to another system (such as a quick change pole pruner head) in a matter of seconds.



Item # 21783

## Jameson 12' FG Series Pole Saw w/Quick Change Adapter

This pruning package consists of a Jameson PS-3 pole saw head complete with quick change adapter, 13" Samurai Tri-Edge blade, and two 6 ft poles. The quick change adapter allows you to change the pole saw head to another system in seconds.



Item # 21781

## Jameson 12' B-Lite Series Pole Saw w/Quick Change Adapter

Consists of a Jameson PS-3 pole saw head complete with quick change adapter, 13" Samurai Tri-Edge blade, and two B-Lite lightweight 6 ft poles. The quick change adapter allows you to change the pole saw head to another system in seconds.



Item # 21789

## Jameson 12' FG Series Pole Pruner w/Quick Change Adapter

This pruning package consists of a Jameson JA-14 pruning head (1-1/4" cut) complete with adapter and pull rope, a Jameson PS-3FP saw head complete with adapter and Samurai blade, and two 6' FG series fiberglass poles. The quick change adapter allow you to change the heads in a matter of seconds.



Item # 21889

## Jameson 12' FG Series Pole Pruner w/Quick Change Adapter

This pruning package consists of a Jameson JA-14 pruning head (1-1/4" cut) complete with quick change adapter, 14' of pull rope, and two 6 ft poles. The quick change adapter allows you to change the pruner head to another system in seconds.



Item # 21790

## Jameson 12' B-Lite Series Pole Pruner w/Quick Change Adapter

This pruning package consists of a Jameson JA-14 pruning head (1-1/4" cut) complete with quick change adapter, 14' of pull rope, and two B-Lite lightweight 6 ft poles. The quick change adapter allows you to change the pruner head to another system in seconds.



Item # 21990

## Jameson 12' JE Series w/Quick Change Combo Kit

This pruner package allows you to go from sawing to pruning in seconds. It consists of a Jameson JA-14 pruning head (1-1/4" cut) complete with adapter and pull rope, a Jameson PS-3FP saw head complete with adapter and 13" Samurai blade, and two 6' JE series fiberglass poles. The quick change adapter allow you to change the heads in a matter of seconds.



Item # 21796

## Jameson 12' FG Series w/Quick Change Combo Kit

This pruner package allows you to go from sawing to pruning in seconds. This pruning package consists of a Jameson JA-14 pruning head (1-1/4" cut) complete with adapter and pull rope, a Jameson PS-3FP saw head complete with adapter and 13" Samurai blade, and two 6' FG series fiberglass poles.



Item # 21794

## Jameson 12' B-Lite Series w/Quick Change Combo Kit

This pruner package allows you to go from sawing to pruning in seconds. This pruning package consists of a Jameson JA-14 pruning head (1-1/4" cut) complete with adapter and pull rope, a Jameson PS-3FP saw head complete with adapter and 13" Samurai blade, and two 6' B-Lite series light weight fiberglass poles.



Item # 21798

# Power Pole Pruners

## 525PT5S



### 25.4cc Telescoping Pole Saw

Designed for professionals, the Husqvarna 525PT5S pole saw with telescopic shaft offers Husky's longest reach, with excellent ergonomics and superior balance to help you achieve high-end results with minimum effort. Easy to maneuver, the 25.4cc X-Torq engine ensures rapid acceleration and high torque with low emissions and low fuel consumption. Rear impact guard is plastic moulded handle that protects the engine from wear and damage. All Husqvarna pruners have adjustable automatic chain lubrication systems. Weighs in at 15.4 lbs excluding bar & chain and extends to 158". Comes complete with 12" bar and chain.

Item # HVH 525PT5S



## 525P5S



### 25.4cc Detachable Pole Saw

Designed for professionals, the Husqvarna 525P5S pole saw with detachable shaft gives you longer reach and easy transporting between work sites. Low weight, excellent ergonomics and superior balance help you work comfortably even with less accessible vegetation. Easy to maneuver, its X-Torq engine ensures rapid acceleration and high torque with low emissions and low fuel consumption. Rear impact guard is plastic moulded handle that protects the engine from wear and damage. All Husqvarna pruners have adjustable automatic chain lubrication systems. Weighs in at 14.1 lbs excluding bar & chain and extends to 138". Comes complete with 12" bar and chain.

Item # HVH 525P5S



## 525DEPS MADSAW



### 25.4cc Dielectric Pole Saw

Husqvarna's 525DEPS MADSAW dielectric pole saw is the first dielectric gas-powered pole saw that is individually tested to meet OSHA 1910.269. The MADSAW comes with 2 detachable shaft extensions, with excellent ergonomics and superior balance to help you achieve high end results with minimum effort. The 2 lengths gives the operator a 9 foot or 12.5 foot toolless switch-out option which reduces time spent otherwise climbing aloft. Easy to maneuver, its X-Torq engine ensures rapid acceleration and high torque with low emissions and low fuel consumption. The purposefully designed dielectric midsection can quickly disconnect from the cutting head and powerhead giving the operator the option to safely store the tool in many areas of the tree care truck or utility vehicle. Weighs in at 16.4 lbs excluding bar & chain. Reaches up to 150". Comes complete with 12" bar and chain.

Item # HVH 525DEPS



## 530IPT5



### 40Volt Telescopic Pole Saw

Husqvarna's battery pole saws are lightweight and designed for superior reach and balance. The inertia-balancing wheel reduces vibration, minimizing operator fatigue and providing an exceptional cutting performance. This Battery pole saw is for professionals with a long 16' reach (including the reach of the average user) and performance that surpasses petrol equivalents. Maximum performance and durability with low weight, excellent ergonomics and quiet operation for use in any location at any time of day. Battery and charger not included. Weighs in at 11 lbs excluding battery and bar & chain. Extends to 158". Comes complete with 12" bar and chain.

Item # HVH 530 IPT5



## Lithium-Ion Batteries & Chargers



Professional batteries from Husqvarna. Husqvarna professional series batteries are used in all of their battery powered handheld products. These batteries are designed to work in all weather conditions. Larger Amp hour batteries provide enough power to experience performance similar to gasoline powered products. Robust construction enables up to 1500 recharges with efficient cooling and intuitive 4-LED charge indicator. All batteries are interchangeable with handheld products.

Item #	Description
HVP 967 09 19 02	A) BLi200 40 Volt Battery (5 Amp Hours)
HVP 967 07 19 02	B) BLi300 40 Volt Battery (9 Amp Hours)
HVA 967 09 15 03	C) QC500 Quick Charge Battery Charger (120V Plug)
HVA 967 09 14 03	D) QC330 Quick Charge Battery Charger (120V Plug)
HVA 967 62 83 01	E) QC80F Battery Charger for 12V Socket





All Corona products on this page feature a Limited Lifetime Warranty

## A) Corona Professional Bypass Pruner

Forged steel hook and replaceable blade with lightweight forged aluminum handles. Ergonomic angled head for less bending of the wrist. Bypass design allows for closer, cleaner, and healthier cuts. 1" cutting capacity. *Limited lifetime warranty.*

Item #	Description
BP 4250	1" Diameter Bypass Pruner



## B) Corona ClassicCUT Bypass Pruners

These pruners feature replaceable, resharpenable Radial Arc bypass blades and are heat-treated with forged steel construction. Slant-ground, narrow-profile hook, precision-made, self-aligning pivot bolt. 1/2", 3/4" and 1" cutting capacity. *Limited lifetime warranty.*

Item #	Description
BP 3130	1/2" Diameter "Classic" Bypass Pruner
BP 3160	3/4" Diameter "Classic" Bypass Pruner
BP 3180	1" Diameter "Classic" Bypass Pruner



## C) Corona Ergo-Action Bypass Hand Pruner

This hand pruner from Corona was constructed with the pros in mind, and features a resharpenable, forged steel blade for long service life. It has an ergonomic angled pruning head for added comfort and reduced hand stress, with contoured handles for a non-slip grip. *Limited lifetime warranty.*

Item #	Description
BP 3640	Ergo-Action "Professional" 3/4" Bypass Pruner



## D) Corona Hi-Performance Vine/Orchard Loppers

These loppers "pull" material into the cutting zone, dramatically reducing the force required to cut. They feature replaceable, bolt-on elliptical aluminum handles and resharpenable, replaceable Radial Arc blades. *Limited lifetime warranty.*

Item #	Description
AL 8442	26" Length 2-1/4" Diameter Orchard Lopper
AL 8482	36" Length 2-1/4" Diameter Orchard Lopper



## E) Corona Compound Action Bypass Lopper with Extendable Handles

Increase your cutting power! These powerful loppers are lightweight with strong fiberglass extendable handles that extend from 21" to 33". They feature compound linkage that triples your cutting power, and resharpenable, 1-1/2" cutting capacity. *Limited lifetime warranty.*

Item #	Description
FL 3470	Extendable Handle Compound 1-1/2" Lopper



## F) Corona Professional Super-Duty Bypass Lopper

Cut up to 3" limbs with these professional quality, high performance bypass loppers! The blade and hook are made of heat-treated, drop forged alloy steel and can be resharpened. In many situations, these loppers can replace a hand saw. Quality hickory handles, 37" overall length. *Limited lifetime warranty.*

Item #	Description
WL 6490	Professional Super-Duty 3" Lopper



## G) Corona 5" Leather Pruner Scabbard

You can be a quick draw with those pruning shears. This scabbard is made from top grain leather and is stitched and riveted for durability. There is a belt clip and loops included. The universal design fits most hand pruners. *Limited lifetime warranty.*

Item #	Description
AC 7220	Leather Pruner Scabbard



## H) Corona Pruner Sharpening Tool

This carbide 5" file is ideal for sharpening all blades. Maintain your tools in confidence with the non-slip grip handle. You can maintain the factory beveled edge or angle of the cutting edge. Simply file the bevel edge from the pivot toward the tip four or five times and check the edge. File the flat side of the blade once, with the file against the blade, to remove burrs caused by sharpening. *Limited lifetime warranty.*

Item #	Description
AC 8300	Professional Blade Sharpening Tool



# Arborist Rope at Bailey's

## Arborist Rope From Bailey's

Bailey's offers a wide selection of tree climbing and rigging rope (also known as bull rope) from the top manufacturers in the industry. Whether you are a weekend climber, or a full time arborists, we have you covered. Arborist rope is one of those items that is usually used on a daily basis, so we want to help you get the perfect match. We have broken arborist rope down by the application (climbing rope/ bull rope) and construction type, which should help you determine which arborist rope fits your application.

### Basic Arborist Rope Construction Types

**3-Strand** Easily hand spliceable rope is abrasion resistant, but tends to rotate under tension. Often used as with ratchet rope pullers.

**12-Strand Solid Braid** First rope designed for the tree care industry. Good for both climbing and rigging. Sewn splicing only.

**12-Strand Hollow Braid** Easily hand spliced for slings and winch lines. Loose cover snags and picks when dragged over rough surfaces. Hand spliceable only.

**16-Strand** Common abrasion resistant climbing line. Usually incorporates a low stretch core. Can be hand spliced and sewn.

**24-Strand Double Braids** Used for climbing with mechanical ascenders. Remains round under tension, but tend to milk when first used. Hand spliceable and sewn.

**Kernmantle** These ropes are made of a low stretch core with a tightly woven cover. Arborist use them exclusively for SRS climbing. Sewn splicing only.

**Double Braid Rigging** Primary rigging line. Remains round under tension, but tend to milk when first used. Also used for block slings. Hand spliceable and sewn.



Photo: Academy-Trained President and Co-Founder Jared Abrojena discussing climbing techniques with Lake Romelli. Visit [academy-trained.com](http://academy-trained.com) for complete information on their arborist training programs and courses.




### Custom Splicing at Bailey's

Bailey's has a fully operational rigging and rope splicing shop in our Woodland, California warehouse. We hand splice and sew all kinds of synthetic rope from basic 3-strand to complicated double braids. Our splicing technicians are certified by the top rope manufacturers, including Samson, Teufelberger and Yale, and all Bailey's products are extensively tested by an outside third party. We also offer sewn eye splices from our industrial sewing machines. Sewn eye splices are usually more economical than hand splices, and can be done quickly if you are in a rush. We do custom work all the time, so don't be afraid to call and ask for a rope splicing technician.

Below is a list of our custom splicing options. Most climbing and rigging ropes are available with standard tight eye splices, but you can add custom splices to many of our ropes by calling a sales representative. Below is a list of our most common rope splice request. All splices are labeled with an ANSI information tag. Bailey's will only splice new (unused) arborist ropes.

Item #	Description
SPL 46592	Sewn Splice Tight Eye (12-Strand Solid Braid)
A) SPL 46593	Sewn Splice Tight Eye (16-Strand)
SPL 46594	Sewn Splice Tight Eye (24-Strand/Kernmantle)
SPL 46587	Sewn Splice Large Eye (12-Strand Solid Braid)
B) SPL 46588	Sewn Splice Large Eye (16-Strand)
SPL 46589	Sewn Splice Large Eye (24-Strand/Kernmantle)
C) SPL 46595	Hand Splice Tight Eye (16-Strand)
SPL 46596	Hand Splice Tight Eye (24-Strand)
D) SPL 46590	Hand Spliced Rigging Eye (12-Strand Hollow Braid)
SPL 46591	Hand Spliced Rigging Termination (12-Strand Hollow Braid)
E) SPL 46597	Hand Spliced Rigging Eye (Double Braid)
SPL 46598	Hand Spliced Rigging Termination (Double Braid)





## ARBORMAX Flame & Gator (11.7mm) Rope

ARBORMAX Flame and Gator 24-strand climbing ropes are the most popular climbing lines sold here at Baileys. We offer these 11.7 mm climbing lines in two highly visible colors, Flame (Bright Orange) and Gator (Bright Green). These climbing lines have a unique construction that stays round when pinched by mechanical climbing devices, yet they are unusually flexible and knot friendly. The double braid construction delivers one of the most static (low stretch) characteristics available in any arborist rope. These ropes are the perfect match for both SRS (Also know as SRT) and MRS climbing techniques. The 11.7 mm diameter is beefier than most other 11 mm lines, but still small enough to be used with most ascending and descending devices. Made in the U.S.A. exclusively for Bailey's by Yale Cordage.

<b>Rope Construction</b> - 24-Strand Double Braid
<b>Elongation</b> - 1.4% at 10% ABS
<b>Diameter</b> - 7/16" (11.7 mm)
<b>Weight</b> - 6.0 lbs/100'
<b>Average Strength</b> - 6,500 lbs (2,950 kg)

**= ARBORMAX®**




Item #	Description
<b>716BMF 120</b>	ARBORMAX Flame 120' Hank
<b>716BMF 120S</b>	ARBORMAX Flame 120' Hank with Sewn Tight Eye
<b>716BMF 120T</b>	ARBORMAX Flame 120' Hank with Hand Splice Tight Eye
<b>716BMF 150</b>	ARBORMAX Flame 150' Hank
<b>716BMF 150S</b>	ARBORMAX Flame 150' Hank with Sewn Tight Eye
<b>716BMF 150T</b>	ARBORMAX Flame 150' Hank with Hand Splice Tight Eye
<b>716BMF 200</b>	ARBORMAX Flame 200' Hank
<b>716BMF 200S</b>	ARBORMAX Flame 200' Hank with Sewn Tight Eye
<b>716BMF 200T</b>	ARBORMAX Flame 200' Hank with Hand Splice Tight Eye
<b>716BMF 600</b>	ARBORMAX Flame 600' Reel

Item #	Description
<b>716BMG 120</b>	ARBORMAX Gator 120' Hank
<b>716BMG 120S</b>	ARBORMAX Gator 120' Hank with Sewn Tight Eye
<b>716BMG 120T</b>	ARBORMAX Gator 120' Hank with Hand Splice Tight Eye
<b>716BMG 150</b>	ARBORMAX Gator 150' Hank
<b>716BMG 150S</b>	ARBORMAX Gator 150' Hank with Sewn Tight Eye
<b>716BMG 150T</b>	ARBORMAX Gator 150' Hank with Hand Splice Tight Eye
<b>716BMG 200</b>	ARBORMAX Gator 200' Hank
<b>716BMG 200S</b>	ARBORMAX Gator 200' Hank with Sewn Tight Eye
<b>716BMG 200T</b>	ARBORMAX Gator 200' Hank with Hand Splice Tight Eye
<b>716BMG 600</b>	ARBORMAX Gator 600' Reel

## Teufelberger Tachyon Ash (11.5mm) Rope

Teufelberger Tachyon Ash 24-Strand Climbing Rope is professional arborist static climbing rope. Thanks to its unparalleled feel and exceptional performance, its ideal for use with the latest mechanical systems and functions perfectly in combination with standard hardware designed for use with 11 mm ropes. Consists of a polyester cover which significantly improves friction hitch performance without "baginess". Inner core construction keeps the diameter consistent, even in the loaded state. Rope diameter of 11.5 mm is ideal for tree care operations as it ensures a better grip, thus reducing hand fatigue. Low stretch at low loads for less bounce while climbing.



<b>Rope Construction</b> - 24-Strand Double Braid
<b>Elongation</b> - 2.2% at 10% ABS
<b>Diameter</b> - 7/16" (11.5 mm)
<b>Weight</b> - 5.8 lbs/100'
<b>Average Strength</b> - 7,100 lbs (3,220 kg)

Item #	Description
<b>716KTA 120</b>	Tachyon Ash 120' Hank
<b>716KTA 120S</b>	Tachyon Ash 120' Hank with Sewn Tight Eye
<b>716KTA 120T</b>	Tachyon Ash 120' Hank with Hand Splice Tight Eye
<b>716KTA 150</b>	Tachyon Ash 150' Hank
<b>716KTA 150S</b>	Tachyon Ash 150' Hank with Sewn Tight Eye
<b>716KTA 150T</b>	Tachyon Ash 150' Hank with Hand Splice Tight Eye
<b>716KTA 200</b>	Tachyon Ash 200' Hank
<b>716KTA 200S</b>	Tachyon Ash 200' Hank with Sewn Tight Eye
<b>716KTA 200T</b>	Tachyon Ash 200' Hank with Hand Splice Tight Eye
<b>716KTA 600</b>	Tachyon Ash 600' Reel

## All Gear Cherry Bomb II (11.8mm) Rope

Economical arborist climbing rope from All Gear. Cherry Bomb II is a 24-strand braid polyester climbing line. The neon orange with red and silver tracer colors are great for visibility, and the neon orange center core is cabled and twisted for consistent firmness. Cherry Bomb II works well for both SRS/SRT and DRT climbing. It also gives you a good firm construction to keep the line round for very high performance.



<b>Rope Construction</b> - 24-Strand Double Braid
<b>Elongation</b> - 4.9% at 30% ABS
<b>Diameter</b> - 7/16" (11.8 mm)
<b>Weight</b> - 6.1 lbs/100'
<b>Average Strength</b> - 6,700 lbs (3,040 kg)

Item #	Description
<b>716CB2 120</b>	Cherry Bomb II 120' Hank
<b>716CB2 120S</b>	Cherry Bomb II 120' Hank with Sewn Tight Eye
<b>716CB2 120T</b>	Cherry Bomb II 120' Hank with Hand Splice Tight Eye
<b>716CB2 150</b>	Cherry Bomb II 150' Hank
<b>716CB2 150S</b>	Cherry Bomb II 150' Hank with Sewn Tight Eye
<b>716CB2 150T</b>	Cherry Bomb II 150' Hank with Hand Splice Tight Eye
<b>716CB2 200</b>	Cherry Bomb II 200' Hank
<b>716CB2 200S</b>	Cherry Bomb II 200' Hank with Sewn Tight Eye
<b>716CB2 200T</b>	Cherry Bomb II 200' Hank with Hand Splice Tight Eye
<b>716CB2 600</b>	Cherry Bomb II 600' Reel

# 16-Strand Climbing Rope

## Samson ArborMaster Blue Streak & Hawkeye



Professional arborist climbing rope from Samson. ArborMaster 16-strand climbing lines are designed to give the modern arborist a high strength, low stretch rope, that is abrasion resistant. We offer ArborMaster 16-strand climbing lines in two highly visible colors, Blue Streak and Hawkeye. This durable 16-strand line, offers maximum firmness for all climbing techniques. Providing an easy grip, ArborMaster has low stretch with excellent knot-holding capability. Samson weaves a specially treated polyester cover over a stabilized nylon core to give ArborMaster rope its amazing "non-milking" qualities. This means you don't need to trim this lines cover after using a friction hitch.

<b>Rope Construction</b> - 16-Strand w/Core
<b>Elongation</b> - 2.5% at 10% ABS
<b>Diameter</b> - 1/2" (12.5 mm)
<b>Weight</b> - 7.7 lbs/100'
<b>Average Strength</b> - 8,100 lbs (3,675 kg)



Item #	Description
<b>12ABS 120</b>	ArborMaster Blue Streak 120' Hank
<b>12ABS 120S</b>	ArborMaster Blue Streak 120' Hank with Sewn Tight Eye
<b>12ABS 120T</b>	ArborMaster Blue Streak 120' Hank with Hand Splice Tight Eye
<b>12ABS 150</b>	ArborMaster Blue Streak 150' Hank
<b>12ABS 150S</b>	ArborMaster Blue Streak 150' Hank with Sewn Tight Eye
<b>12ABS 150T</b>	ArborMaster Blue Streak 150' Hank with Hand Splice Tight Eye
<b>12ABS 200</b>	ArborMaster Blue Streak 200' Hank
<b>12ABS 200S</b>	ArborMaster Blue Streak 200' Hank with Sewn Tight Eye
<b>12ABS 200T</b>	ArborMaster Blue Streak 200' Hank with Hand Splice Tight Eye
<b>12ABS 600</b>	ArborMaster Blue Streak 600' Reel

Item #	Description
<b>12ABG 120</b>	ArborMaster Hawkeye 120' Hank
<b>12ABG 120S</b>	ArborMaster Hawkeye 120' Hank with Sewn Tight Eye
<b>12ABG 120T</b>	ArborMaster Hawkeye 120' Hank with Hand Splice Tight Eye
<b>12ABG 150</b>	ArborMaster Hawkeye 150' Hank
<b>12ABG 150S</b>	ArborMaster Hawkeye 150' Hank with Sewn Tight Eye
<b>12ABG 150T</b>	ArborMaster Hawkeye 150' Hank with Hand Splice Tight Eye
<b>12ABG 200</b>	ArborMaster Hawkeye 200' Hank
<b>12ABG 200S</b>	ArborMaster Hawkeye 200' Hank with Sewn Tight Eye
<b>12ABG 200T</b>	ArborMaster Hawkeye 200' Hank with Hand Splice Tight Eye
<b>12ABG 600</b>	ArborMaster Hawkeye 600' Reel

## Teufelberger Braided Safety Blue Hi-Vee



Professional arborist climbing rope from Teufelberger. Braided Safety Blue Hi-Vee is the fluorescent orange version of Braided Safety Blue. Originally designed in the 90's by New England Ropes, Braided Safety Blue still has a huge following, which is a testament to the quality and design. Braided Safety Blue has a cover of tightly plied polyester surrounding polyolefin cores, which significantly reducing weight without compromising firmness and roundness. The ropes name comes from the blue safety core yarns, which act as a warning flag should rope become heavily abraded or cut.



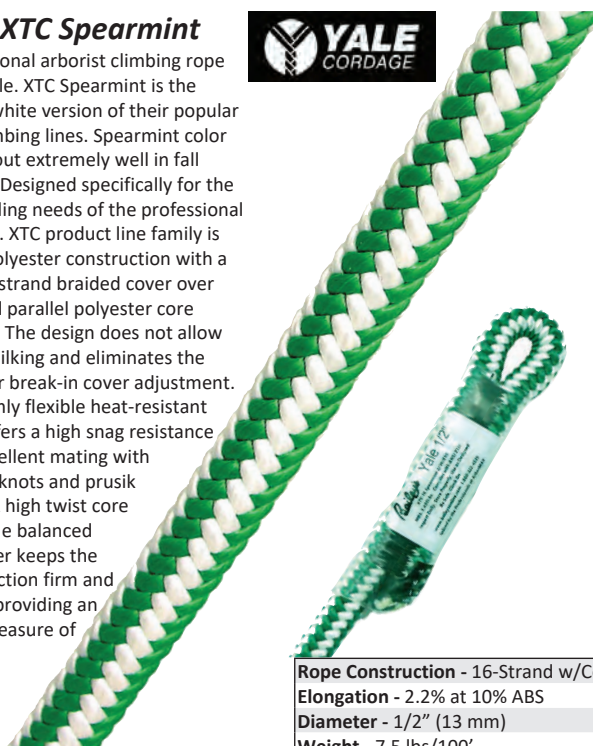
<b>Rope Construction</b> - 16-Strand w/Core
<b>Elongation</b> - 2.7% at 10% ABS
<b>Diameter</b> - 1/2" (12 mm)
<b>Weight</b> - 7.0 lbs/100'
<b>Average Strength</b> - 7,000 lbs (3,175 kg)

Item #	Description
<b>12BHV 120</b>	Braided Safety Blue Hi-Vee 120' Hank
<b>12BHV 120S</b>	Braided Safety Blue Hi-Vee 120' Hank with Sewn Tight Eye
<b>12BHV 120T</b>	Braided Safety Blue Hi-Vee 120' Hank with Hand Splice Tight Eye
<b>12BHV 150</b>	Braided Safety Blue Hi-Vee 150' Hank
<b>12BHV 150S</b>	Braided Safety Blue Hi-Vee 150' Hank with Sewn Tight Eye
<b>12BHV 150T</b>	Braided Safety Blue Hi-Vee 150' Hank with Hand Splice Tight Eye
<b>12BHV 200</b>	Braided Safety Blue Hi-Vee 200' Hank
<b>12BHV 200S</b>	Braided Safety Blue Hi-Vee 200' Hank with Sewn Tight Eye
<b>12BHV 200T</b>	Braided Safety Blue Hi-Vee 200' Hank with Hand Splice Tight Eye
<b>12BHV 600</b>	Braided Safety Blue Hi-Vee 600' Reel

## Yale XTC Spearmint



Professional arborist climbing rope from Yale. XTC Spearmint is the green/white version of their popular XTC climbing lines. Spearmint color stands out extremely well in fall foliage. Designed specifically for the demanding needs of the professional arborist. XTC product line family is an all polyester construction with a firm 16 strand braided cover over bundled parallel polyester core strands. The design does not allow cover milking and eliminates the need for break-in cover adjustment. This firmly flexible heat-resistant rope offers a high snag resistance and excellent mating with friction knots and prusik loops. A high twist core of torque balanced polyester keeps the construction firm and round, providing an extra measure of safety.



<b>Rope Construction</b> - 16-Strand w/Core
<b>Elongation</b> - 2.2% at 10% ABS
<b>Diameter</b> - 1/2" (13 mm)
<b>Weight</b> - 7.5 lbs/100'
<b>Average Strength</b> - 6,200 lbs (2,800 kg)

Item #	Description
<b>12XTS 120</b>	XTC Spearmint 120' Hank
<b>12XTS 120S</b>	XTC Spearmint 120' Hank with Sewn Tight Eye
<b>12XTS 120T</b>	XTC Spearmint 120' Hank with Hand Splice Tight Eye
<b>12XTS 150</b>	XTC Spearmint 150' Hank
<b>12XTS 150S</b>	XTC Spearmint 150' Hank with Sewn Tight Eye
<b>12XTS 150T</b>	XTC Spearmint 150' Hank with Hand Splice Tight Eye
<b>12XTS 200</b>	XTC Spearmint 200' Hank
<b>12XTS 200S</b>	XTC Spearmint 200' Hank with Sewn Tight Eye
<b>12XTS 200T</b>	XTC Spearmint 200' Hank with Hand Splice Tight Eye
<b>12XTS 600</b>	XTC Spearmint 600' Reel





Photo: Academy-Trained President and Co-Founder Jared Abrojena demonstrating the SRS climbing technique in Santa Rosa, CA. Visit [academy-trained.com](http://academy-trained.com) for complete information on their arborist training programs and courses.

## Teufelberger Xstatic (11.7mm) Kernmantle

Professional arborist climbing rope from Teufelberger. Xstatic is a static rope designed specifically for Stationary Rope System (Also known as SRT) climbing. The special kernmantle construction maintains high tensile strength with minimum elongation. Xstatic also provides better control for sleek descents and makes retrieval smooth and easy even with multiple redirects. With this rope you will focus your strength and skills where they belong: efficiently taking care of the tree, not worrying about climbing. It is the perfect choice for both an SRS/SRT access line and work positioning line. Available with sewn splices only.

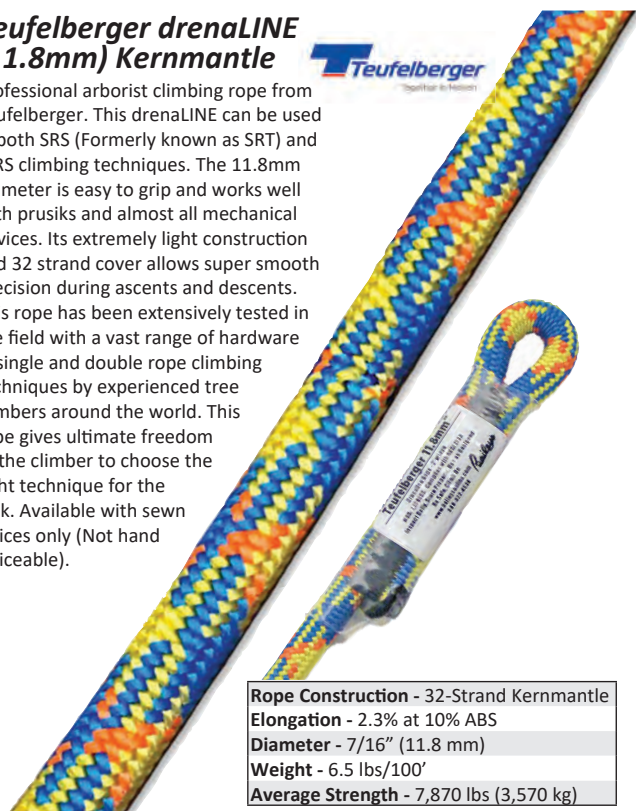


<b>Rope Construction - Kernmantle</b>
<b>Elongation - 1.4% at 10% ABS</b>
<b>Diameter - 7/16" (11.7 mm)</b>
<b>Weight - 7.1 lbs/100'</b>
<b>Average Strength - 7,190 lbs (3,260 kg)</b>

Item #	Description
716XST 120	Xstatic Kernmantle 120' Hank
716XST 120S	Xstatic Kernmantle 120' Hank with Sewn Tight Eye
716XST 150	Xstatic Kernmantle 150' Hank
716XST 150S	Xstatic Kernmantle 150' Hank with Sewn Tight Eye
716XST 200	Xstatic Kernmantle 200' Hank
716XST 200S	Xstatic Kernmantle 200' Hank with Sewn Tight Eye
716XST 600	Xstatic Kernmantle 600' Reel

## Teufelberger drenaline (11.8mm) Kernmantle

Professional arborist climbing rope from Teufelberger. This drenaline can be used in both SRS (Formerly known as SRT) and MRS climbing techniques. The 11.8mm diameter is easy to grip and works well with prusiks and almost all mechanical devices. Its extremely light construction and 32 strand cover allows super smooth precision during ascents and descents. This rope has been extensively tested in the field with a vast range of hardware in single and double rope climbing techniques by experienced tree climbers around the world. This rope gives ultimate freedom to the climber to choose the right technique for the task. Available with sewn splices only (Not hand spliceable).



<b>Rope Construction - 32-Strand Kernmantle</b>
<b>Elongation - 2.3% at 10% ABS</b>
<b>Diameter - 7/16" (11.8 mm)</b>
<b>Weight - 6.5 lbs/100'</b>
<b>Average Strength - 7,870 lbs (3,570 kg)</b>

Item #	Description
716DL 120	drenaline Kernmantle 120' Hank
716DL 120S	drenaline Kernmantle 120' Hank with Sewn Tight Eye
716DL 150	drenaline Kernmantle 150' Hank
716DL 150S	drenaline Kernmantle 150' Hank with Sewn Tight Eye
716DL 200	drenaline Kernmantle 200' Hank
716DL 200S	drenaline Kernmantle 200' Hank with Sewn Tight Eye
716DL 600	drenaline Kernmantle 600' Reel

## Yale Kernmaster Phantom (11.0mm) Kernmantle

Yale Phantom rope is a special color pattern of the all-polyester Kernmaster. Ascend with minimal stretch and bounce thanks to the polyester core. Excellence in design and construction sets this super-static rope apart from the competition in performance. The distinctive color pattern sets it apart in appearance. This special edition of the popular Kernmaster from Yale has a polyester core, making it a super-static SRS line. Excellent if you want minimal stretch in your SRS line. Smooth jacket will work flawlessly in your favorite ascenders or hybrid devices. The core of this rope is red, making it easy to distinguish from nylon-core Kernmasters, and can aid in inspecting the outer jacket. Available with sewn splices only (Not hand spliceable).



<b>Rope Construction - 48-Strand Kernmantle</b>
<b>Elongation - 1.5% at 10% ABS</b>
<b>Diameter - 7/16" (11.0 mm)</b>
<b>Weight - 6.0 lbs/100'</b>
<b>Average Strength - 6,760 lbs (3,065 kg)</b>

Item #	Description
716KPH 120	Kernmaster Phantom 120' Hank
716KPH 120S	Kernmaster Phantom 120' Hank with Sewn Tight Eye
716KPH 150	Kernmaster Phantom 150' Hank
716KPH 150S	Kernmaster Phantom 150' Hank with Sewn Tight Eye
716KPH 200	Kernmaster Phantom 200' Hank
716KPH 200S	Kernmaster Phantom 200' Hank with Sewn Tight Eye
716KPH 600	Kernmaster Phantom 600' Reel



## Petzl ZigZag Mechanical Prusik

The Petzl Zigzag is a popular and top performing mechanical climbing device. Functioning just like a classic prusik in Moving Rope Systems, also called Doubled Rope Technique, the Zigzag is intuitive and easy to use. Performing ad operating just like a prusik and pulley system, the Zigzag is a favorite among arborists with mechanical devices. The friction chain provides precision and fluidity when moving around. The pulley is mounted on sealed ball bearings to allow the slack to be taken up easily. Can be used in either a MRS (Moving Rope System), or SRS (Stationary Rope System) when used with the Petzl Chicane. The release lever provides easy adjustments and great control when moving around the canopy or bombing out of the tree. Fits climbing lines from 11.5mm to 13mm in diameter. Available in standard or ZigZag Plus, which includes a swivel.

Item #	Description
PZL D022AA00	Petzl ZigZag Mechanical Prusik
PZL D022BA00	Petzl ZigZag Plus Mechanical Prusik



Photo: Academy-Trained President and Co-Founder Jared Abrojena working a Rope Runner Pro on Cherry Bomb II. Visit [academy-trained.com](http://academy-trained.com) for complete information on their arborist training programs and courses.

## Singing Tree Rope Wrench by ISC



The Singing Tree Rope Wrench is a revolutionary SRS (Also know as SRT) climbing tool. The Rope Wrench simplifies your single rope ascent, especially when combined with a tether. The Rope Wrench comes with a mid-line pin to allow quick installation on your climbing line, and the hex-head bolt allows for quick installation of a tether. We recommend a purchasing an At Height stiff tether (sold separately) to manage your Rope Wrench. Single eye tethers are perfect for use with a Pinto pulley, while double eye tethers are ideal for use with a three hole pulley such as the DMM Hitch Climber. Not intended for use by persons novice to SRS technique. Fits climbing lines from 11mm to 13mm in diameter.

Item #	Description
RP280	Singing Tree Rope Wrench
AHT 8351ST2	Rope Wrench Tether (Single Eye)
AHT 8351ST4	Rope Wrench Tether

## Rope Wrench SRS Kit

This kit includes everything you need to begin SRS climbing with the Rope Wrench. Use this kit as a starting point for your SRS system and add additional ascenders, descenders and tethers, to create a safe climbing system that best fits your local canopy and climbing techniques.

### Kit Includes:

- (2) DMM Ultra O Carabiners
- (1) DMM Hitch Climber
- (1) 30" 8mm Bee-line Prusik
- (1) Double Stiff Tether
- (1) Singing Tree Rope Wrench

Item # 27927



## Rock Exotica Akimbo

The Akimbo is a unique arborist climbing tool that enables the climber to ascend, descend and position on both stationary rope and moving rope systems. It features rope contact surfaces (Upper and Lower Bollards) that adjust to accommodate a wide range of rope sizes to suit the climber's needs or preferences, all without tools or disassembling components. The Bollards can also be adjusted to increase or decrease friction to accommodate changes in climber weight, changes in environment, or adjust for natural wear of the Akimbo's contact surfaces. It opens easily to remove or install a rope mid-line in seconds, and compresses back down into a compact form factor both on and off the rope. Fits climbing lines from 11.5mm to 13mm in diameter. See Akimbo website for a list of approved arborist ropes.

Item # RXA RG80

## Rope Runner Pro by Notch

The Rope Runner Pro has been re-engineered with original inventor Kevin Bingham for a next-generation climbing device. The Rope Runner Pro is mid-line attachable, and approved for both SRS and MRS climbing. Multiple friction settings allow you to customize the performance. The geometry of the top has been improved for comfortable, one-handed descent. Steel bollards allow for smoother descent and a reduced break-in period. Integrated SRS harness attachment point and one-piece design with retained slic pin. Every feature of the rope runner pro has been looked at for ergonomics, performance, and rope-friendly surfaces.

Item # 53420







## Petzl Chicane Braking Device



The Chicane auxiliary braking device allows ZigZag and ZigZag Plus mechanical prusiks to be used on single ropes. It provides continuous additional friction on descents. The excellent compatibility of the CHICANE and mechanical prusik as an assembled unit ensures smooth rope glide through the brake during ascents. The ergonomic handle provides excellent grip and facilitates movement while limb walking. Thanks to the openable side plate, installation is quick and easy.

Item # PZL D022CA00

## HAAS Velox Ascent System

The HAAS Velox Ascent System uses a bungee strap to tend an ascender knee height with an adjustable foot loop attached. Combined with a foot ascender on your dominant side, you can climb quickly and easily in SRS or MRS systems. Many climbers prefer this method of ascent to a traditional rope walker, as the HAAS makes climbing more intuitive and easier to coordinate. The HAAS Velox has been updated into a one-size-fits all knee ascender with 30 inches of bungee elongation for a smooth return and rapid ascent. Adjustable foot strap, CT ascender, brass snap. Bungee is quickly replaceable without tools. HAAS Velox works with ropes up to 13mm (1/2") in diameter.

Item # VELOX



## Petzl Pantin Foot Ascender

Petzl's Pantin foot ascender has been updated in 2016 with improved performance and a separate catch (sold separately) which can be added to help keep the pantin on the rope during ascents. The Pantin is super-sleek and low-profile, and quick to get install and remove from the rope, and easily adjustable with friction buckles. Works with ropes from 8mm to 13mm.

Item #	Description
B02 C RA	Pantin Foot Ascender (Right)
B02 C LA	Pantin Foot Ascender (Left)
PZL B002200	Catch for Pantin (Right)
PZL B002210	Catch for Pantin (Left)

Right Foot



Left Foot



Left Foot



Right Foot



## CT Quick Step Foot Ascender

The Quick Step foot ascender from Climbing Technology comes with fully-adjustable webbing, reinforced on the bottom with tubular webbing. The Quick Step is balanced to avoid twisting, and can be removed from the line with a simple, backwards motion. Works with ropes up to 13mm.

Item #	Description
2D654D	Right Foot Ascender
2D654S	Left Foot Ascender

Right Foot



Left Foot



## Petzl Ascension Hand Ascenders

Petzl Ascension ergonomic design of the handle makes them nicer to use on long climbs. Toothed cam is easily engaged with a thumb lever and gives excellent traction on ropes. Wide opening allows the handle to be easily grasped, even with thick gloves. Ergonomic upper part to maximize power when pulling with two hands. Two holes of different sizes provide attachment points for slings. Safety catch is totally integrated into the body of the ascender to help prevent snagging. Light-weight aluminum construction. Sold individually.

Item #	Description
PZL B17 ARA	Ascension Hand Ascender (Right)
PZL B17 ALA	Ascension Hand Ascender (Left)

Right Hand



Left Hand




## 4SRT Chest Harness

The 4SRT Chester is such an efficient and effective chest harness designed for SRS (Also known as SRT) climbing. It is adjustable to fit your size and offers multiple front loops for you to decide where to hook into. This is a minimal, lightweight chest harness with maximum flexibility for tending your climbing device. Small carabiner sold separately.

Item #	Description
4SRT	Chest Harness (Standard 36" - 46")
4SRT LG	Chest Harness (Large 46" - 52")
DMM A531GR	XSRE Mini Non-Locking Carabiner





A

## A) ARBORMAX 11mm Tri-Tech Flipline Lanyard with Snap =ARBORMAX®

Professional work safety lanyard from ARBORMAX. This lightweight lanyard is made of 11mm Sterling Tri-Tech, sewn with a double locking aluminum rope snap and thimble. Sterling Tri-Tech features a unique Technora sheath, Dyneema inner jacket and nylon core. By combining the abrasion-resistant sheath over a high-strength inner jacket and pliable core that is strong and durable, yet still supple enough to move and position easily. Easily adjusts in length by adding a hip prusik or rope grab. Other snap options available online.

Item #	Description
716TTS 10	Tri-Tech Work Positioning Lanyard (10') with Aluminum Snap
716TTS 12	Tri-Tech Work Positioning Lanyard (12') with Aluminum Snap
716TTS 14	Tri-Tech Work Positioning Lanyard (14') with Aluminum Snap
716TTS 16	Tri-Tech Work Positioning Lanyard (16') with Aluminum Snap



B

## B) ARBORMAX 1/2" Hi-Vee Flipline Lanyard with Snap =ARBORMAX®

Professional work positioning safety lanyard from ARBORMAX. This lightweight lanyard is made of Teufelberger 16-Strand Braided Safety Blue Hi-Vee, spliced with a double locking Aluminum rope snap and thimbles. Easily adjusts in length by adding a hip prusik or rope grab. Other snap options available online.

Item #	Description
12SBHL 10	Hi-Vee Work Positioning Lanyard (10') with Aluminum Snap
12SBHL 12	Hi-Vee Work Positioning Lanyard (12') with Aluminum Snap
12SBHL 14	Hi-Vee Work Positioning Lanyard (14') with Aluminum Snap
12SBHL 16	Hi-Vee Work Positioning Lanyard (16') with Aluminum Snap



C

## C) ARBORMAX 3/4" Dacron Flipline Lanyard with Snap =ARBORMAX®

Traditional flipline from ARBORMAX. The 3-strand Dacron (polyethylene) flipline has been the standard flipline of the industry for decades. Dacron is stiff, wears well and is easy to flip. This Dacron flipline has a steel rope snap spliced on one end and is back spliced on the other. Add a hip prusik or rope grab to this flipline to make it adjustable.

Item #	Description
BFS 3415	3-Strand Dacron Flipline Lanyard (15') with Steel Snap
BFS 3420	3-Strand Dacron Flipline Lanyard (20') with Steel Snap
BFS 3425	3-Strand Dacron Flipline Lanyard (25') with Steel Snap



D

## D) Petzl Micrograb Rope Grab

The Petzl Micrograb is an ascender designed for permanent installation onto a rope. Micrograbs are usually installed on wire core fliplines, replacing a prusik hitch and giving you an adjustable lanyard. Installation is usually done by removing the cam with a wrench, installing the body on the rope or flipline and bolting the cam back on. This prevents accidental disengagement of this device. Connect to the rope grab with a certified carabiner. The steel cable acts as a spring to keep the cam tight on the rope. The body is made of lightweight anodized aluminum. Individually tested and CE approved.

Item #	Description
PZL B53A	Micrograb (3/8" - 1/2" Rope)



E


## E-F) Rock Exotica RockGrab 90° Rope Grabs

These are an innovative twist on the basic rope grab. Rock Exotica presents the RockGrab with a 90° cam attachment hole as the next generation of rope grab/adjusters. They are designed to be left on the rope. Perfect for horizontal lines. The body and jaw are CNC machined from solid aluminum alloy and anodized. The axle is stainless steel. They feature the Curved Cam Interface which they pioneered to clamp the rope over a larger surface area than traditional rope grabs.

Item #	Description
E) RXA RG2 90	RockGrab 90° (3/8" - 1/2" Rope)
F) RXA RG4 90	RockGrab 90° (5/8" Rope)



F



G

## G) Gibbs Ascender Rope Grabs

Gibbs Ascenders are intended for fliplines and load hauling where extra strength is required. Gibbs Ascenders are designed not to slip. They hold well on iced and muddy ropes. Their simple, durable construction makes them almost fool proof. They are easy to assemble on the rope, yet will not come off unexpectedly. They can be rigged in all the standard methods for mechanical prusiks.

Item #	Description
GB 3SB	Ascender (7/16" - 1/2" Rope)
GB 4SB	Ascender (5/8" - 3/4" Rope)





## Eye to Eye Tails



These prusiks have two tightly sewn or hand spliced eyes, which fit snugly over many oval carabiners, to keep everything nice and tidy. Other sizes are available. Call or see our website for details.




Image	Item #	Description	Diameter	Tensile Strength	Cover Melt	Splice Type	Lengths
A	BL8E2	Yale Bee-Line	5/16" (8 mm)	6,500 lbs	800 F	Sewn Splice	24" 26" 28" 30" 32"
B	BL10E2	Yale Bee-Line	3/8" (10 mm)	7,500 lbs	800 F	Sewn Splice	28" 30" 32" 34"
C	OP8E2	Ocean Polyester	5/16" (8 mm)	5,000 lbs	480 F	Sewn Splice	28" 30" 32"
D	EC93E2	EpiCord	3/8" (9.3 mm)	7,700 lbs	480-930 F	Sewn Splice	28" 30" 32"
E	HRC8E2	HRC ThermaShield	5/16" (8 mm)	7,250 lbs	1,000 F	Sewn Splice	28" 30" 32"
F	RIT9E2	Sterling RIT	3/8" (9 mm)	7,000 lbs	930 F	Sewn Splice	28" 30" 32"

## ARBORMAX Gator 11.7mm

### Work Positioning Lanyard

Professional work positioning safety lanyard from ARBORMAX. This lightweight lanyard is made of 11.7 mm ARBORMAX Gator 24-Strand Braided climbing line, spliced with a double locking aluminum rope snap, Petzl OK Triact-lock aluminum carabiner, Petzl mirco rope grab, and thimbles. Choose from 10', 12' or 14' lengths.

Item # 716AGF



## Climb Right Wire-Core Flipline with Swivel Steel Snap

Wire core flipline (also known as steel core) from Climb Right. Wire core fliplines are very popular lanyard systems because they flip easily around trees, and they offer a higher level of cut resistance as compared to standard rope lanyards. Climb Right wire core fliplines are made with a 16-strand synthetic rope cover braided over 1/4" steel cable and held securely in place with a swagged fitting. Each Climb Right wire core flipline is individually load tested to 650 lbs. These fliplines come with a steel swivel snap on one end. Match one up with a hip prusik or mechanical rope grab, and you have a great adjustable lanyard system.

**Warning: Not to be used near electrical hazards!**

Choose from 8', 10', 12', 15' and 18' lengths.

Item #	Description
CRL 12	1/2" Wire Core Flipline with Swivel Snap
CRL 58	5/8" Wire Core Flipline with Swivel Snap



## Teufelberger HipStar Flex Light 11.5mm

Professional work positioning safety lanyard from Teufelberger. The HipStar Flex Light is a multi-functional and certified lanyard that takes advantage of the "Hitch Climber System" for length adjustment. The HipStar Flex Light is supplied with lanyard, 2 locking carabiners, pulley, and prusik.

Item # 7350239



## Yale Maxi-Flip Wire-Core Flipline with Swivel Steel Snap

Premium wire-core flipline from Yale. Maxi-Flip fliplines feature hand spliced Flemish eyes, which have a higher strength rating and less wear fatigue than a swagged eyes. The 12-strand synthetic rope cover is braided over 3/16" steel cable and held securely in place with a press fitting. A Swivel snaps is attached to a steel thimble at one end. The cover with Maxi-Jacket coating is a proven performer with high wear resistance and consistent, comfortable hand grip characteristics. Match one up with a hip prusik or mechanical rope grab, and you have a great adjustable lanyard system.

**Warning: Not to be used near electrical hazards!**

Choose from 8', 10', 12', 15' and 18' lengths.

Item #	Description
YMF 12	1/2" Wire Core Flipline with Swivel Snap
YMF 58	5/8" Wire Core Flipline with Swivel Snap
YMF 34	3/4" Wire Core Flipline with Swivel Snap




## A) ARBORMAX Cherry Bomb Adjustable Friction Saver

**=ARBORMAX**

Adjustable and retrievable friction saver anchor from ARBORMAX. The adjustable friction saver is made of 11.8mm Cherry Bomb II rope with a large aluminum ring sewed onto one end and a HRC loop prusik with small aluminum ring on the other. When working with a limb overhead, you can quickly adjust your height by moving the HRC ring bound loop prusik along the sling. Comes complete with a retrieval ball. Because of the different-sized rings, you can retrieve the entire system from the tree once back on the ground.

Item #	Description
ACBFS12 7	Cherry Bomb Adjustable Friction Saver (7') with Retriever
ACBFS12 10	Cherry Bomb Adjustable Friction Saver (10') with Retriever
ACBFS12 14	Cherry Bomb Adjustable Friction Saver (14') with Retriever

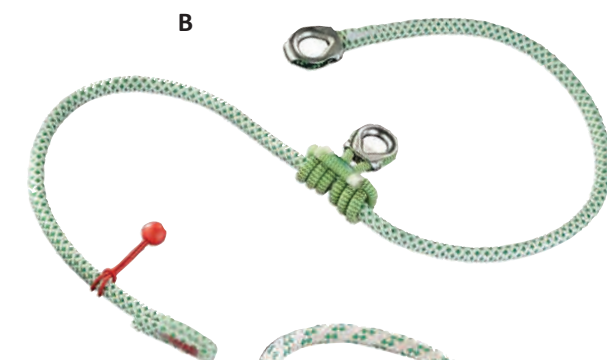


## B) Teufelberger FimblSaver Adjustable Friction Saver



The Teufelberger FimblSaver is an adjustable friction saver with several unique advantages. The prusik allows for quick and easy adjustment, and can also be used for climb line positioning during removals. The ability to adjust the fimblSaver for the size of limb, branch, or trunk of a tree provides less friction and better angles of work positioning with your climbing rope. The two stainless steel thimbles of the fimblSaver ensure that the climbing rope will run smoothly during work in the canopy. Can be set and retrieved from the ground like most other friction savers. Includes a retrieval ball.

Item #	Description
735084 2	FimblSaver Adjustable Friction Saver (4') with Steel Rings
735084 3	FimblSaver Adjustable Friction Saver (6.5') with Steel Rings



## C) Teufelberger PulleySaver Adjustable Friction Saver



The Teufelberger PulleySAVER is a system for saving friction on ropes, which can be used in many configurations and greatly aids working the tree. The attachment as anchor point on a tree can be implemented in four different configurations, depending on the specific application: as swinging element in a double leg configuration, as chock hitch, wound around in a double leg configuration, or narrowed in a double leg configuration. Easily retrieved from the ground.

Item #	Description
7350835	PulleySaver Adjustable Friction Saver (7.5') with Steel Rings



## D) Buckingham Aluminum Ring Friction Savers



Eliminate burning your climbing lines as well as the trees cambium layer. The Buckingham friction saver is easily installed in the crotch of a tree with the help of throw line and weight. The fat aluminum rings protect your rope from unnecessary wear. Load rated to 5,000 lbs. 500 lbs. safe working load. Color coded tail makes for easy identification from below. Instructions included. For personal support only.

Item #	Description
21145 24	24" with Aluminum Ring
21145 36	36" with Aluminum Ring
21145 48	48" with Aluminum Ring
21145 72	72" with Aluminum Ring




## E) ARBORMAX HRC Ring Bound Loop Prusik

**=ARBORMAX**

ARBORMAX HRC ring bound loop prusiks are a popular friction hitch for lanyards, friction savers and anchors. This prusik has a 28mm aluminum ring sewn in place, which is used for adjustment. HRC (Heat Resistant Cord) ThermaShield is constructed of a spun Technora/Nomex cover, with a Vectran core. The Technora/Nomex cover is very heat resistant. Combined with the high strength, low stretch Vectran core, HRC offers a long wearing, fuzzy gripping professional hitch cord. HRC works best with 7/16" (11mm - 11.8mm) climbing rope.

Item #	Description
ARB SC08	8mm HRC Ring Loop Prusik





## ARBORMAX

### ARBORMAX D-Ring Throw Line Weight

ARBORMAX throw line weights begin with lead shot enclosed in waterproof latex. Then it is covered with an aerodynamic cordura (coated for durability and weather resistance) shell and sewn with high-strength thread to reduce stretching.

Available in 5 weights:  
8oz (Blue), 10oz (Black), 12oz (Orange), 14oz (Green) and 16oz (Red)

Item # SPY TW



## ARBORMAX

### ARBORMAX Folding Cube Throw Line Kit

This Kit comes with everything you need to get your line set in a tree.

Kit Includes:

- (1) ARBORMAX Folding Throw Line Cube
- (1) Samson Zing-It Throw Line (1.75mm) 180'
- (1) ARBORMAX D Ring Throw Weight (8oz)
- (1) ARBORMAX D Ring Throw Weight (12oz)

Item # AMTRB Z175



### Weaver Throw Weight & Line Combo

This economically priced combination includes one 12 oz. or 16 oz. throw weight and 150 feet of 1/8" polyethylene line (Slickline).

Item #	Description
98327	12 oz Weaver Throwline Combo
98329	16 oz Weaver Throwline Combo

### Samson Zing-It Throw Line


Zing-It is an extremely high strength, low stretch, and abrasion resistance line made from Dyneema® fiber that still has a small diameter and is light weight. It is designed specifically for professional arborist's and is one of the most trusted and widely used throw lines in the Arborist world.

Item #	Description
2220 180	2.2mm, 180'
2175 180	1.75mm, 180'
2220 1000	2.2mm, 1,000'



## BIGshot

THROW WEIGHT LAUNCHER



### Teufelberger dynaGLIDE Throw Line



dynaGLIDE is a hollow braid 1.8mm throw line made of 100% Dyneema® fiber with extremely high tensile strength and very low stretch. The hi-visibility, pre-stretched and tension set 12-strand cord is treated with a Polyurethane coating for better abrasion resistance which results in a snag-resistant line that glides easily over the crotch of a tree for better performance with lighter throw weights. 1,000 lbs breaking strength.

Item #	Description
D200 GRN 150	Green 150'
D200 ORG 150	Orange 150'
D200 GRN 200	Green 200'
D200 ORG 200	Orange 200'



## ARBORMAX

### ARBORMAX Folding Throw Line Cube

This ARBORMAX Folding Throw Line Cube features one large outside storage pocket, two smaller interior pockets as well as an interior Velcro strap and D-ring for securing the end of your throw line. Opens to a large 16-1/2" cube and can be folded into a small triangle that secures with a Velcro strap.

Item # TRB



Launch your throw weight over a tree limb with great accuracy. Vertical distances of over 100' are easily achieved. Designed for throw weights ranging from 8 to 16 oz The head is designed to fit quick connect fiberglass poles (not for use with wooden poles). Unit comes complete with two 4' fiberglass poles and instructions. Works best with 10 oz throw weights.

Item #	Description
21430	Big Shot Throw Weight Launcher
21431	Replacement Pouch/Tubing



A



B



C



D



E



F



G



H



I



J



K

## A-B) DMM Hitch Climber Pulleys

The DMM Hitch Climber Pulley is specifically made for professional arborist. With three carabiner holes, the Hitch Climber can be the center of many great SRS and MRS climbing systems. It can also be used for slack tending and generating mechanical advantage for rescue and gear hauling, not to mention improving work-positioning systems. We offer this pulley in the Classic form, or the new Eccentric version. The Eccentric version has optimized fairlead flairs that direct rope toward the sheave and improves slack handling. Should only be used with spliced-eye climbing lines.



Item #	Description
A) DMM 100R	Classic Hitch Climber
B) DMM PUL500	Eccentric Hitch Climber Pulley Steel Rings

## C-D) CMI Micro Pulleys

CMI micro pulleys have a multitude of uses, but their primary function is to become a slack tender on a friction hitch. The side plates swing open to allow placement anywhere on the line. The aluminum cheeks have 7/8" hole for a carabiner. A double lock nut hold everything together on an aluminum axle. The aluminum sheave is 1-1/4" in diameter and held in place by a bronze bushing. We offer these pulleys in two styles, Classic and the wide cheek Prusik version.



Item #	Description
C) RP110	Micro Pulley
D) RP137	Micro Prusik Pulley

## E-F) Petzl Fixe Micro Pulleys

Petzl Fixe micro pulley has a multitude of uses, but it is primary used as a slack tender on a friction hitch. This pulley has fixed anodized aluminum cheeks (hence the name fixed), with 5/8" holes for a carabiner. The aluminum sheave is 1-1/4" in diameter and held in place by a self lubricated bronze bushing. The fixed cheeks are fairly close together at the top, so you must thread a 1/2" climbing line through the side. Each pulley is individually inspected for quality and CE approved.



Item #	Description
E) P05W	Fixe Micro Pulley (Yellow)
F) P05WN	Fixe Micro Pulley (Black)

## G-J) DMM Pinto Pulleys

DMM Pinto pulleys are known for their high strength and sleek design. Rounded anchor holes work great with custom spliced terminations or carabiners. Fairlead flares and rounded cheek plate edges help maintain high working efficiency, and attachment holes reduce the probability of carabiner rotation. Use spacers to keep side plates from pinching during loading. We recommend using oval shaped carabiners with these pulleys.



Item #	Description
G) DMM 110	Pinto Pulley (up to 1/2" rope)
H) DMM 120	Pinto Rig Pulley (up to 5/8" rope)
I) DMM 110SP	Spacer for Pinto Pulley (12mm)
J) DMM 120SP	Spacer for Pinto Rig Pulley (14mm)

## K) Rock Exotica Hydra Swivel Pulley

The Hydra combines the functionality of a swivel pulley with the attachment options of a rigging plate. The Hydra can be useful in many different applications, from being a smooth rolling attachment point on your rope bridge, to making a fantastically efficient and adaptable lanyard adjuster. The Hydra weighs less than 20oz and is milled from T6 aluminum. Its three attachment points are rubber lined to hold carabiners snugly and prevent cross-loading. One downside to the Hydra Pulley is the lack of swinging side plates making it impossible to attach mid-line. The Hydra should only be used with energy absorbing systems such as dynamic ropes, energy absorbers, etc. and slack must be kept out of the system to prevent high impact falls. It is intended for use by medically fit, specifically trained and experienced users.



Item #	Description
K) RXA P4	Hydra Swivel Pulley



## A-B) DMM Ultra O Oval Carabiners


Our most popular oval carabiner. DMM's Ultra-O Locksafe Carabiner is the perfect companion to the Hitch Climber and Pinto pulley. The I-Beam construction makes this carabiner lightweight and strong, and the symmetrical oval shape keeps carabiners from shifting under load. Ideal for pulley systems and aid climbing. Available in single (Grey) or a 3 pack (Green, Red and Blue).



<b>Tensile</b> - 5,625 lbs
<b>Height</b> - 4.25"
<b>Width</b> - 2.5"
<b>Gate Opening</b> - .09"
<b>Weight</b> - 2.2 oz

25kN

Item #	Description
A) DMM A32	Ultra O LockSafe Oval Carabiner (Grey)
B) DMM A327 P3	Ultra O LockSafe Oval Carabiner (Green, Red, Blue) 3-Pack



## C-E) Petzl OK Oval Carabiners

The Petzl name goes hand in hand with carabiners. The Petzl OK carabiner has an oval shape that allows optimal loading of devices with a wide cross section, such as pulleys, rope clamps, and ascenders. Its fluid interior design and Keylock system facilitate handling. We offer these carabiners in the standard triple Triact-Lock gate style or press button Ball-Lock style.



<b>Tensile</b> - 5,625 lbs
<b>Height</b> - 4.75"
<b>Width</b> - 3.25"
<b>Gate Opening</b> - .75"
<b>Weight</b> - 3.2 oz

25kN

Item #	Description
C) PZL M33A TL	OK Triact-Lock Oval Carabiner (Grey)
D) PZL M33A TLN	OK Triact-Lock Oval Carabiner (Black)
E) PZL M33A BL	OK Ball-Lock Oval Carabiner (Grey)



## F-G) Edelrid Oval Power 2500 Oval Carabiners

Professional carabiners from Edelrid. The Oval Power 2500 Triple Lock Carabiner has a very slim locking sleeve. Ideal for clipping rigging plates, pulleys, rope clamps and for positioning anchor points. Keylock closure mechanism for optimum handling when clipping and unclipping. The oval shape is for optimal gear positioning.



<b>Tensile</b> - 5,625 lbs
<b>Height</b> - 4.0"
<b>Width</b> - 2.5"
<b>Gate Opening</b> - .08"
<b>Weight</b> - 2.7 oz

25kN

Item #	Description
F) EDL OP 88267	Oval Power 2500 Carabiner (Silver)
G) EDL OP 88267 BLK	Oval Power 2500 Carabiner (Black)



## H-I) Rock Exotica RockO Oval Carabiners

Professional carabiners from Rock Exotica. The RockO Oval carabiner is a blend of the traditional oval and the rockD giving it more strength than the standard oval. This design is great for users that need extra room at the bottom of the carabiner while keeping their gear aligned. We also offer this carabiner in a standard auto lock with a wire eye trap, for securing hardware in a specific location.



<b>Tensile</b> - 5,400 lbs
<b>Height</b> - 4.375"
<b>Width</b> - 2.5"
<b>Gate Opening</b> - .093"
<b>Weight</b> - 2.85 oz

24kN

Item #	Description
H) RXA C3 U	RockO Oval Carabiner (Up-Lock)
I) RXA C3 WEA	RockO Oval Carabiner (Auto-Lock) with Wire Eye



# Aluminum D & HMS Carabiners



## A-C) Petzl William HMS Carabiners

Petzl William carabiners are the most popular HMS shaped carabiner we sell. This design is great for those who prefer a wider gate opening and more room for rope hitches and accessories. William carabiners are made from high tech aluminum alloy. We offer these carabiners in the standard triple Triact-Lock gate style or press button Ball-Lock style.



<b>Tensile</b> - 6,070 lbs
<b>Height</b> - 4.75"
<b>Width</b> - 3.25"
<b>Gate Opening</b> - 1.1"
<b>Weight</b> - 3.2 oz

Item #	Description
A) PZL M36A TL	William Triact-Lock HMS Carabiner (Grey)
B) PZL M36A TLN	William Triact-Lock HMS Carabiner (Black)
C) PZL M36A BL	William Ball-Lock HMS Carabiner (Grey)

**27kN**

## D-E) Rock Exotica Pirate HMS Carabiners

The Pirate is the latest in the arsenal of high caliber carabiners available from Rock Exotica. The Pirate is made of 1/2" round stock, so it has a robust feel, unlike many of thin stamped carabiners sold today. This carabiner comes with 3-stage auto lock mechanism, and the sheave can withstand an inward impact on the reinforced 6 kN gate. If you drop it the orange color will stand out like a flag. We also offer this carabiner with a wire eye trap, for securing hardware in a specific location.



<b>Tensile</b> - 5,845 lbs
<b>Height</b> - 4.2"
<b>Width</b> - 2.75"
<b>Gate Opening</b> - 1.0"
<b>Weight</b> - 3.2 oz

Item #	Description
D) RXA C1 A	Pirate HMS Carabiner (Auto-Lock)
E) RXA C1 WEA	Pirate HMS Carabiner (Auto-Lock) with Wire Eye

**26kN**

## F-H) Petzl Am'D Carabiners

The Petzl name goes hand in hand with carabiners. The Am'D carabiners are great for connecting anything from lanyards and flippers to blocks and slings. Am'D carabiners are made from high tech aluminum alloy. This carabiner uses the triact system, which requires three different movements to open the gate. Am'D carabiners have a keylock, anti snagging gate opening also. We offer these carabiners in the standard triple Triact-Lock gate style or press button Ball-Lock style.



<b>Tensile</b> - 6,070 lbs
<b>Height</b> - 4.25"
<b>Width</b> - 2.5"
<b>Gate Opening</b> - .98"
<b>Weight</b> - 2.6 oz

Item #	Description
F) PZL M34A TL	Am'D Triact-Lock HMS Carabiner (Grey)
G) PZL M34A TLN	Am'D Triact-Lock HMS Carabiner (Black)
H) PZL M34A BL	Am'D Ball-Lock HMS Carabiner (Grey)

**27kN**

## I-J) Rock Exotica RockD Carabiners

Professional carabiners from Rock Exotica. The RockD is the strongest in the arsenal of high caliber carabiners available from Rock Exotica. The RockD is made with a flattened profile to keep it thin and sleek. The 3-stage auto-locking carabiner features a pull-down and twist action, which is a motion that's more intuitive and natural for your hand than lifting up and away from your palm. We also offer this carabiner with a lanyard pin, for securing hardware in a specific location.



<b>Tensile</b> - 6,519 lbs
<b>Height</b> - 4.5"
<b>Width</b> - 2.5"
<b>Gate Opening</b> - .95"
<b>Weight</b> - 2.85 oz

Item #	Description
I) RXA C2A	RockD Carabiner (Auto-Lock)
J) RXA C2 LPA	RockD Carabiner (Auto-Lock) with Lanyard Pin

**29kN**



## A) ISC Big Dan Super Safe Steel Carabiner

The Big Dan Super Safe Steel Carabiner is made by ISC Wales is ideal for arborists or emergency rescue teams. Big Dan is auto locking and has a forged steel body which still provides a 50kN minimum breaking load. It is forged in the same shape as the ISC's Mongoose as it offers the root radius of 1/2" to allow for even the biggest rigging ropes to slide through it easily. It also offers the unique ISC "blind" nose so that it does not snag on rope or webbing. The profile of the body has been designed so that it will still fit through the holds of the standard ISC rigging plates.

**Item #** KH455S  
**Description** Big Dan Super Safe Steel Carabiner



**Tensile** - 11,240 lbs  
**Height** - 5"  
**Width** - 3.5"  
**Gate Opening** - 1"  
**Weight** - 11 oz

**50kN**



## B) Edelrid Steel Strong Carabiner

Steel rigging carabiner from Edelrid. Steel Strong carabiners are unbeatable for high strength in tree work applications. The extra weight of steel over aluminum can make it easier to get a line or sling over a limb or around a tree. The enhanced strength and durability make steel carabiners popular for use in rigging and rescue. Heavy duty brass triple-lock gate is robust enough for serious rigging applications.

**Item #** EDL STL STRT SLV  
**Description** Edelrid Steel Strong Triple Locking Carabiner



**Tensile** - 11,240 lbs  
**Height** - 4.6"  
**Width** - 3"  
**Gate Opening** - .95"  
**Weight** - 9.4oz

**50kN**



## C) Rock Exotica RockSteel Carabiners

This Rock Exotica RockSteel auto-lock carabiner offers a surprising strength-to-weight ratio in a carabiner of its capacity. Most steel carabiners are made from 1/2 diameter steel. This is made from a lighter, 7/16" diameter steel that is heat treated for added strength. This results in a 20% lighter carabiner that is rated at 50kN. It uses the Keylock snag-free design and has a larger than normal gate opening. The frame is CNC machined for precise fittings and exact tolerances. It is ANSI Z359.12 (09) and NFPA G compliant. The gate/sleeve is rated at 16kN to protect against inward force against gate.

**Item #** RXA M31 TL  
**Description** RockSteel Auto-Lock Carabiner



**Tensile** - 11,240 lbs  
**Height** - 4.9"  
**Width** - 2.9"  
**Gate Opening** - 1.2"  
**Weight** - 8.1oz

**50kN**



## D-E) Petzl Oxan Oval Steel Carabiners

Steel rigging carabiner from Petzl. The Oxan is a high-strength steel carabiner designed for use in rigging and rescue environments. It's oval, symmetrical shape allows optimal loading of the carabiner when setting up anchors or connecting to metal structures. The Oxan triact-lock can be connected to the Captiv bar to favor positioning of the carabiner along the major axis, to limit the risk of it flipping and to keep it integrated with the device. H-Frame design ensures optimal strength to weight ratio and protects markings from abrasion. Fluid interior design limits the risk of having a catch point and facilitates rotation of the carabiner. Keylock system to avoid any involuntary snagging of the carabiner.

**Item #**  
**D) PZL M72A TLA** Oxan Triact-Lock Steel Carabiner (Grey)  
**E) PZL M72A TLN** Oxan Triact-Lock Steel Carabiner (Black)



**Tensile** - 8,542 lbs  
**Height** - 4.9"  
**Width** - 2.9"  
**Gate Opening** - .78"  
**Weight** - 8.1oz

**38kN**



# Rope & Gear Bags



## ARBORMAX Basic Rope Bag

You won't sacrifice features or quality with this ARBORMAX economical rope bag. It comes with a clear window for easy rope identification. Water-resistant nylon canvas with drawstring closure and sturdy handles, plus pockets for storing those small components that always seem to get lost on the job site. This bag measures 12" in diameter x 14" high and hold 150' of 1/2" or 9/16" rope.

**Item # Description**  
21353 ArborMax Basic Rope Bag



## ARBORMAX Rigging Rope Bag

The ARBORMAX Rigging Rope Bag is perfect for storing and transporting your rigging lines. It comes with padded adjustable backpack straps, a reinforced durable bottom, construction sturdy enough to stay standing and open while you load or unload your rope. This large rope bag performs all the functions you'd want out of a rope bag at a very economical price-point. This bag measures 12" in diameter x 26" high and hold up to 300' of 3/4".

**Item # Description**  
21354 ArborMax Rigging Rope Bag



## Petzl Rope Bucket Bags



Petzl's rope buckets are fabric packs that remain upright for easy rope-loading and have an exterior folding lid system that allows easy access to the contents of the bag. They are loaded with external zippered pocket, transparent window for gear ID tag, large carrying handles, adjustable webbing for carrying the bucket over the shoulder, a lined bottom for a longer service life. They are made from waterproof fabric. These 35 liter bags measure 15" in diameter x 21" high and hold up to 200' of 1/2" rope.

**Item # Description**  
PZL S41AR 035 35L Rope Bucket (Red/Black)  
PZL S41AY 035 35L Rope Bucket (Yellow)



## Petzl Transport Large Gear Bag



The Petzl Transport is a large, durable, pack with padded shoulder straps and waist-belt to make carrying a full set of gear comfortable. Welded construction, cordlock closure, and upper flap keep your gear secure and dry. The bottom is reinforced and there are top and side carry handles in addition to the backpack straps. It is made from waterproof fabric. This 45 liter bags measures 18" in diameter x 26" high.

**Item # Description**  
PZL S42Y 045 45L Transport Large Gear Bag



## Weaver Canvas Arborist Bag



The Weaver canvas arborist bag is a traditional doctor style gear bag. This durable and economical bag has adjustable leather straps and two large side pockets for lots of storage. The floor is reinforced with 3/16" fiberboard to help prevent punctures and the base has feet to help reduce wear and abrasions. The hinged mouth opens wide, making the contents easily accessible. 24"W x 19"H x 10"D

**Item # Description**  
08 07000 Canvas Arborist Bag



## Petzl Duffel Bags



Petzl Duffel bags are ergonomic, convenient, and designed to be carried in multiple ways. The back and shoulder straps are padded for comfort when used as a backpack. Each has a large opening for easy access to equipment, two pockets in the inner flap, and a large side pocket for a helmet or shoes. Constructed of high-strength TPU tarp fabric for intensive use. The Petzl Duffel bags are made from waterproof fabric. The 65 liter bag measures 23" x 16" x 12". The 85 liter bag measures 31" x 16" x 13".

**Item # Description**  
PZL S045AA00 65L Duffel Gear Bag  
PZL S045AA01 85L Duffel Gear Bag

## Weaver Cavern Gear Bag



This Weaver Cavern Gear Bag comfortably carries all necessary climbing gear. It is a versatile, heavy-duty gear bag featuring an adjustable backpack straps and padded back pad, removable cover and specialized storage. It is constructed with heavy-duty tarpaulin for waterproof, mildew-resistant and tear-resistant performance. The outside pockets include a specialized handsaw pocket, two pockets with buckle closures, and a zippered front pocket with internal divider and daisy chain. Hang gear and carabiners on four rows of daisy chain. A set of top handles and a reinforced side handle give you additional carrying options. The reflective piping provides enhanced visibility in low light conditions. 70 liter capacity. 24" H x 11" D x 15" W

**Item # Description**  
08410 Cavern Gear Bag



## DMM Porter Rope Bags



DMM Porter Rope Bags feature heavy duty tarpaulin construction and a waterproof lid that protects contents from the elements. A molded back panel and padded Rucksack straps form a substantial carry system. The shoulder straps can be removed to facilitate snag free hauling, and large haul/grab loops make for easy clipping and hanging. We offer these bags in two sizes. The 45 liter bag measures 11" in diameter x 24" high. The 70 liter bag measures 14" in diameter x 25" high.

**Item # Description**  
DMM B123BLK 45 Porter 45 Liter Rope Bag  
DMM B123BLK 70 Porter 70 Liter Rope Bag



## A-B) ARBORMAX Aluminum Rope Snaps

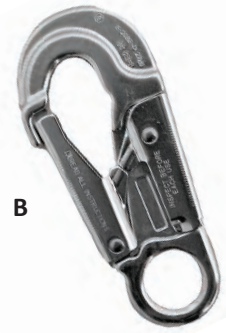
**=ARBORMAX®**

Lightweight forged aluminum rope snap from ARBORMAX. Aluminum rope snaps are the preferred connector for today's lightweight climbing saddles with aluminum dee rings (Steel rope snaps tend to wear out the aluminum dee rings).

Tensile - 6,000 lbs
Height - 6.0"
Width - 2.75"
Gate Opening - 1.0"
Weight - 6.0 oz

Item #	Description
A) 21162 BLK	ARBORMAX Rope Snap (Black)
B) 21162 SVR	ARBORMAX Rope Snap (Silver)

**27kN**



## C-D) ARBORMAX Aluminum Snap Hook

**=ARBORMAX®**

Lightweight forged aluminum snap hook from ARBORMAX. Aluminum snap hooks are the preferred connector for today's lightweight climbing saddles with aluminum dee rings (Steel rope snaps tend to wear out the aluminum dee rings). Aluminum rope snaps have a 5-1/2" overall length with 1" eyes and 1" gate opening. Double action locking gate. Rated to 8,800 lbs (40kN).

Tensile - 8,800 lbs
Height - 5.5"
Width - 2.75"
Gate Opening - 1.0"
Weight - 6.0 oz

Item #	Description
C) 91145	ARBORMAX Snap Hook (Red)
D) 91145 BLK	ARBORMAX Snap Hook (Black)

**40kN**



## E-F) Yoke Niagara Steel Rope Snaps

**YOKE NIAGARA**

Traditional steel rope snap from Yoke/Niagara. These high quality snap hooks are made from forged steel, and plated with zinc to give you years of service. Each hook is proof tested to 3,600 lbs Double action safety has a lock lever on the hook body to prevent accidental snags.

Tensile - 5,000 lbs
Height - 5.5"
Width - 2.75"
Gate Opening - .075"
Weight - 9.0 oz

Item #	Description
E) N3610	Steel Rope Snap (Gold)
F) N3610SILV	Steel Rope Snap (Silver)

**23kN**



## G) Yoke Niagara Steel Rope Snap with Swivel

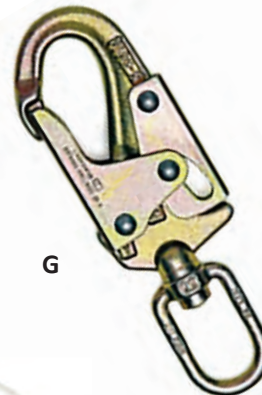
**YOKE NIAGARA**

Traditional steel rope snap from Yoke/Niagara. These high quality snap hooks are made from forged steel, and plated with zinc to give you years of service. Each hook is proof tested to 3,600 lbs Double action safety has a lock lever on the hook body to prevent accidental snags. This hook has a built in swivel attachment to keep rope twisting to a minimum.

Tensile - 5,000 lbs
Height - 7.5"
Width - 2.75"
Gate Opening - .075"
Weight - 12 oz

Item #	Description
G) N3615	Steel Rope Snap (Gold) w/Swivel

**23kN**



## H-I) ISC Aluminum Rings

**ISC**

ISC Aluminum Rings are a forged aluminum ring designed for the connection of equipment on climbing harnesses, but can be used for other applications. The round shape ensures optimal functioning in all directions. They feature 12mm bar stock and are fully marked with ratings. Available in two sizes.

Item #	Description
H) ISC RIN0010	Aluminum Ring (2" Diameter)
I) ISC RIN011	Aluminum Ring (2-3/4" Diameter)

**25kN**

H



I



# Professional Climbing Harnesses



## Petzl Sequoia Climbing Harnesses

Petzl Sequoia harnesses are the most popular professional climbing harnesses sold here at Bailey's. Sequoia harnesses feature a super comfortable wide waist belt and leg straps. Twin webbing on the waist and leg straps include stiffeners, perforated padding and mesh fabric. Quick connect buckles on the waist and leg straps make getting in and out of the Sequoia a breeze. We offer the Sequoia in two style, traditional and Sequoia SRT. The Sequoia SRT has the same features as the traditional version, but has a ventral attachment point for the ZigZag and Chicane mechanical ascenders. Lightweight at only 3.5 lbs.

Item #	Description
PZL C069AA	Traditional Sequoia Climbing Harness
PZL C069BA	Sequoia SRT Climbing Harness



## Teufelberger TreeMotion Climbing Harnesses

Professional climbing harnesses from Teufelberger. TreeMotion saddles are known for their comfort and lightweight design. We offer these saddles in two configurations, the Super Light and Evo. The Super Light has the same design as the original TreeMotion, but uses thinner material to make the harness lighter and more adaptive to the climber's body shape. The sleeker profile of the Super Light is ideal for climbers who want their tree climbing harness to be as unobtrusive as possible and not get in the way of their climbing. The Evo allows the user to customize everything from the hang of the leg loops to the position of gear loops for complete freedom of movement and comfort. The saddle itself is lightweight and contours to the body ergonomically with replaceable, washable padding.

Item #	Description
7350139	TreeMotion Super Light Climbing Harness
7350156	TreeMotion Evo Climbing Harness



## Edelrid TreeRex Triple Lock Climbing Harness

The Edelrid TreeRex Triple Lock is a versatile harness which adapts to any climbing style. The rope bridge can be configured as a single, double, fixed or adjustable connection point. Every TreeRex comes with the optional SRT Bridge for safe and comfortable working on single ropes. Wide, semi-rigid leg pads deliver great comfort while suspended and breathe well. All buckles are triple lock and all load-bearing straps have red indicator tape for easy inspection. The TreeRex has 4 large gear loops, which are rigid and squared for easy racking and organizing of tools. Two slots for saw/tool carriers on each side, an EN 358 rated eyelet for hanging a chainsaw, and spot for your emergency compress / first aid kit round it out.

Item #	Description
EDL TRX SD	TreeRex Triple Lock Climbing Harness

## Petzl Top Chest & Croll Harness

Transform your Avao Sit and Sequoia SRT harnesses into rope access harnesses. It joins at the rear buckle and connects to the ventral attachment point. Foam shoulder straps are widely spaced to reduce neck chafing. Available standard or with Croll rope clamp (shown) installed. Fall-protection rated on SIT harness only.

Item #	Description
A) PZL C081AAA	Top Chest Harness
B) PZL C081CAA	Top Croll Chest Harness



## Weaver Cougar Arborist Harness

Premium positioning saddle from Weaver. Weaver saddles are known for their toughness and durability, as well as value, and this latest line of rope bridge saddles are no different. Weaver Cougar saddles have gone through a rope bridge upgrade, and now features a sewn webbing bridge to replace the original rope bridge. The new webbing bridge on the Cougar has a black core which contrasts sharply with the orange outer layer. This makes the bridge on the new Cougar easy to visually inspect. The rope bridge saddle is also loaded with other features, including lightweight black anodized dee rings, extra wide memory foam back pads and leg pads and multiple attachment rings and snaps on the back. Leg straps feature secure, quick connect buckles for ease of use, and can be replaced.

Item #	Description
01075	Cougar Arborist Harness

## Weaver SRT Chest Harness

The Weaver SRT chest harness is designed for tending a SRS or hybrid device. Constructed from 1" poly and elastic webbing with a 1" beveled non-rust stainless steel dee and a black plastic loop with quick release buckle. Daisy chain allows for multiple attachment points. Fits up to 50" chest. Small carabiner sold separately. Not intended for fall arrest.

Item #	Description
0864000	SRT Chest Harness
DMM A531GR	XSRE Mini Non-locking Carabiner





## Weaver WLC-560 Arborist Saddle

The Weaver WLC-560 is our most popular traditional climbing saddles. The WLC-560 features two floating dees provide absolute freedom of movement, especially while split-tail climbing. The 6" extra wide back is foam filled, and lined with soft oil-tanned leather. The belt has 7 grommets for a snug fit. Floating D bridge connects to a 2" padded leg loops. Two side dee rings offer additional attachment points. The back has five nylon loops that can hold up to 15 lbs, and two chrome brass snaps to keep tools at hand. Weighs approximately 6 lbs (medium size). Not intended for fall arrest.

**Item #**      **Description**  
**21280**      WLC-560 Arborist Climbing Saddle



## Buckingham Ergovation Economy Climbing Saddle

Traditional climbing saddle from Buckingham. The Ergovation is a patent pending ergonomic saddle featuring a fully modular design. It gives you a customized fit and ultimate comfort. There's substantial closed cell foam padding in the hip and pelvis region. The back pad is designed to contour to your pelvis and support your lower back. This load distributing design decreases pressure on your pelvis. It gives you the ability to remove and wash the padding for improved hygiene. Includes 2 sliding adjustable work positioning dee rings, a waist tensioner for improved fit and abdominal stability. Customizable lumbar support to help maintain optimal posture when climbing. Conforms to EN 358 2000 Standards for Work Positioning and EN 813 2008 for Sit Harnesses. Not intended for fall arrest.

**Item #**      **Description**  
**1877**      Economy Ergovation Saddle



## Weaver WLC-330 Arborist Saddle

Weaver saddles are known for their durability and economic value. This popular saddle comes with a butt-strap seat that provides good support for hanging around in trees, but it still offers maximum freedom of movement. Extra wide back is foam filled and lined with soft leather, giving the climber plenty of comfort on those long days. Nylon leg straps are lined with leather. Two nylon utility straps with a chrome brass 200 snap and a 2" nickel plated ring keep tools close at hand. Three additional dees are located on the bottom of the waist back for attachment of one of Weaver's ditty bag options or a first aid kit. ANSI approved. Weighs approximately 6 lbs (medium size). Not intended for fall arrest.

**Item #**      **Description**  
**21250**      WLC-330 Arborist Climbing Saddle



## Buckingham Improved Economy Climbing Saddle

This improved entry level climbing saddle from Buckingham has all the benefits of the original economy saddles but with improvements to comfort and functionality. This saddle features a wide padded leather lined back that provides superior comfort and support. The 5 1/2" wide back support is constructed with rubberized belting material, 1/4" thick foam, and lined with soft top grain leather for a fit that's comfortable against your back. The seat section consists of 3" wide cotton webbing reinforced with 1-3/4" nylon and lined with soft top grain leather. Not intended for fall arrest.

**Item #**      **Description**  
**1371**      Economy Tree Climbing Saddle



## Weaver WLC-300 Climbing Saddle

Entry level climbing saddle from Weaver. Nylon leg straps and extra wide back provide optimum comfort. The dees on this saddle are now made from forged aluminum with a black anodized finish that's lighter weight than steel. In a fixed position, angled side dee rings feature a two bar design and offer easy access - you can snap in with just one hand! Extra wide 6" waist back is foam filled and lined with soft oil tanned top grain steer hide leather. Saddle back features two rounded nylon loops that are covered with clear rubber tubes that help resist excess wear. Each loop will hold up to 15 lbs of accessories. Two nylon utility straps with a chrome brass 200 snap and a 2" nickel plated ring keep tools close at hand. Seat strap and leg straps are also lined with soft oil tanned top grain steer hide leather for added comfort. Three additional dees located on the bottom of the waist back for attachment of one of our ditty bag options or a first aid kit. Weighs approximately 6 lbs (medium size). Not intended for fall arrest.

**Item #**      **Description**  
**01033**      WLC-300 Arborist Climbing Saddle



## Weaver Saddle Suspenders

Weaver Saddle Suspenders are removable, adjustable 2" nylon suspenders that help distribute the weight of saws, scabbards and other saddle accessories. They feature nickel plated snaps and black plastic sliders for convenient attachment and adjustment. Available in standard Nylon or Elastic Webbing. Not intended for fall arrest.

**Item #**      **Description**  
**98121**      Nylon Saddle Suspenders  
**0898122**      Elastic Saddle Suspenders



## Buckingham Retrofit Saddle Suspenders

Add these easily attachable saddle suspenders to help distribute the weight of saws, scabbards and other saddle accessories. These suspenders fit most Buckingham saddles. Not intended for fall arrest.

**Item #**      **Description**  
**U6261**      Nylon Saddle Suspenders



## Buckingham Sizing

Size	Waist Size
Small	28" - 32"
Medium	32" - 36"
Large	36" - 40"
X-Large	40" - 44"

## Weaver Sizing

Size	Waist Size
Small	30" - 34"
Medium	34" - 40"
Large	40" - 44"
X-Large	44" - 48"



A



B

## A-B) Petzl Caritool Harness Tool Holders

The Petzl Caritool Harness Tool Holder allows the user to select and return tools with just one hand. It slips through the harness straps and stays in place, thanks to its stabilizing clip. The gate has integrated plastic cover to limit the risk of accidental snagging. It has a hole on top for attaching a tether to tools. The upper part is designed for grouping and organizing equipment. Gate has integrated plastic cover to limit the risk of accidental snagging. Choose from two sizes.



Height - 4.25"
Width - 2.6"
Gate Opening - .75"
Weight - 2.7 oz

Item #	Description
A) PZL P042AA00	Caritool Harness Tool Holder (Small)
B) PZL P042AA01	Caritool Harness Tool Holder (Large)



C



D

## C-D) DMM Vault Harness Tool Holders

DMM Vault harness tool holders are used on everything from harnesses and kit bags to vehicles. The two part aluminum alloy Vault is secured using a stainless steel bolt and is the ideal solution for storage, organization and transportation. We offer the Vault in a lightweight wire version, or a heavy duty lock version. The lock gate version provides even greater security for your kit by preventing accidental opening.



Height - 4.25"
Width - 2.6"
Gate Opening - .75"
Weight - 2.7 oz

Item #	Description
C) DMM A558	Vault Wire Harness Tool Holder (Small)
D) DMM A552	Vault Lock Harness Tool Holder (Large)



E



F

## E-F) Rock Exotica TransPorter

The TransPorter is the latest holder from Rock Exotica for racking both small and large tools onto your harness. This tool carrier is a manual-locking tool holder that is secured to your harness using 4-screws. The double push-button gate can be locked or unlocked, which makes it easy to access your tools when you need them, and gives you peace of mind that they will stay secured while you're climbing.



Height - 4.25"
Width - 2.6"
Gate Opening - 1.25"
Weight - 3.4 oz

Item #	Description
E) RXA C5M	TransPorter
F) RXA C5M 2	TransPorter (2 Pack)



G



## G) DMM Captain Throwing Hook

The Captain is a self-locating, high strength hook that has been designed and tested with the trademark attention to detail that DMM is so well known for. The pivoting D-shackle removes torsional friction and interacts beautifully with the carefully sculpted hook form to ensure reliable location on any anchor, specifically for connecting to remote anchors to facilitate controlled sideways movement - traversing. Once in place, the quality engineering ensure a rated strength of 18kN (dependent on the anchor quality). When the job is done, the Captain racks superbly on a harness, minimizing the chances of snagging. Perfect for working between or within the canopy.



Item #	Description
G) DMM TH100	Captain Throwing Hook





## Buckingham Blood Stopper



This first aid pouch from Buckingham quickly attaches to almost any saddle. Features a steel dee ring. It contains one large blood stopper bandage to control bleeding until the victim can be administered First Aid on the ground. The blood stopper does not contain a blood clotting agent. Measures 3.5" x 5.5".

Item # 460053Y



## Weaver Ditty Bag



Convenient design features a roomy ditty bag with a compact first aid bag attached to the front. Elastic top provides easy access to small tools, gloves, etc. Grommet hole at the bottom keeps it clean. Blood stopper dressing bandage sold separately. Measures 9" x 9".

Item #	Description
07134	Ditty Bag
07168	Blood Stopper Bandage



## Weaver Bungee Chainsaw Strap



These 30" Bungee straps easily stretch to 44" when you're using a saw and retracts when hanging close to your saddle or belt. We offer this saw strap with a snap (shown) or a ring on the end. Non breakaway.

Item #	Description
98225	Bungee Saw Strap with Snap
98226	Bungee Saw Strap with Ring



## Weaver Long Chainsaw Strap



These 1" wide nylon chainsaw straps are our most popular tool straps sold here. They can quickly be changed to hang at their full 49" length or shortened to hang right at hip level. Available with a snap or ring one the end. Non breakaway.

Item #	Description
21342	49" Saw Strap with Snap
98220	49" Saw Strap with Ring



## Weaver Short Chainsaw Strap



Nylon 1" chainsaw straps from Weaver. Nylon webbing tool straps make great short lanyards for attaching saws and tools to your tree climbing belt. Available with a snap or ring. Non breakaway.

Item #	Description
98211	15" Saw Strap with Snap
98213	13" Saw Strap with Ring

## Buckingham Tear Away Bungee Lanyard



Chainsaw lanyard with the tear away safety feature. It is constructed with a tear away safety pack that activates when 200 lbs of force is applied. This feature eliminates the possibility of the user being pulled out of a tree if the saw gets hung up on a falling limb. It measures up to 50" when fully extended to provide ample reach when cutting, but relaxes to 32" which greatly reduces the possibility of getting tangled when climbing or working aloft. The saw, if dropped, will fall below the user's feet without falling to the ground.


Item # 21350



## Teufelberger AntiShock Lanyard

This AntiShock tool lanyard has been designed by Teufelberger to protect the climber in the case that the climber's saw becomes hung up in a falling branch or top. This AntiShock lanyard protects the climber with a tear-away webbing pack, which activates if 2.0 - 2.2 kN (roughly 450 to 500 lbs) of force is applied to the saw. The webbing in the pack deploys, but it does not tear-away completely. This means that you won't watch your saw plummet to the ground if it is only momentarily caught up, and the force on the climber is greatly reduced. Carabiner not included.

Item # 7350845





# Traditional Spur Climbers

## Buckingham Steel Climbers with T Pads

This economical and comfortable kit has everything you need to get started. Boots not included.

Kit Includes:

- (1) SB 93089 - Set Buckingham 2-3/4" Gaff Steel Climbers,
- (1) 21111 - Set Weaver Nylon Leg Straps
- (1) 21135 - Set Weaver Leather T Pads

Item # 28172

**7.1 lbs**  
per Pair



## Climb Right 2-Piece Aluminum Climbers with T Pads

Package includes a pair of 2 piece high strength aluminum alloy spurs. Boots not included.

Kit Includes:

- (1) 91222- Set 2-5/8" Climb Right 2-Piece Aluminum Climbers
- (1) 21111 Set Weaver Nylon Leg Straps
- (1) 21135 - Set Weaver Leather T Pads

Item # 28735

**6.2 lbs**  
per Pair



## Klein Steel Climbers with Steel Insert Pads

This professional kit is one of our most popular traditional climber sets. Boots not included.

Kit Includes:

- (1) 1907AR - Set Klein 2-3/4" Gaff Steel Climbers,
- (1) 21112 - Set Weaver Nylon Leg Straps
- (1) 971 - Set Weaver Leather Climber Pads with Steel Inserts

Item # 28176

**7.9 lbs**  
per Pair



## Weaver Felt Liner T Pads

These top quality leather leg pads stay securely in place and feature the added comfort of a 1/2" felt liner. Nickel plated rivets. Requires 2 leg straps per set. Sold in pairs.

Item # 21135

## Weaver Super Climber Pads

The ultimate climber's pad! The large 9" x 12" size design evenly distributes the pressure. They are lock stitched and the rivets are nickel plated. Constructed of durable, weather-resistant top grain steer hide harness leather lined with 1/2" black felt. Requires 4 leg straps per set.

Item # 21121

## Weaver Steel Insert Climber Pads

These popular leather climber pads come complete with steel inserts to keep the gaff shank secure and comfortable. Wrap pad with Velcro make these pads easy to install and remove in the field. The steel insert combines with the thick cushion to make these one of the most comfortable pads available today.

Item # Description

- 971 Steel Insert pads for Klein
- 972 Steel Insert pads for Buckingham

## Weaver ProCool Climber Pads with Velcro Strap

Weaver ProCool Climber Pads w/Velcro Strap have ProCool™ mesh technology that allows air circulation for a cooling effect. The Velcro strap provides adjustability around the calf. It fits securely on calf when combined with the appropriate metal plate (sold separately). Sold per pair.

Item # 0897177



## Weaver Leg Straps

Available in standard or split ring in either leather or nylon. 26" long and 1" wide. Top quality roller buckles and ten holes for easy installation and size adjustment. Sewn and riveted for extra strength and durability. Nylon straps are mildew resistant. Sold individually.

Item #	Description
21110	Leather
21105	Leather w/Split Ring
21111	Nylon
21112	Nylon w/Split Ring

## Weaver Spur Climber Gaff Guards

Here's a quick, easy and inexpensive way to protect your investment as well as your gear bag with these leather gaff guards. Velcro on and off quickly and fit all gaffs over 2-1/2" long.

Item # 97100





## A) Edelrid Talon Tree Climbers

Edelrid Talon Tree Climbers are one of the lightest steel climbing gaffs on market. The Talon is built on a completely new design that maximizes ergonomics and allows the highest level of flexibility and comfort. Lightweight and durable steel construction (thanks to the accurate combination of proper material for each part) They have ventilated mesh on the padding for better breathability. 3 directional adjusting system on the lower binding for a perfect fixing of the boot. All the textile parts are easy to remove and wash, as well as to replace when worn out. Complete set weighs 5.6 lbs.

Item #	Description
EDL TLN TCL	Talon Tree Climbers



## B) Gecko Steel Tree Climbers

Gecko Steel Climbers are an economical option for those looking for a modern spur set. These Gecko's are stable and comfortable steel climber with adjustable, high-impact plastic molded cuff with integrated padding. These climbers are adjustable in height and fasten with a 4" calf strap. The combination of wide strap and deep set of the climber shank into the molded cuff provide excellent stability. Offset leg stirrup for optimal leg positioning, with replaceable tree or pole gaffs. The padding is also replaceable and hand-washable. Pair supplied with straps and pads. Weight capacity on Gecko steel climbers is 350 lbs, including gear. Complete set weighs 5.9 lbs.


Item #	Description
GKO 41150	Steel Tree Climbers



## C) Gecko 2.0 Aluminum Tree Climbers

Professional tree climbers from Gecko. The 2.0 Gecko's feature stable and comfortable aluminum climber with reinforced fiberglass cuff with integrated padding. The increased surface area of the ergonomically-formed padding spreads out the pressure on your leg for a more comfortable climb. Aluminum climber body shaves weight. These climbers are adjustable in height and fasten with a 4" calf strap. The combination of wide strap and deep set of the climber shank into the molded cuff provide excellent stability. Offset leg stirrup for optimal leg positioning, with replaceable tree or pole gaffs. Quick-connect, adjustable lower straps. Pair supplied with straps and pads. Weight capacity on Gecko aluminum climbers is 350 lbs, including gear. Complete set weighs 5.3 lbs.

Item #	Description
GKO 41320T	2.0 Aluminum Tree Climbers



## D) Gecko Carbon Fiber Tree Climbers

Gecko carbon fiber tree climbers are the lightest climbers available today. Gecko carbon fiber climbers offer unbelievable comfort and unbeatable lightness. The increased surface area of the ergonomically-formed padding spreads out the pressure on your leg for a more comfortable climb. These climbers are adjustable in height and fasten with a 4" calf strap. The combination of wide strap and deep set of the climber shank into the molded cuff provide excellent stability. Offset leg stirrup for optimal leg positioning, with replaceable tree or pole gaffs. Replaceable and washable high-density padding. Pair supplied with straps and pads. Weight capacity on Gecko carbon fiber climbers is 350 lbs, including gear. Complete set weighs 4.4 lbs.

Item #	Description
GKO 39117T	Carbon Fiber Tree Climbers





# Arborist Rigging Rope

## Samson Stable Braid Rigging Rope

Samson Stable Braid has set the industry standard for bull ropes for decades. Stable Braid is a 100% polyester double braid rope. The core is made of braided polyester utilizing Samson's Duron fiber technology. The sheath is braided over the core using a tough and abrasion resistant polyester weave. This combination gives you a high strength, low stretch bull rope. Samson then puts a colored polyurethane "Samthane" coating on the rope that enhances snag and abrasion resistance and minimizes UV degradation. Elongation 1.1% at 10% ABS. Made in the U.S.A.



Size	Weight	Average Breaking Strength
1/2"	8.2 lbs/100'	10,400 lbs (4,700 kg)
9/16"	11 lbs/100'	13,300 lbs (6,030 kg)
5/8"	14 lbs/100'	16,300 lbs (7,390 kg)
3/4"	18 lbs/100'	20,400 lbs (9,250 kg)



**Add A Splice**  
For a splice just add an "E"  
to the ropes item #

Item #	Description
<b>12SBB 150</b>	Samson 1/2" Blue Stable Braid 150' Hank
<b>12SBB 200</b>	Samson 1/2" Blue Stable Braid 200' Hank
<b>12SBB 300</b>	Samson 1/2" Blue Stable Braid 300' Hank
<b>916SBY 150</b>	Samson 9/16" Yellow Stable Braid 150' Hank
<b>916SBY 200</b>	Samson 9/16" Yellow Stable Braid 200' Hank
<b>916SBY 300</b>	Samson 9/16" Yellow Stable Braid 300' Hank


Item #	Description
<b>58SBR 150</b>	Samson 5/8" Red Stable Braid 150' Hank
<b>58SBR 200</b>	Samson 5/8" Red Stable Braid 200' Hank
<b>58SBR 300</b>	Samson 5/8" Red Stable Braid 300' Hank
<b>34SBO 150</b>	Samson 3/4" Orange Stable Braid 150' Hank
<b>34SBO 200</b>	Samson 3/4" Orange Stable Braid 200' Hank
<b>34SBO 300</b>	Samson 3/4" Orange Stable Braid 300' Hank

## Yale PolyDyne Rigging Rope

Yale PolyDyne is a high grade bull rope, designed for demanding rigging conditions. PolyDyne looks just like all other double braid bull ropes, but the unique design allows you to drop bigger wood, increasing productivity. PolyDyne has a much higher working energy absorption rating, meaning you can do more to the rope without damaging it. The cover of this double braid rope is the same as other high quality coated double braids, but the core is unique. The PolyDyne core is made of high tenacity tire grade nylon. This nylon provides the energy absorption advantage and allows the rope to stretch more in its early load cycle. The results allow PolyDyne to handle heavier loads than similar sized bull ropes. Elongation 4% at 10% ABS. Made in the U.S.A.



Size	Weight	Average Breaking Strength
1/2"	7.6 lbs/100'	13,280 lbs (6,020 kg)
9/16"	9.7 lbs/100'	15,950 lbs (7,230 kg)
5/8"	13.6 lbs/100'	22,300 lbs (10,115 kg)
3/4"	18.5 lbs/100'	30,360 lbs (13,770 kg)



**Add A Splice**  
For a splice just add an "E"  
to the ropes item #

Item #	Description
<b>12PD 150</b>	Yale 1/2" White PolyDyne 150' Hank
<b>12PD 200</b>	Yale 1/2" White PolyDyne 200' Hank
<b>12PD 300</b>	Yale 1/2" White PolyDyne 300' Hank
<b>916PD 150</b>	Yale 9/16" Yellow PolyDyne 150' Hank
<b>916PD 200</b>	Yale 9/16" Yellow PolyDyne 200' Hank
<b>916PD 300</b>	Yale 9/16" Yellow PolyDyne 300' Hank

Item #	Description
<b>58PD 150</b>	Yale 5/8" Orange PolyDyne 150' Hank
<b>58PD 200</b>	Yale 5/8" Orange PolyDyne 200' Hank
<b>58PD 300</b>	Yale 5/8" Orange PolyDyne 300' Hank
<b>34PD 150</b>	Yale 3/4" Blue PolyDyne 150' Hank
<b>34PD 200</b>	Yale 3/4" Blue PolyDyne 200' Hank
<b>34PD 300</b>	Yale 3/4" Blue PolyDyne 300' Hank



## ARBORMAX Double Braid Rigging Rope

ARBORMAX double braid bull rope offers high value at a very competitive price. New polyester fiber advances allow this rope to maintain improved strengths and lower stretch. ARBORMAX double braid is a firm, yet easily spliceable rope that allows for good handling and conformance to sheaves and pulleys. This bull rope features a tough urethane coating, which is applied after the rope is braided. The coating firms the rope, increases snag and abrasion resistance, and helps keep contaminants from entering the rope. Elongation 1.1% at 10% ABS. Made in the U.S.A.

Size	Weight	Average Breaking Strength
1/2"	7.9 lbs/100'	10,000 lbs (4,535 kg)
9/16"	11.6 lbs/100'	11,800 lbs (5,350 kg)
5/8"	13 lbs/100'	15,180 lbs (6,885 kg)
3/4"	18 lbs/100'	18,000 lbs (8,160 kg)



**Add A Splice**  
For a splice just add an "E"  
to the ropes item #

Item #	Description
<b>12DB 150</b>	ARBORMAX 1/2" Blue Double Braid 150' Hank
<b>12DB 200</b>	ARBORMAX 1/2" Blue Double Braid 200' Hank
<b>12DB 300</b>	ARBORMAX 1/2" Blue Double Braid 300' Hank
<b>916DB 150</b>	ARBORMAX 9/16" Yellow Double Braid 150' Hank
<b>916DB 200</b>	ARBORMAX 9/16" Yellow Double Braid 200' Hank
<b>916DB 300</b>	ARBORMAX 9/16" Yellow Double Braid 300' Hank

Item #	Description
<b>58DB 150</b>	ARBORMAX 5/8" Red Double Braid 150' Hank
<b>58DB 200</b>	ARBORMAX 5/8" Red Double Braid 200' Hank
<b>58DB 300</b>	ARBORMAX 5/8" Red Double Braid 300' Hank
<b>34DB 150</b>	ARBORMAX 3/4" Orange Double Braid 150' Hank
<b>34DB 200</b>	ARBORMAX 3/4" Orange Double Braid 200' Hank
<b>34DB 300</b>	ARBORMAX 3/4" Orange Double Braid 300' Hank

## Teufelberger Multiline II Bull Rope

Teufelberger Multiline II is a 3-strand composite rope which is constructed by twisting three strands of a blend of spun and filament polyester around cores of fibrillated polyolefin. The polyolefin keeps the strands firm and round without adding weight, which improves abrasion resistance and handling. The spun polyester gives Multiline II its characteristic fuzzy feel and makes it easier to grip, even when wet. Multiline II provides great durability, high strength, light weight, and a consistent supple feel over time. Perfect rope for winching devices such as the Maasdam Rope Puller.



Item #	Description
<b>12ML 150</b>	Multiline 1/2" Bull Rope 150' Hank
<b>12ML 200</b>	Multiline 1/2" Bull Rope 200' Hank
<b>12ML 300</b>	Multiline 1/2" Bull Rope 300' Hank



<b>Size - 1/2"</b>
<b>Weight - 6.8 lbs/100'</b>
<b>Average Strength - 5,800 lbs (2,630 kg)</b>

## Teufelberger Safety Blue Bull Rope

Teufelberger Safety Blue is a premium 3-strand rope, often coveted by arborist who like the feel and working characteristics of a traditional line. Each strand of Safety Blue is made using high tenacity polyester yarns wrapped around a blue nylon core. Safety Blue resists back-turning and has a waxy protective finish that significantly improves abrasion resistance and extends service life. Perfect rope for winching devices such as the Maasdam Rope Puller.



Item #	Description
<b>12SB 150</b>	Safety Blue 1/2" Bull Rope 150' Hank
<b>12SB 200</b>	Safety Blue 1/2" Bull Rope 200' Hank
<b>12SB 300</b>	Safety Blue 1/2" Bull Rope 300' Hank



<b>Size - 1/2"</b>
<b>Weight - 7.6 lbs/100'</b>
<b>Average Strength - 6,500 lbs (2,940 kg)</b>

## Samson Tree-Master Bull Rope

Samson Tree-Master is a premium 3-strand rigging line coated with Pro-Gard to extend the life of the rope and provide smooth operation when working with Prusik knots. It is a 4-stage rope construction that stays firm under load and has excellent abrasion resistance maximizing its wear life. Perfect rope for winching devices such as the Maasdam Rope Puller.



Item #	Description
<b>12TM 150</b>	Tree-Master 1/2" Bull Rope 150' Hank
<b>12TM 200</b>	Tree-Master 1/2" Bull Rope 200' Hank
<b>12TM 300</b>	Tree-Master 1/2" Bull Rope 300' Hank



<b>Size - 1/2"</b>
<b>Weight - 8.0 lbs/100'</b>
<b>Average Strength - 7,000 lbs (3,175 kg)</b>



## ARBORMAX



### ARBORMAX Tenex Single Eye Slings

ARBORMAX single eye slings (also known as dead eye slings) are popular and very convenient for securing rigging hardware to trees. Blocks, Port-A-Wraps or other devices can be easily secured with a timber hitch, running bowline or cow hitch to make a false crotch. ARBORMAX single eye slings are hand spliced from Samson Tenex TEC, and each sling has an over-sized 8" eye. Samson Tenex TEC rope provides excellent breaking strength for your rigging job and is lighter than double braid rope. Samson Tenex TEC is also coated for maximum resistance to abrasion.

Item #	Size	Color
S12TNX 10	1/2" x 10'	Blue
S12TNX 12	1/2" x 12'	Blue
S12TNX 15	1/2" x 15'	Blue
S58TNX 10	5/8" x 10'	Red
S58TNX 12	5/8" x 12'	Red
S58TNX 15	5/8" x 15'	Red
S58TNX 18	5/8" x 18'	Red
S58TNX 20	5/8" x 20'	Red

Item #	Size	Color
S34TNX 12	3/4" x 12'	Orange
S34TNX 15	3/4" x 15'	Orange
S34TNX 18	3/4" x 18'	Orange
S34TNX 20	3/4" x 20'	Orange
S34TNX 25	3/4" x 25'	Orange
S78TNX 15	7/8" x 15'	Green
S78TNX 20	7/8" x 20'	Green
S78TNX 25	7/8" x 25'	Green

Size	Min. Breaking Strength	WLL (10:1)
1/2"	11,800 lbs (5,300 kg)	1,180 lbs (530 kg)
5/8"	16,900 lbs (7,700 kg)	1,690 lbs (770 kg)
3/4"	22,300 lbs (10,100 kg)	2,230 lbs (1,010 kg)
7/8"	30,800 lbs (14,000 kg)	3,080 lbs (1,400 kg)

## ARBORMAX



### ARBORMAX Double Braid Single Eye Slings

ARBORMAX single eye slings (also known as dead eye slings) are popular and very convenient for securing rigging hardware to trees. Blocks, Port-A-Wraps or other devices can be easily secured with a timber hitch, running bowline or cow hitch to make a false crotch. These ARBORMAX single eye slings are hand spliced from BlackMAX Double Braid, and each sling has an oversized 8" eye. BlackMAX Double Braid rope is coated for resistance to abrasion, and the tough sheath will not pluck easily on rough bark like single braid rope.

Item #	Description
S916DB 10	Sling 9/16" x 10' Yellow Double Braid
S916DB 15	Sling 9/16" x 15' Yellow Double Braid
S58DB 10	Sling 5/8" x 10' Red Double Braid
S58DB 15	Sling 5/8" x 15' Red Double Braid
S34DB 12	Sling 3/4" x 12' Orange Double Braid
S34DB 15	Sling 3/4" x 15' Orange Double Braid
S34DB 20	Sling 3/4" x 20' Orange Double Braid

Size	Min. Breaking Strength	WLL (10:1)
9/16"	11,800 lbs (5,300 kg)	1,180 lbs (530 kg)
5/8"	15,500 lbs (7,050 kg)	1,550 lbs (705 kg)
3/4"	18,000 lbs (8,165 kg)	1,800 lbs (816 kg)

### ARBORMAX AmSteel Single Eye Slings

ARBORMAX single eye slings (also known as dead eye slings) are popular and very convenient for securing rigging hardware to trees. Blocks, Port-A-Wraps or other devices can be easily secured with a timber hitch, running bowline or cow hitch to make a false crotch. These ARBORMAX single eye slings are hand spliced from Samson AmSteel Blue, and each sling has an over-sized 8" eye. AmSteel Blue rope is made of Dyneema (HMPE), which is pound for pound as strong as steel. AmSteel Blue has incredible strength in small diameters and is very lightweight and less bulky than traditional rigging rope.

## ARBORMAX

Size	Min. Breaking Strength	WLL (10:1)
3/8"	17,600 lbs (8,000 kg)	1,760 lbs (800 kg)
7/8"	30,600 lbs (13,900 kg)	3,060 lbs (1,390 kg)

Item #	Description
ARB S38ASB 10	Sling 3/8" x 10' Blue AmSteel
ARB S38ASB 16	Sling 3/8" x 16' Blue AmSteel
ARB S12ASB 10	Sling 1/2" x 10' Blue AmSteel
ARB S12ASB 16	Sling 1/2" x 16' Blue AmSteel







## ARBORMAX Tenex Adjustable Loopie Slings

Loopie slings are adjustable continuous loop slings that allow for knot-less rigging. Loopies can be used to secure a block in the top of a tree without having to tie a knot, thus they are quick and easy. A must have in any arborists rigging bag. These ARBORMAX loopies are hand spliced from Samson Tenex TEC. Samson Tenex TEC rope provides excellent breaking strength for your rigging job and is lighter than double braid rope. Samson Tenex TEC is also coated for maximum resistance to abrasion.

Size	Min. Breaking Strength	WLL (10:1)
1/2"	11,000 lbs (5,000 kg)	1,100 lbs (500 kg)
5/8"	16,900 lbs (7,700 kg)	1,690 lbs (770 kg)
3/4"	22,300 lbs (10,100 kg)	2,230 lbs (1,010 kg)

**ARBORMAX**



Item #	Description
LS12TNX 8	Loopie Sling 1/2" Blue Tenex (Adjust 3'-8')
ARB LS58TNX 6	Loopie Sling 5/8" Red Tenex (Adjust 3'-6')
ARB LS58TNX 8	Loopie Sling 5/8" Red Tenex (Adjust 3'-8')
ARB LS58TNX 12	Loopie Sling 5/8" Red Tenex (Adjust 3'-12')
ARB LS34TNX 6	Loopie Sling 3/4" Orange Tenex (Adjust 3'-6')
ARB LS34TNX 12	Loopie Sling 3/4" Orange Tenex (Adjust 3'-6')



## ARBORMAX Tenex Adjustable Whoopie Slings

Despite it's funny name, these slings are serious hardware. This old fashioned choker sling is mainly used to mount hardware (like the port-a-wrap) to the base of a tree. Made from 12-strand polyester Tenex rope & designed for knot-less rigging. One eye is fixed and the other is adjustable, with one end of the spliced rope passing through the center of the hollow core. It can be quickly adjusted to the diameter of the trunk by pulling the tag end, so you can get it nice and snug.

**ARBORMAX**



Size	Min. Breaking Strength	WLL (10:1)
1/2"	11,000 lbs (5,000 kg)	1,100 lbs (500 kg)
5/8"	16,900 lbs (7,700 kg)	1,690 lbs (770 kg)
3/4"	22,300 lbs (10,100 kg)	2,230 lbs (1,010 kg)

Item #	Description
ARB WS12TNX 5	Whoopie Sling 1/2" Blue Tenex (Adjust 3'-5')
ARB WS12TNX 5	Whoopie Sling 1/2" Blue Tenex (Adjust 3'-10')
ARB WS58TNX 7	Whoopie Sling 5/8" Red Tenex (Adjust 3'-7')
ARB WS58TNX 12	Whoopie Sling 5/8" Red Tenex (Adjust 3'-12')
ARB WS34TNX 9	Whoopie Sling 3/4" Orange Tenex (Adjust 4'-9')
ARB WS34TNX 12	Whoopie Sling 3/4" Orange Tenex (Adjust 4'-12')
ARB WS34TNX 16	Whoopie Sling 3/4" Orange Tenex (Adjust 4'-16')
ARB WS34TNX 20	Whoopie Sling 3/4" Orange Tenex (Adjust 4'-20')

**ARBORMAX**



## ARBORMAX Rigging Ring Whoopie Slings

ARBORMAX whoopie slings with X-Rigging beast rigging ring. Ring slings are all the rage in tree rigging today. Rigging rings were originally developed by arborist David Driver (known as the X-man), as a simple concept that allows for a multitude of applications. Whoopie slings are mainly used to mount hardware (like the Port-A-Wrap) to the base of a tree, but they can also be used up a tree. Made from 12-strand polyester Samson Tenex TEC rope and designed for knot-less rigging. One eye is fixed and the other is adjustable, with one end of the spliced rope passing through the center of the hollow core. It can be quickly adjusted to the diameter of the trunk by pulling the tag end, so you can get it nice and snug. Whoopie slings should only be used as redirects in a rigging system as they do not provide enough of a bend radius to be used as a primary rigging point, especially when dealing with significant weight.

Item #	Description
ARB WS34TNX 9	Rigging Ring Whoopie Sling 3/4" Orange Tenex (Adjust 4'-9')
ARB WS34TNX 12	Rigging Ring Whoopie Sling 3/4" Orange Tenex (Adjust 4'-12')
ARB WS34TNX 16	Rigging Ring Whoopie Sling 3/4" Orange Tenex (Adjust 4'-16')

Size	Min. Breaking Strength	WLL (10:1)
1/2"	11,000 lbs (5,000 kg)	1,100 lbs (500 kg)
5/8"	16,900 lbs (7,700 kg)	1,690 lbs (770 kg)
3/4"	22,300 lbs (10,100 kg)	2,230 lbs (1,010 kg)



## CMI Compact Rigging Block

Professional compact rigging block from CMI. This block weighs in at only 1 pound and delivers an impressive MBS of 21,900 lbs. It has a 1/2" rope capacity and is currently the smallest and strongest block of its kind on the market. A screw in top knob ensures a positive lock. SS axles, aluminum side-plates and wheels round out the package. Proudly made and manufactured in the USA.

Item #	Description
CMI RP162	Small Impact Block



Tensile - 21,900 lbs
WLL (10:1) - 2,190 lbs
Height - 4"
Width - 2.25"
Max Rope - 1/2"
Weight - 1 lbs



## ISC Compact Rigging Block

The ISC Compact aluminum arborist rigging block is a lightweight block that fits in the palm of your hand. At approximately half the size of the standard small rigging block, the compact rigging block offers a highly impressive strength to weight ratio. The pulley plates are made from hot forged aluminum, and it is this manufacturing process which allows such a compact pulley to boast such great strength and dynamic load bearing capacity. It is designed to be used with 1/2" Rigging Lines and is the perfect solution for overhead lowering and lightweight rigging applications. The Spring Lock mechanism allows easy opening for direct connections to rigging slings and the upper sheave connection point eliminates the need for a carabiner in the system.

Item #	Description
RP048	Compact Aluminum Rigging Block



Tensile - 19,000 lbs
WLL (10:1) - 1,900 lbs
Height - 5"
Width - 3"
Max Rope - 1/2"
Weight - 1 lbs



## ISC Small Rigging Blocks

ISC Small Aluminum Arborist Rigging Blocks are designed to work to absorb the huge forces which are created by the harsh dynamics of heavy Arborist work. The compact design and the unique upper sheave opens and closes and secures easily. Eliminates the chance of dropping a sheave. The lightweight and strong sides are made with Hot Forged Technology. The side plates are thick aluminum with a powder coating to enhance the life of the block. These blocks are rope friendly, durable and extremely robust.

Item #	Description
RP051A	Small Aluminum Rigging Block (5/8" Rope)



Tensile - 22,400 lbs
WLL (10:1) - 2,200 lbs
Height - 7.5"
Width - 4"
Max Rope - 5/8"
Weight - 3.25 lbs



## CMI Small Rigging Block

The CMI Compact aluminum arborist rigging block is small in size but large in capacity. Comes complete with knurled knob for easy push and turn opening. The orange 7075 alloy side-plates give this block an impressive 25 ton tensile, and the large, 3-inch aluminum sheave keeps the rope moving. The sheave is supported by a bronze bushing and stainless steel axle. Proudly made and manufactured in the USA.

Item #	Description
CMI RP160	Small Aluminum Rigging Block (5/8" Rope)



Tensile - 51,000 lbs
WLL (10:1) - 5,100 lbs
Height - 5.5"
Width - 3"
Max Rope - 5/8"
Weight - 2.95 lbs



## DMM Small Rigging Block

DMM Small Impact Forged Aluminum Arborist Rigging Block is designed for use in the tree care industry when loads are dropped into rigging with a considerable impact force. The combination of high quality materials and advanced production processes ensures a rope friendly, durable and robust product. During design each Impact Block has gone through a thorough dynamic and static testing regime, the end result is a highly functional product with an impressive strength to weight ratio. Rounded edges to cheek-plates maintain low rope abrasion when rope is fed "unfair". The fairlead flares help maintain high working efficiency. Thrust surfaces increase tolerance to external loading of spindle and anchor pin. Its lightweight attachment sling facilitates hauling of block, sling and rope to the climber and helps with handling, in tree stowage and workshop storage. Direct connection to cordage, the anchor slings helps ensure correct neighbor component compatibility. High efficiency oilite bushings to reduce friction. Coloring follows EU WLL protocol and each block has an individual serial marking.

Item #	Description
DMM IMB S	Small Impact Rigging Block
BRC BLS 58	Small Impact Rigging Block & Loopie Combo



Tensile - 45,000 lbs
WLL (10:1) - 4,500 lbs
Height - 7"
Width - 4"
Max Rope - 5/8"
Weight - 4 lbs



## CMI Steel Rigging Block

Economically priced professional block from CMI. The CMI Steel Arborist Block is designed for use in false crotch systems to help save wear and tear on bull ropes. Upper bushing maximizes sling strength and wide side-plates protect the rope from contact with rough bark. The upper bushing will accommodate slings up to 3/4" in diameter the lower sheave will accept bull ropes up to 3/4" diameter. Convenient knurled knobs allow for easy rigging of the upper bushing. Fabricated from zinc plated steel and aluminum for lasting durability in outdoor conditions. The Aluminum bushing is on a stainless steel axle. Proudly made and manufactured in the USA.



Item#	Description
RP145	Steel Arborist Block
RP145 S3415	Steel Arborist Block & Dead Eye Sling

Tensile - 25,000 lbs
WLL (10:1) 2,500 lbs
Height - 6.5"
Width - 4"
Max Rope - 3/4"
Weight - 5 lbs



## ISC Medium Rigging Blocks

ISC Medium Aluminum Arborist Rigging Blocks are designed to work to absorb the huge forces which are created by the harsh dynamics of heavy arborist work. The rope-friendly edges, large sheave, and retained upper sheave which opens quickly with the twist and push pin are the same as the popular small ISC block, but with beefed up strength. Eliminates the chance of dropping a sheave. The lightweight and strong sides are now made with Hot Forged Technology. The side plates are thick aluminum with a powder coating to enhance the life of the block. These blocks are rope friendly, durable and extremely robust.



Item #	Description
RP055A	Medium Aluminum Rigging Block

Tensile - 33,000 lbs
WLL (10:1) - 3,300 lbs
Height - 9.5"
Width - 4.9"
Max Rope - 3/4"
Weight - 4.9 lbs



## ISC Large Rigging Block

ISC Large Aluminum Arborist Rigging Block is designed to work to absorb the huge forces which are created by the harsh dynamics of heavy Arborist work. The rope-friendly edges, large sheave, and retained upper sheave which opens quickly with the twist and push pin are the same as the smaller ISC block, but with an oversized lower sheave and extra strength. Eliminates the chance of dropping a sheave. The lightweight and strong sides are now made with Hot Forged Technology. The side plates are thick aluminum with a powder coating to enhance the life of the block. These blocks are rope friendly, durable and extremely robust.



Item #	Description
RP057A	Large Aluminum Rigging Block

Tensile - 45,000 lbs
WLL (10:1) - 4,500 lbs
Height - 11.4"
Width - 7.6"
Max Rope - 3/4"
Weight - 7.6 lbs



## DMM Large Rigging Block

DMM Large Impact Forged Aluminum Arborist Rigging Block are designed for use in the tree care industry when loads are dropped into rigging with a considerable impact force. The combination of high quality materials and advanced production processes ensures a rope friendly, durable and robust product. During design each Impact Block has gone through a thorough dynamic and static testing regime, the end result is a highly functional product with an impressive strength to weight ratio. Rounded edges to cheek-plates maintain low rope abrasion when rope is fed "unfair". The fairlead flares help maintain high working efficiency. Thrust surfaces increase tolerance to external loading of spindle and anchor pin. Its lightweight attachment sling facilitates hauling of block, sling and rope to the climber and helps with handling, in tree stowage and workshop storage. Direct connection to cordage, the anchor slings helps ensure correct neighbor component compatibility. High efficiency oilite bushings to reduce friction.



Item #	Description
DMM IMB L	Large Impact Rigging Block
BRC BLS 34	Large Impact Rigging Block & Loopie Sling Combo

Tensile - 67,500 lbs
WLL (10:1) - 6,750 lbs
Height - 8.9"
Width - 4.7"
Max Rope - 3/4"
Weight - 7.6 lbs



## CMI Large Rigging Block

When the job has pumpkins, this is the block for you. The CMI Aluminum Arborist Rigging Block is a giant arborist rigging block designed for the beefiest ropes. Inside it has aluminum wheels with stainless steel axles. Outside it has blue anodized aluminum side-plates. It can handle 1" rope capacity and a good safe working load of 13,600 lbs and minimum breaking strength of 68,000 lbs. It is sturdy but not too heavy.



Item #	Description
RP146	Large Rigging Block

Tensile - 68,000 lbs
WLL (10:1) - 6,800 lbs
Height - 9.25"
Width - 6"
Max Rope - 1"
Weight - 6.6 lbs





## ARBORMAX Large Port-A-Wrap

ARBORMAX Port-A-Wrap friction lowering device is designed and made here in the U.S.A. Port-A-Wraps are primarily used for the controlled lowering of heavy branches and logs. The user simply wraps the rigging line around the Port-A-Wrap, applies friction to the rope, and controls the descent of the object. Port-A-Wraps are anchored to the base of a tree using a whoopie, loopie or eye sling (sold separately). ARBORMAX Port-A-Wraps have a large enough diameter to keep from destroying bull ropes.

Item #	Description
AM 601	Port-A-Wrap
BRC PWS34	Port-A-Wrap/Whoopie Sling Combo



Tensile - 20,000 lbs
WLL (10:1) 2,000 lbs
Height - 11"
Width - 9.5"
Max Rope - 3/4"
Weight - 7.25 lbs



## Buckingham Port-A-Wrap III

Buckingham Port-A-Wraps are compact rope friction devices designed for lowering heavy objects from height in a controlled and predictable manner. The Buck Port-A-Wrap has been widely popular among the modern-day arborist, old school arborist would lower heavy wood by wrapping the lines around nearby trees causing damage to trees and often causing accidents. With the Buck Port-A-Wrap lowering heavy wood can be controlled and done at a much faster pace while also lowering the potential for an accident. The user-friendly design also makes attaching rigging line a breeze!

Small
Tensile - 12,000 lbs
WLL (10:1) 1,200 lbs
Height - 9"
Width - 7.25"
Max Rope - 5/8"
Weight - 4 lbs

Large
Tensile - 20,000 lbs
WLL (10:1) 2,000 lbs
Height - 11"
Width - 9.5"
Max Rope - 3/4"
Weight - 7.25 lbs

X-Large
Tensile - 60,000 lbs
WLL (10:1) 6,000 lbs
Height - 14"
Width - 13"
Max Rope - 7/8"
Weight - 18.25 lbs

Item #	Description
601N	Port-A-Wrap III Small
601LN	Port-A-Wrap III Large
BKM 601XN	Port-A-Wrap III X-Large



## H-2 Hobbs Lowering Device

The Hobbs lowering device was first designed and manufactured in 1980 by Ed Hobbs. Tried and true, the device has been improved and re-designed over the years by Ken Johnson. The latest version is the H-2. The Hobbs Lowering device is designed for lowering lines from 1/2" to 3/4" in diameter and has a working load limit up to 3,000 lbs. The H-2 offers smooth and precise rope control and a lifting capacity of 1,000 lbs. The heart of the device is the aluminum spool, which is designed for extreme impact loading, wear resistance and heat dissipation. It's mounted on a 1-1/2" solid steel shaft, with oil impregnated bushings for years of use. The H-2 comes complete with a 20' mounting strap (fits trees up to 6' in diameter), winch bar and detailed graphics explaining proper usage, ratings, warnings and safe operations. Weight: 58 lbs.


Item #	Description
21195	H-2 Lowering Device
S4127	Replacement 20' Mounting Strap
F4231	20' Replacement Winch Bar



## GRCS (Good Rigging Control System) Lowering Device

Developed by arborist Greg Good, the GRCS is the ultimate lowering device. The GRCS uses a powerful Harken winch that features a unique 2-speed gearing system, that can give the operator a 44:1 lifting ratio. The winch system is detachable, so it easily mounts to a tree. Complete with an aluminum rope brake. The GRCS is the ultimate lowering tool for bringing down heavy wood with control, and shines when working on a site which must be preserved from damage. The GRCS is an equipment investment which quickly pays for itself, allowing a crew to tackle jobs they might otherwise need a crane for, thanks to its lifting power. Accepts lowering lines from 1/2" to 3/4".

Item #	Description
GR1000C	GRCS Lowering Device
GR1101TA	Truck Mount Attachment
GR1014PWD	Winch Driver Bit for 1/2" Drill

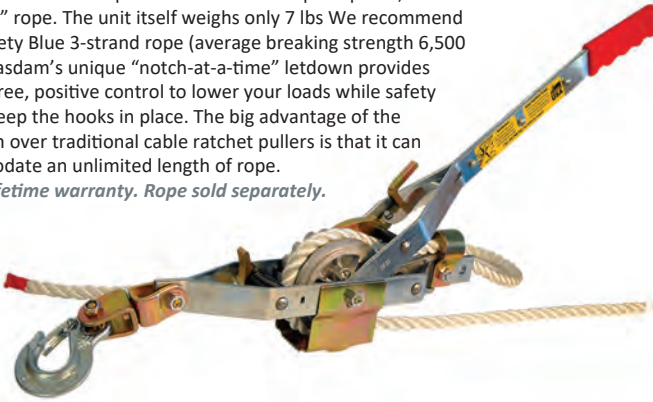




## Maasdam Pow'R Rope Puller

A very popular device used to pull trees, logs, beams and even stuck vehicles. This simple ratchet device will pull up to 1,500 lbs using 1/2" rope. The unit itself weighs only 7 lbs. We recommend using Safety Blue 3-strand rope (average breaking strength 6,500 lbs.). Maasdam's unique "notch-at-a-time" letdown provides trouble-free, positive control to lower your loads while safety latches keep the hooks in place. The big advantage of the Maasdam over traditional cable ratchet pullers is that it can accommodate an unlimited length of rope.

**NOTE:** Lifetime warranty. Rope sold separately.



**MAASDAM**  
POW'R PULLER

Item #	Description
21700	Pow'R-Rope Puller
12ML 150	Teufelberger 1/2" Multiline II 3-Strand (150' Hank)



## Climb Right Fiddle Block System



Climb Right complete Fiddle Block System is perfect for pre-tensioning ropes in speed line applications and Port-A-Wrap lowering. Use it to "pull" small to moderate size trees, and with block redirects easily rig and pull limbs over structures. Delivers a mechanical advantage of 4:1 (apply 100 lbs to the system tether to achieve 400 lbs on the load end).

Garhauer Fiddle Block Features:

- All corrosion resistant construction
- Anodized T-6 aluminum frame and sheaves
- Oversized stainless steel axles with Delrin bearings
- Integrated cam cleat to hold and lock forward movement of rope
- In-line design for compact size

Item # FB 8315



## ARBORMAX Speed Line Kit

If you are in the market for an easy way to move cut limbs to the chipper then this ARBORMAX speed line kit is the perfect option. The kit allows you to safely move limbs away from the base of the tree. Kit includes (10) Petzl Djinn Aluminum Carabiners, (4) 30" CMI Nylon Loop Runners, (3) 36" CMI Nylon Loop Runners, (3) 48" CMI Nylon Loop Runners, and 1 Petzl Tool Bag.

Item #	Description
27937	Speed Line Kit




**ARBORMAX**

## Blue Water Dyneema Loop Runners

Dyneema loop runners are almost as strong as nylon loop runners, but are more flexible and compact. Their 1/2" width makes them a touch lighter. Minimum breaking strength 6,000 lbs, rated at 26.6 kN.

Item #	Length
289 24	24" (Red/White)
289 36	36" (Purple/White)
289 48	48" (Blue/White)



## CMI Nylon Loop Runners

These handy items are for rigging speed line chokers, line redirections, miniature false crotch system, and they're quick off the hip, too. You can't have enough of these on the work site. 1" wide tubular webbing meets ANSI standards for personal support. Minimum breaking strength 6,500 lbs, rated at 28.9 kN.

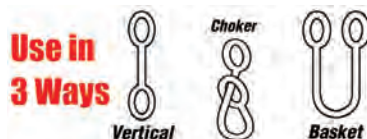
Item #	Length
287 26	26" (Orange)
287 30	30" (Red)
287 36	36" (Yellow)
287 48	48" (Purple)



**Cmi**

## Acme Rigging Lifting Straps

Great all around utility strap. Used in conjunction with winches, ratchet pullers. Use it as a tree saver to protect the cambium layer when using a tree as a rigging post. They come with 2 twisted eyes.



Item #	Description
226TE	6' Long 2-Ply Lifting Strap (2" Wide)
228TE	8' Long 2-Ply Lifting Strap (2" Wide)
2210TE	10' Long 2-Ply Lifting Strap (2" Wide)

# Knife Source® Chipper Knives



Knife Source chipper knives are manufactured here in the USA using high-grade A8M knife steel. They're dual tempered, which makes them hard enough to hold an edge yet tough enough to take a pounding. Each knife is hardened and machined to OEM specifications. Don't trust your chipper to cheap imported knives. Insist on quality knives made by Knife Source. Because of volatile steel costs, pricing is subject to change without notice. **NOTE: We have listed many popular knives on this page and the next, but you'll find hundreds more listed on our website.**



## ALTEC/ASPHLUNDH

Chipper Model	Knife Item #	Knife Description & Size	Replaces OEM #
Model DC1317 Disc	KSBC 1	Double Edge Chipper Knife 7-1/4" x 4" x 3/8"	100-R040203
Model DRM12 Drum	KSBC 58	Double Edge Chipper Knife 9" x 4-1/2" x 5/8"	
Model WC17, WC19 Woodchuck	KSBC 50	Double Edge Chipper Knife 8-3/8" x 4" x 1/2"	100-R040208
Model 12" Whisper Drum	KSBC 3	Single Edge Chipper Knife 12" x 3" x 3/8"	
Model 16" Whisper Drum	KSBC 5	Single Edge Chipper Knife 16" x 3" x 3/8"	

## BRUSH BANDIT

Chipper Model	Knife Item #	Knife Description & Size	Replaces OEM #
Model 12X, 12XP, 12XPC Intimidator	KSBC 175	Double Edge Chipper Knife 9" x 5-1/2" x 5/8"	912-3001-27
Model 15XP, 15XPC Intimidator	KSBC 175	Double Edge Chipper Knife 9" x 5-1/2" x 5/8"	912-3001-27
Model 18XP, 19XPC Intimidator	KSBC 34T	Double Edge Chipper Knife 10" x 5-1/2" x 5/8"	900-9902-27
Model 21XP Intimidator	KSBC 152	Double Edge Chipper Knife 12-1/8" x 5-1/2" x 5/8"	900-9904-38
Model 60, 65XP	KSBC 48A	Double Edge Chipper Knife 7-1/4" x 3" x 1/2"	900-9900-90
Model 90 (non-XP)	KSBC 22	Double Edge Chipper Knife 5-1/8" x 4" x 3/8"	900-9900-04
Model 90XP	KSBC 33	Double Edge Chipper Knife 5-1/8" x 4" x 1/2"	900-9901-10
Model 100-250 Disc (non-XP)	KSBC 1	Double Edge Chipper Knife 7-1/4" x 4" x 3/8"	900-9900-02
Model 100-250XP Disc (1/2" holes)	KSBC 26	Double Edge Chipper Knife 7-1/4" x 4" x 1/2"	900-9902-00
Model 250, 254 (5/8" holes)	KSBC 36	Double Edge Chipper Knife 7-1/4" x 4-1/2" x 1/2"	900-9901-18
Model 280XP, 1850	KSBC 35	Double Edge Chipper Knife 5-1/8" x 4-1/2" x 1/2"	900-9901-19
Model 280XP, 1850 (5/8" holes)	KSBC 36	Double Edge Chipper Knife 7-1/4" x 4-1/2" x 1/2"	900-9901-18
Model 990, 990XP Intimidator	KSBC 175	Double Edge Chipper Knife 9" x 5-1/2" x 5/8"	912-3001-27
Model 1200, 1250 Disc (1/2" holes)	KSBC 26	Double Edge Chipper Knife 7-1/4" x 4" x 1/2"	900-9902-00
Model 1290 Drum	KSBC 3	Single Edge Chipper Knife 12" x 3" x 3/8"	712-1000-22
Model 1390, 1390XP Intimidator	KSBC 175	Double Edge Chipper Knife 9" x 5-1/2" x 5/8"	912-3001-27
Model 1590, 1590XP Intimidator	KSBC 34T	Double Edge Chipper Knife 10" x 5-1/2" x 5/8"	900-9902-27
Model 1690 Drum	KSBC 5	Single Edge Chipper Knife 16" x 3" x 3/8"	716-1000-22
Model 1890 Intimidator	KSBC 34	Double Edge Chipper Knife 10" x 5-1/2" x 1/2"	900-9901-54
Model 1890, 1890XP Intimidator	KSBC 34T	Double Edge Chipper Knife 10" x 5-1/2" x 5/8"	900-9902-27
Model 1990, 1990XP Intimidator	KSBC 152	Double Edge Chipper Knife 12-1/8" x 5-1/2" x 5/8"	900-9904-38

## ECHO BEAR CAT / CRARY

Chipper Model	Knife Item #	Knife Description & Size	Replaces OEM #
3" & 5" Chippers	KSBC 77	Double Edge Chipper Knife 3-1/8" x 2" x 1/4"	70739
3" & 5" Chippers	KSBC 78	Double Edge Chipper Knife 3-1/8" x 2-1/6" x 5/16"	70554
6" & 8" Chippers	KSBC 56	Double Edge Chipper Knife 5-1/8" x 4" x 3/8"	71122

## MORBARK

Chipper Model	Knife Item #	Knife Description & Size	Replaces OEM #
Model M12R, M12RX Eeger Beaver	KSBC 27	Double Edge Chipper Knife 10-1/2" x 5" x 1/2"	39233-692
Model 1215, 1415 Eeger Beaver	KSBC 27	Double Edge Chipper Knife 10-1/2" x 5" x 1/2"	39233-692
Model M15R, M15RX Eeger Beaver	KSBC 27T	Double Edge Chipper Knife 10-1/2" x 5" x 5/8"	39233-813
Model 1621, 1821 Eeger Beaver	KSBC 27T	Double Edge Chipper Knife 10-1/2" x 5" x 5/8"	39233-813
Model M18R, M18RX Eeger Beaver	KSBC 27T	Double Edge Chipper Knife 10-1/2" x 5" x 5/8"	39233-813
Model 1922, 2131 Eeger Beaver	KSBC 27T	Double Edge Chipper Knife 10-1/2" x 5" x 5/8"	39233-813
Model M20R Eeger Beaver	KSBC 27T	Double Edge Chipper Knife 10-1/2" x 5" x 5/8"	39233-813
Model 2230Eeger Beaver	KSBC 27T	Double Edge Chipper Knife 10-1/2" x 5" x 5/8"	39233-813
Model 6 Clipper, 8 Cyclone	KSBC 27	Double Edge Chipper Knife 10-1/2" x 5" x 1/2"	39233-692
Model 12 Twister, 2070 Twister	KSBC 27	Double Edge Chipper Knife 10-1/2" x 5" x 1/2"	39233-692
Model 12 Storm, 14 Blizzard	KSBC 27	Double Edge Chipper Knife 10-1/2" x 5" x 1/2"	39233-692
Model 15 Tornado, 18 Hurricane	KSBC 27	Double Edge Chipper Knife 10-1/2" x 5" x 1/2"	39233-692
Model 20 Typhoon	KSBC 27	Double Edge Chipper Knife 10-1/2" x 5" x 1/2"	39233-692
Model 2050 Clipper	KSBC 27	Double Edge Chipper Knife 10-1/2" x 5" x 1/2"	39233-692
Model 2012D Storm	KSBC 8	Double Edge Chipper Knife 7-1/4" x 5" x 1/2"	39233-620
Model 2060D Cyclone	KSBC 1	Double Edge Chipper Knife 7-1/4" x 4" x 3/8"	39233-151
Model 2090D Lightning	KSBC 9	Double Edge Chipper Knife 10-1/2" x 4" x 3/8"	39233-621
Model 10, 13, 17	KSBC 27	Double Edge Chipper Knife 10-1/2" x 5" x 1/2"	39233-692
Model 100, 200, 290	KSBC 1	Double Edge Chipper Knife 7-1/4" x 4" x 3/8"	39233-151
Model 16, 300, 490, 2100D	KSBC 8	Double Edge Chipper Knife 7-1/4" x 5" x 1/2"	39233-620
Model M20R, 20/36, 30/36, 40/36, 50/48, 60/36	KSC 57	Babbitt Chipper Knife (Old Style) 10-1/2" x 4-3/16" x 1/2"	39233-774
Model M20R, 30/36, 40/36, 50/48	KSC 626	Babbitt Chipper Knife (Advantage 3) 11" x 7.3" x 3/4"	39233-818



## LIMBCO/MITTS & MERRILL

Chipper Model	Knife Item #	Knife Description & Size	Replaces OEM #
Drum Style Chipper	KSBC 41	Double Edge Chipper Knife 4-1/4" x 2-3/8" x 1/2"	

## VERMEER

Chipper Model	Knife Item #	Knife Description & Size	Replaces OEM #
Model AX19	KSBC 138	Double Edge Chipper Knife 10" x 5" x 5/8"	157697001
Model BC600XL	KSBC 23	Single Edge Chipper Knife 8" x 3-1/2" x 5/8"	90387001
Model BC620, BC625	KSBC 23	Single Edge Chipper Knife 8" x 3-1/2" x 5/8"	90387001
Model BC700XL	KSBC 58	Double Edge Chipper Knife 9" x 4-1/2" x 5/8"	153175001
Model BC900XL	KSBC 257	Double Edge Chipper Knife 11-3/4" x 5" x 5/8"	
Model BC906, BC935	KSBC 30	Single Edge Chipper Knife 12" x 3-1/2" x 3/8"	101175001
Model BC1000, BC1000XL	KSBC 58	Double Edge Chipper Knife 9" x 4-1/2" x 5/8"	153175001
Model BC1200XL	KSBC 58	Double Edge Chipper Knife 9" x 4-1/2" x 5/8"	153175001
Model BC1220, BC1230, BC1250	KSBC 18	Single Edge Chipper Knife 8" x 3-1/2" x 3/8"	79511001
Model BC1250 (Older Models)	KSBC 17	Single Edge Chipper Knife 12-1/8" x 3-1/2" x 3/8"	81478001
Model BC1400, BC1500	KSBC 73	Double Edge Chipper Knife 8" x 5" x 5/8"	156811001
Model BC1600	KSBC 5	Single Edge Chipper Knife 16" x 3" x 3/8"	2944001
Model BC1600A (Slotted)	KSBC 21	Single Edge Chipper Knife 16" x 3-15/16" x 3/8"	82204001
Model BC1800, BC2000	KSBC 34T	Double Edge Chipper Knife 10" x 5-1/2" x 5/8"	154390001
Model BC1800XL, BC2000XL	KSBC 138	Double Edge Chipper Knife 10" x 5" x 5/8"	157697001
Model BC2100XL	KSBC 232	Double Edge Chipper Knife 14" x 5" x 5/8"	

## WAYNE/WOODCHUCK/ALTEC

Chipper Model	Knife Item #	Knife Description & Size	Replaces OEM #
Model 12" Drum	KSBC 7	Single Edge Chipper Knife (Serrated) 12" x 3" x 3/8"	100-R040200
Model 16" Drum	KSBC 6	Single Edge Chipper Knife (Serrated) 16" x 3" x 3/8"	100-R040201
Model W/C-17, W/C-19	KSBC 1	Double Edge Chipper Knife 7-1/4" x 4" x 3/8"	100-R040203

## WOODSMAN

Model	Knife Item #	Knife Size	Replaces OEM #
Model 2012, 2014, 2020 Drum	KSBC 46	Double Edge Chipper Knife (Serrated) 12" x 5" x 1/2"	50003004
Model 2020 Drum, 18X, 20X	KSBC 46T	Double Edge Chipper Knife (Serrated) 12" x 5" x 5/8"	50003007

## Chipper Knife Storage Boxes

These strong boxes allow you to store and carry your spare chippers knives safely, for the knives and your vehicle. The bolts secure the knives within the box to keep them from banging around. Boxes will hold up to 4 chipper knives that are 3/8", 1/2" or 5/8" thick. Small Box (1/2" Knives): 8-1/4" x 5" (inside dimensions). Large Box (5/8" Knives): 12-1/2" x 5-1/2" (inside dimensions).

Item #	Description
KSMS 347	Small Box (8-1/4" x 5") for 1/2" Thick Knives
KSMS 348T	Large Box (12-1/2" x 5-1/2") for 5/8" Thick Knives
89250	Chipper Knife Sharpener



## Bailey's Professional Chipper Knife Sharpening Service

Get your chipper knives professionally sharpened at Bailey's. Dull chipper knives can be extremely hard on a chipper's performance, and can lead to premature failures. Keep your chipper running smoothly with professionally sharpened chipper knives. We sharpen each knife to OEM specifications in a quick and professional manner. Call (800) 322-4539 for more information.

Item # 46540

This knife charge is per grinding inch for each edge of the chipper knife (Example: a 7-1/2" double edge knife would have a total of 15 inches).



# Simonds® Chipper Knives



*Simonds chipper knives have set the industry standard for quality. Simonds chipper knives are manufactured in Big Rapids, Michigan using state of the art equipment. Chipper knives are made of A8 modified steel, giving their chipper knives the best balance of abrasion resistance, cutting edge retention and impact resistance of any material available today. Each knife goes through a heat treat process that allows them to control the hardness of the cutting edge while maintaining the softer, more ductile, center very accurately.*

## BRUSH BANDIT


Chipper Model	Knife Item #	Knife Description & Size	Replaces OEM #
Model 12X, 12XP, 12XPC Intimidator	<b>SIM 80852</b>	Double Edge Chipper Knife 9" x 5-1/2" x 5/8"	912-3001-27
Model 15XP, 15XPC Intimidator	<b>SIM 80852</b>	Double Edge Chipper Knife 9" x 5-1/2" x 5/8"	912-3001-27
Model 18XP, 19XPC Intimidator	<b>SIM 19100250</b>	Double Edge Chipper Knife 10" x 5-1/2" x 5/8"	900-9902-27
Model 100-250 Disc (non-XP)	<b>SIM 19071640</b>	Double Edge Chipper Knife 7-1/4" x 4" x 3/8"	900-9900-02
Model 100-250XP Disc (1/2" holes)	<b>SIM 19071660</b>	Double Edge Chipper Knife 7-1/4" x 4" x 1/2"	900-9902-00
Model 255, 255XP	<b>SIM 80736</b>	Double Edge Chipper Knife 8-1/2" x 4-1/2" x 1/2"	900-9906-10
Model 990, 990XP Intimidator	<b>SIM 80852</b>	Double Edge Chipper Knife 9" x 5-1/2" x 5/8"	912-3001-27
Model 1200, 1250 Disc (1/2" holes)	<b>SIM 19071660</b>	Double Edge Chipper Knife 7-1/4" x 4" x 1/2"	900-9902-00
Model 1390, 1390XP Intimidator	<b>SIM 80852</b>	Double Edge Chipper Knife 9" x 5-1/2" x 5/8"	912-3001-27
Model 1590, 1590XP Intimidator	<b>SIM 19100250</b>	Double Edge Chipper Knife 10" x 5-1/2" x 5/8"	900-9902-27
Model 1690 Drum	<b>SIM 19160030</b>	Single Edge Chipper Knife 16" x 3" x 3/8"	716-1000-22
Model 1890, 1890XP Intimidator	<b>SIM 19100250</b>	Double Edge Chipper Knife 10" x 5-1/2" x 5/8"	900-9902-27
Model 1990, 2090, 2290	<b>SIM 80209</b>	Double Edge Chipper Knife 12-1/8" x 5-1/2" x 5/8"	900-9904-38

## MORBARK

Chipper Model	Knife Item #	Knife Description & Size	Replaces OEM #
Model M12R, M12RX Eger Beaver	<b>SIM 19103260</b>	Double Edge Chipper Knife 10-1/2" x 5" x 1/2"	39233-692
Model 1215, 1415 Eger Beaver	<b>SIM 19103260</b>	Double Edge Chipper Knife 10-1/2" x 5" x 1/2"	39233-692
Model M15R, M15RX Eger Beaver	<b>SIM 80870</b>	Double Edge Chipper Knife 10-1/2" x 5" x 5/8"	39233-813
Model 1621, 1821 Eger Beaver	<b>SIM 80870</b>	Double Edge Chipper Knife 10-1/2" x 5" x 5/8"	39233-813
Model M18R, M18RX Eger Beaver	<b>SIM 80870</b>	Double Edge Chipper Knife 10-1/2" x 5" x 5/8"	39233-813
Model 1922, 2131 Eger Beaver	<b>SIM 80870</b>	Double Edge Chipper Knife 10-1/2" x 5" x 5/8"	39233-813
Model M20R Eger Beaver	<b>SIM 80870</b>	Double Edge Chipper Knife 10-1/2" x 5" x 5/8"	39233-813
Model 2230Eger Beaver	<b>SIM 80870</b>	Double Edge Chipper Knife 10-1/2" x 5" x 5/8"	39233-813
Model 6 Clipper, 8 Cyclone	<b>SIM 19103260</b>	Double Edge Chipper Knife 10-1/2" x 5" x 1/2"	39233-692
Model 12 Twister, 2070 Twister	<b>SIM 19103260</b>	Double Edge Chipper Knife 10-1/2" x 5" x 1/2"	39233-692
Model 12 Storm, 14 Blizzard	<b>SIM 19103260</b>	Double Edge Chipper Knife 10-1/2" x 5" x 1/2"	39233-692
Model 15 Tornado, 18 Hurricane	<b>SIM 19103260</b>	Double Edge Chipper Knife 10-1/2" x 5" x 1/2"	39233-692
Model 20 Typhoon	<b>SIM 19103260</b>	Double Edge Chipper Knife 10-1/2" x 5" x 1/2"	39233-692
Model 2050 Clipper	<b>SIM 19103260</b>	Double Edge Chipper Knife 10-1/2" x 5" x 1/2"	39233-692
Model 2060D Cyclone	<b>SIM 19071640</b>	Double Edge Chipper Knife 7-1/4" x 4" x 3/8"	39233-151
Model 10, 13, 17	<b>SIM 19103260</b>	Double Edge Chipper Knife 10-1/2" x 5" x 1/2"	39233-692
Model 100, 200, 290	<b>SIM 19071640</b>	Double Edge Chipper Knife 7-1/4" x 4" x 3/8"	39233-151
Model M20R, 20/36, 30/36, 40/36, 50/48, 60/36	<b>SIM 23981</b>	Babbitt Chipper Knife (Old Style) 10-1/2" x 4-3/16" x 1/2"	39233-774

## VERMEER

Chipper Model	Knife Item #	Knife Description & Size	Replaces OEM #
Model BC700XL	<b>SIM 80869</b>	Double Edge Chipper Knife 9" x 4-1/2" x 5/8"	153175001
Model BC1000, BC1000XL	<b>SIM 80869</b>	Double Edge Chipper Knife 9" x 4-1/2" x 5/8"	153175001
Model BC1200XL	<b>SIM 80869</b>	Double Edge Chipper Knife 9" x 4-1/2" x 5/8"	153175001
Model BC1800, BC2000	<b>SIM 19100250</b>	Double Edge Chipper Knife 10" x 5-1/2" x 5/8"	154390001



## Don't See Your Chipper Knife Here? No Problem.

Bailey's Industry Leading Chipper Knife Selector is a comprehensive tool put together by our experts so you can **FIND THE EXACT CHIPPER KNIFE** you need **FAST** and **EASY**. Look for the Chipper Knife Selector icon on the right side of our home page at [baileysonline.com](http://baileysonline.com)





## WOODLANDPRO®

WoodlandPRO chipper knives are an economic replacement option for your brush chipper. WoodlandPRO chipper knives are made of imported A8 modified knife steel, which is machined to OEM specifications. Each knife goes through a dual heat treat process, ensuring a very hard cutting edge with a tough, less brittle center. See our website for complete details.

### BRUSH BANDIT

Chipper Model	Knife Item #	Knife Description & Size	Replaces OEM #
Model 12X, 12XP, 12XPC Intimidator	WPCK 912300127	Double Edge Chipper Knife 9" x 5-1/2" x 5/8"	912-3001-27
Model 15XP, 15XPC Intimidator	WPCK 912300127	Double Edge Chipper Knife 9" x 5-1/2" x 5/8"	912-3001-27
Model 18XP, 19XPC Intimidator	WPCK 900990227	Double Edge Chipper Knife 10" x 5-1/2" x 5/8"	900-9902-27
Model 100-250 Disc (non-XP)	WPCK 900990002	Double Edge Chipper Knife 7-1/4" x 4" x 3/8"	900-9900-02
Model 100-250XP Disc (1/2" holes)	WPCK 900990200	Double Edge Chipper Knife 7-1/4" x 4" x 1/2"	900-9902-00
Model 280XP, 1850	WPCK 900990119	Double Edge Chipper Knife 5-1/8" x 4-1/2" x 1/2"	900-9901-19
Model 990, 990XP Intimidator	WPCK 912300127	Double Edge Chipper Knife 9" x 5-1/2" x 5/8"	912-3001-27
Model 1200, 1250 Disc (1/2" holes)	WPCK 900990200	Double Edge Chipper Knife 7-1/4" x 4" x 1/2"	900-9902-00
Model 1290 Drum	WPCK 712100022	Single Edge Chipper Knife 12" x 3" x 3/8"	712-1000-22
Model 1390, 1390XP Intimidator	WPCK 912300127	Double Edge Chipper Knife 9" x 5-1/2" x 5/8"	912-3001-27
Model 1590, 1590XP Intimidator	WPCK 900990227	Double Edge Chipper Knife 10" x 5-1/2" x 5/8"	900-9902-27
Model 1690 Drum	WPCK 716100022	Single Edge Chipper Knife 16" x 3" x 3/8"	716-1000-22
Model 1890, 1890XP Intimidator	WPCK 900990227	Double Edge Chipper Knife 10" x 5-1/2" x 5/8"	900-9902-27

### MORBARK

Chipper Model	Knife Item #	Knife Description & Size	Replaces OEM #
Model M12R, M12RX Eger Beaver	WPCK 39233692	Double Edge Chipper Knife 10-1/2" x 5" x 1/2"	39233-692
Model 1215, 1415 Eger Beaver	WPCK 39233692	Double Edge Chipper Knife 10-1/2" x 5" x 1/2"	39233-692
Model M15R, M15RX Eger Beaver	WPCK 39233813	Double Edge Chipper Knife 10-1/2" x 5" x 5/8"	39233-813
Model 1621, 1821 Eger Beaver	WPCK 39233813	Double Edge Chipper Knife 10-1/2" x 5" x 5/8"	39233-813
Model M18R, M18RX Eger Beaver	WPCK 39233813	Double Edge Chipper Knife 10-1/2" x 5" x 5/8"	39233-813
Model 1922, 2131 Eger Beaver	WPCK 39233813	Double Edge Chipper Knife 10-1/2" x 5" x 5/8"	39233-813
Model M20R Eger Beaver	WPCK 39233813	Double Edge Chipper Knife 10-1/2" x 5" x 5/8"	39233-813
Model 2230 Eger Beaver	WPCK 39233813	Double Edge Chipper Knife 10-1/2" x 5" x 5/8"	39233-813
Model 6 Clipper, 8 Cyclone	WPCK 39233692	Double Edge Chipper Knife 10-1/2" x 5" x 1/2"	39233-692
Model 12 Twister, 2070 Twister	WPCK 39233692	Double Edge Chipper Knife 10-1/2" x 5" x 1/2"	39233-692
Model 12 Storm, 14 Blizzard	WPCK 39233692	Double Edge Chipper Knife 10-1/2" x 5" x 1/2"	39233-692
Model 15 Tornado, 18 Hurricane	WPCK 39233692	Double Edge Chipper Knife 10-1/2" x 5" x 1/2"	39233-692
Model 20 Typhoon	WPCK 39233692	Double Edge Chipper Knife 10-1/2" x 5" x 1/2"	39233-692
Model 2050 Clipper	WPCK 39233692	Double Edge Chipper Knife 10-1/2" x 5" x 1/2"	39233-692
Model 2060D Cyclone	WPCK 900990002	Double Edge Chipper Knife 7-1/4" x 4" x 3/8"	39233-151
Model 10, 13, 17	WPCK 39233692	Double Edge Chipper Knife 10-1/2" x 5" x 1/2"	39233-692
Model 100, 200, 290	WPCK 900990002	Double Edge Chipper Knife 7-1/4" x 4" x 3/8"	39233-151
Model M20R, 20/36, 30/36, 40/36, 50/48, 60/36	WPCK 39233774	Babbitt Chipper Knife (Old Style) 10-1/2" x 4-3/16" x 1/2"	39233-774
Model M20R, 30/36, 40/36, 50/48	WPCK 39233818	Babbitt Chipper Knife (Advantage 3) 11" x 7.3" x 3/4"	39233-818

### VERMEER

Chipper Model	Knife Item #	Knife Description & Size	Replaces OEM #
Model AX19	WPCK 1577697001	Double Edge Chipper Knife 10" x 5" x 5/8"	157697001
Model BC700XL	WPCK 153175001	Double Edge Chipper Knife 9" x 4-1/2" x 5/8"	153175001
Model BC1000, BC1000XL	WPCK 153175001	Double Edge Chipper Knife 9" x 4-1/2" x 5/8"	153175001
Model BC1200XL	WPCK 153175001	Double Edge Chipper Knife 9" x 4-1/2" x 5/8"	153175001
Model BC1220, BC1230, BC1250	WPCK 79511001	Single Edge Chipper Knife 8" x 3-1/2" x 3/8"	79511001
Model BC1400, BC1500	WPCK 156811001	Double Edge Chipper Knife 8" x 5" x 5/8"	156811001
Model BC1800, BC2000	WPCK 900990227	Double Edge Chipper Knife 10" x 5-1/2" x 5/8"	154390001
Model BC1800XL, BC2000XL	WPCK 1577697001	Double Edge Chipper Knife 10" x 5" x 5/8"	157697001

# Greenteeth® Stump Cutter Teeth



## Greenteeth Stump Cutter Tooth Inserts

If you're spending time battling stripped allen bolts, broken and bent teeth, as well as changing teeth too often, take a look at this solution. The Greenteeth design is superior because the carbide cutting teeth are easily replaced by simply removing the cutting head only. They can also be rotated twice to expose a total of 3 fresh cutting surfaces, allowing even more cutting life from each tooth. Designed to fit on all cutting wheels that use standard or heavy-duty teeth and pockets. No gauging required! All you need to do is purchase a set of pockets and bolts and you're ready to go. They are available in two styles, standard and deep dish. Standard dish teeth are designed for machines that may encounter rocky soil. Deep dish teeth are concaved 4 times more than standard dish teeth. This gives the tooth a better "shearing" action. Deep dish teeth work very well in clean soil conditions, especially when cutting gummy woods like pine, but they will dull quicker in abrasive conditions. Below is a list of the most popular machine setups, more setups as well as individual Greenteeth, pockets, and LP bolts are also available online.

**All Components  
Available Separately  
on Our Website!**

### BANDIT COMPLETE KITS — Many more available at [baileysonline.com](http://baileysonline.com)

Item #	Machine Set Up for Model	Total Teeth & Pockets	Angled	Straight	Reverse	LP bolts
TT7 044038	HB20XP Walk Behind	8 (700 Series)	4	4	0	1-3/4" (3/8" Wheel)
TT7 126012	2000XP/2450XP Self Propelled	18 (700 Series)	12	6	0	2" (1/2" Wheel)
TT7 162210	2100XP Self Propelled	20 (700 Series)	16	2	2	2-1/2" (1" Wheel)
TT9 080012	SG-40/ZT-1844 Self Propelled	8 (900 Series)	8	0	0	2" (1/2" Wheel)
GT9 202210	2800/2890XP Tow Behind	24 (1100 Series)	20	2	2	2-1/2" (1" Wheel)
GT9 244412	SG75/ZT-1844 Self Propelled	32 (1100 Series)	24	4	4	2" (1/2" Wheel)
GT9 202215	2800/2890/2900XP Self Propelled	24 (1100 Series)	20	2	2	3" (1-1/2" Wheel)
GT9 442215	3200/3400/4000XP Self Propelled	48 (1100 Series)	44	2	2	3" (1-1/2" Wheel)

### CARLTON COMPLETE KITS — Many more available at [baileysonline.com](http://baileysonline.com)

Item #	Machine Set Up for Model	Total Teeth & Pockets	Angled	Straight	Reverse	LP bolts
TT5 102012	900H Walk Behind	12 (500 Series)	10	2	0	2" (1/2" Wheel)
TT7 142012	SP2000 Walk Behind	16 (700 Series)	14	2	0	2" (1/2" Wheel)
TT7 162210	SP4012/SP5014 Self Propelled	20 (700 Series)	16	2	2	2-1/2" (1" Wheel)
TT9 282210	3500D Tow Behind	32 (900 Series)	28	2	2	2-1/2" (1" Wheel)
TT9 282210	4400/5300/SP7015 Self Propelled	32 (900 Series)	28	2	2	2-1/2" (1" Wheel)
GT9 282210	SP8018 Self Propelled	32 (1100 Series)	28	2	2	2-1/2" (1" Wheel)
GT9 322215	6500/7200 Tow Behind	36 (1100 Series)	32	2	2	3" (1-1/2" Wheel)
GT9 442215	SP7500 Tow Behind	48 (1100 Series)	44	2	2	3" (1-1/2" Wheel)
GT9 442215	Hurricane Series (64 teeth)*	48 (1100 Series)	44	2	2	3" (1-1/2" Wheel)

### RAYCO COMPLETE KITS — Many more available at [baileysonline.com](http://baileysonline.com)

Item #	Machine Set Up for Model	Total Teeth & Pockets	Angled	Straight	Reverse	LP bolts
TT5 044038	RG13 Series II Walk Behind	8 (500 Series)	4	4	0	1-3/4" (3/8" Wheel)
TT5 066038	RG13 Walk Behind	12 (500 Series)	6	6	0	1-3/4" (3/8" Wheel)
TT7 066038	RG20/25 HD Walk Behind	12 (700 Series)	6	6	0	1-3/4" (3/8" Wheel)
TT7 126012	RG27/1625 Super Jr Self Propelled	18 (700 Series)	12	6	0	2" (1/2" Wheel)
TT7 126010	RG37/1635 Super Jr Self Propelled	18 (700 Series)	12	6	0	2-1/2" (1" Wheel)
TT9 204034	RG1642 Tow Behind	24 (900 Series)	20	4	0	2-1/4" (3/4" Wheel)
TT9 126015	RG50/RG55 Self Propelled	18 (900 Series)	12	6	0	3" (1-1/2" Wheel)
TT9 204015	Super RG50/RG55 Self Propelled	24 (900 Series)	20	4	0	3" (1-1/2" Wheel)
TT9 362210	RG74 Self Propelled	40 (900 Series)	36	4	0	2-1/2" (1" Wheel)
TT9 126015	RG85 Self Propelled	18 (900 Series)	12	6	0	3" (1-1/2" Wheel)
TT9 204015	Super RG85/90 Self Propelled	24 (900 Series)	20	4	0	3" (1-1/2" Wheel)
TT9 186015	RG80/RG85/RG90 Self Propelled	24 (900 Series)	18	6	0	3" (1-1/2" Wheel)
GT9 364010	RG120/140 DHX Tow Behind	40 (1100 Series)	36	4	0	2-1/2" (1" Wheel)

### VERMEER COMPLETE KITS — Many more available at [baileysonline.com](http://baileysonline.com)

Item #	Machine Set Up for Model	Total Teeth & Pockets	Angled	Straight	Reverse	LP bolts
TT7 124012	SC252/SC292/SC362 Self Propelled	16 (700 Series)	12	4	0	2" (1/2" Wheel)
TT9 164012	SC352/SC372 Self Propelled	20 (900 Series)	16	4	0	2" (1/2" Wheel)
TT9 262234	SC502/505/602 Tow Behind	30 (900 Series)	26	2	2	2-1/4" (3/4" Wheel)
TT9 262234	SC50/60TX/70TX Self Propelled	30 (900 Series)	26	2	2	2-1/4" (3/4" Wheel)
TT9 204010	SC665A Tow Behind	24 (900 Series)	20	4	0	2-1/2" (1" Wheel)
GT9 242210	SC672 Tow Behind	28 (1100 Series)	24	2	2	2-1/2" (1" Wheel)
GT9 322210	SC752 Tow Behind (42 teeth)*	36 (1100 Series)	32	2	2	2-1/2" (1" Wheel)
GT9 442210	SC1102 Tow Behind (64 teeth)*	48 (1100 Series)	44	2	2	2-1/2" (1" Wheel)

\*Manufacturer models come stock with more sets. Greenteeth uses fewer sets. See our website for complete details.



**ATTENTION READ THIS** — Stump cutter wheels often come with different tooth patterns depending on when the machine was built. The complete setups listed above are based on what the manufacturer is producing as of printing. Bailey's recommends looking at your machine wheel and counting the number of teeth (angled, straight and reverse) to make sure it matches above. Each tooth is available individually, so we can make any combination.




## RAYCO Teeth Work on Virtually Every Stump Grinder Made!

### RAYCO Stump Cutter Teeth

Upgrade your old two piece stump cutter teeth to Rayco's Super Tooth. The patented single-piece design tooth is made out of high-alloy steel and offers superior tooth support with less twisting, bending, and breaking. Rayco's Super Tooth has a large mounting surface which



virtually eliminates gouged cutter wheels, elongated bolt holes, and all around cutter wheel wear associated with other cutters. Not only will you get greater service life out of your grinder, you'll see a definite increase in your grinder's performance. There are 6 different types to match almost every manufacturer's make and model.



Threaded Tooth   Cutter Wheel   Counter-Bored Tooth   Bolts

#### RAYCO SINGLE PIECE DESIGN ADVANTAGES

- Faster Grinding Speeds
- Cost Effectiveness
- Less Downtime
- Increased Service Life
- Reduced Bending & Breaking
- Enhanced Performance
- 400% More Mounting Surface
- Greater Strike Clearance

Item #	Description
<b>RST 2933C</b>	Angled Super Tooth Counter Bored
<b>RST 2933T</b>	Angled Super Tooth Threaded
<b>RST 3144C</b>	Straight Super Tooth Counter Bored
<b>RST 3144T</b>	Straight Super Tooth Threaded
<b>RST 20432C</b>	Reverse Super Tooth Counter Bored
<b>RST 20432T</b>	Reverse Super Tooth Threaded

#### RAYCO SUPER TOOTH FACTORY SETUPS

Machine Model	Total Teeth	2933C	3144C	2933T	3144T	20432C	20432T	Bolts Required
RG13 Series II Walk Behind (3/8" Wheel)	8	2	2	2	2	0	0	(8) ACS 5818 150
RG13 Walk Behind (3/8" Wheel)	12	3	3	3	3	0	0	(12) ACS 5818 150
RG20/25 HD Walk Behind (3/8" Wheel)	12	3	3	3	3	0	0	(12) ACS 5818 150
RG1625 Super Jr Self Propelled (1/2" Wheel)	18	6	3	6	3	0	0	(18) ACS 5818 175
RG27 Super Jr Self Propelled (1" Wheel)	18	6	3	6	3	0	0	(18) ACS 5818 218
RG37/RG37T Super Jr Self Propelled (1" Wheel)	18	6	3	6	3	0	0	(18) ACS 5818 218
RG1635 Super Jr Self Propelled (1" Wheel)	18	6	3	6	3	0	0	(18) ACS 5818 218
RG1635 Tow Behind (3/4" Wheel)	24	10	2	10	2	0	0	(24) ACS 5818 200
RG1642 Tow Behind (3/4" Wheel)	32	14	2	14	2	0	0	(32) ACS 5818 200
RG1645 Self Propelled (5/8" Wheel)	24	9	2	9	2	1	1	(24) ACS 5818 175
RG50 Self Propelled (1-1/2" Wheel)	18	6	3	6	3	0	0	(18) ACS 5818 275
Super RG50 Self Propelled (1-1/2" Wheel)	24	10	2	10	2	0	0	(24) ACS 5818 275
Super RG55/55T Self Propelled (1-1/2" Wheel)	24	10	2	10	2	0	0	(24) ACS 5818 275
RG70 Self Propelled (3/4" Wheel)	36	14	2	14	2	2	2	(36) ACS 5818 200
RG74T Self Propelled (1" Wheel)	40	18	2	18	2	0	0	(40) ACS 5818 218
RG80 Self Propelled (1-1/2" Wheel)	24	10	2	10	2	0	0	(24) ACS 5818 275
RG85 Self Propelled (1-1/2" Wheel)	18	6	3	6	3	0	0	(18) ACS 5818 275
Super RG85 Self Propelled (1-1/2" Wheel)	24	10	2	10	2	0	0	(24) ACS 5818 275
Super RG90 Self Propelled (1-1/2" Wheel)	24	9	3	9	3	0	0	(24) ACS 5818 275
RG100 Self Propelled (3/4" Wheel)	36	14	2	14	2	2	2	(36) ACS 5818 200
RG120/140 DHX Tow Behind (1" Wheel)	40	18	2	18	2	0	0	(40) ACS 5818 218
RG165T Self Propelled (1" Wheel)	40	18	2	18	2	0	0	(40) ACS 5818 218



Item # RST 3144C  
Counter Bored Straight

Item # RST 2933T  
Threaded Bent

Item # RST 3144T  
Threaded Straight

Item # RST 2933C  
Counter Bored Bent

Stump  
Cutter  
Bolts

### Stump Cutter Bolts

Top quality grade 8 allen head cap screws are designed to fit most stump cutter teeth, including the Rayco Super Tooth. Bolts have allen head caps and are measured from the bottom of the cap to the threaded end. Simply measure your wheel thickness to match up the bolt for your machine. The sizes listed below are for most stump cutter teeth including the Rayco Super Tooth.

Item #	Description
<b>ACS 5818 150</b>	1-1/2" Bolt for 3/8" Wheel (RBT 750949)
<b>ACS 5818 175</b>	1-3/4" Bolt for 1/2" Wheel (RBT 718009)
<b>ACS 5818 200</b>	2" Bolt for 3/4" Wheel (RBT 718013)
<b>ACS 5818 218</b>	2-1/8" Bolt for 1" Wheel (RBT 718010)
<b>ACS 5818 225</b>	2-1/4" Bolt for 1-1/4" Wheel
<b>ACS 5818 250</b>	2-1/2" Bolt
<b>ACS 5818 275</b>	2-3/4" Bolt for 1-1/2" Wheel (RBT 718014)



**ATTENTION READ THIS** — Stump cutter wheels often come with different tooth patterns depending on when the machine was built. The complete setups listed above are based on what the manufacturer is producing as of printing. Bailey's recommends looking at your machine wheel and counting the number of teeth (angled, straight, and reverse) to make sure it matches above. Each tooth is available individually, so we can make any combination.



## Industrial Equipment From Bailey's

Bailey's is proud to offer several lines of industrial equipment for commercial operators. We stock most of our industrial equipment brands at our Woodland warehouse in Northern California, but some lines are available from other shipping locations. We offer a wide variety of equipment and attachments for the forestry, tree care, and landscaping industries, and our selection grows monthly. We also offer replacement wear parts for several popular industrial lines. Financing is available for most industrial lines.



Our service department is fully trained and has the diagnostic tools and parts to service Morbark, Kobelco, Rayco, Teupen, Sennebogen, Albach, Fallbach as well as Caterpillar engines.





## AHORA: LE ATENDEMOS EN ESPAÑOL

LLAMADA GRATIS (800) 322-4539

¡Hola! Saludos de sus amigos de Baileys, famosos por sus planadoras Logosol, y sus motosierras Husqvarna. No van a encontrar mejores precios o mejores productos como cadenas y ropa para su equipo.

Tenemos los productos que ustedes requieren para independizarse con su propio negocio o pequeña industria. Para pedir su catálogo, gratuito, por favor márenenos al (800) 322-4539. Nuestros agentes de Baileys están disponibles para tomar todo tipo de preguntas. ¡Tenemos varios agentes bilingües que los pueden atender! Si por alguna razón, no se puede comunicarse con nosotros, favor de dejar su número de teléfono empezando con el área y su nombre, y uno de nuestros agentes se comunicaran con usted lo más pronto posible.



## PLACING AN ORDER IS EASY!

**By Phone:** Monday - Friday 7am - 5pm PST Saturday 7am - 4pm PST

**Consumer:** (800) 322-4539 or **Industrial:** (888) 465-8227

**Online:** baileysonline.com — see info at bottom of page

**By Mail:** 1222 Commerce Ave., Suite D Woodland, CA 95776

**By Fax:** (530) 406-0895

## SHIPPING INFORMATION

We make every attempt to process and ship your order as quickly as possible. Our sales staff can give you an estimate on when you should receive your order. We usually ship by UPS, or USPS. We also ship by truck freight to certain areas. Alaska and Hawaii customers must ship by USPS or UPS air freight and need to call for shipping quote. If you have a "RUSH" order, give us a call and we will explain the possibilities. Any special shipping instructions such as air shipments or extra services will be quoted at current rates.

## SHIPPING & HANDLING RATES

Items shipping in the contiguous United States ship by ground at a flat rate unless otherwise noted. Orders shipping to Alaska and Hawaii must ship by air. Items that do not qualify for flat rate ground shipping are instead calculated by size, weight, and location. Additional shipping methods are also available for large orders. When ordering online, a shipping estimate will be provided during checkout, and you will have the chance to approve the shipping amount prior to completing your order. Some items may require freight quotes. Any extra services will be quoted at current rates.

## TRUCK SHIPPING

Truck shipment is available for large orders, and these shipments will be quoted at current rates. Please be prepared for "curbside" delivery, as you will be responsible for unloading the item(s). Customers who request any additional services are responsible for any additional cost or surcharge.

## CANADIAN ORDERS

Canadian orders ship by UPS, and are billed in U.S. dollars. Shipping address must be a physical address (No P.O. Boxes). All Canadian customers will be charged an additional 15% customs and handling fee.

Visit **baileysonline.com**  
for Thousands of Products  
Not Featured In This Catalog



## TERMS & CONDITIONS

**Returns:** If you are not completely satisfied with a product when it arrives, contact us for an RMA # within 30 days for a refund. Please call (800) 322-4539 or email customerservice@baileysonline.com for an RMA #. On some products, manufacturer's warranties apply. We suggest that you insure your return for your protection. All returns must be new, unused, and in original packaging.

**30-Day Period:** Our 30-day period starts when the product is delivered. Returned items must be shipped (in transit) by the 30th calendar day after their arrival. Returns after this date will not be processed unless accompanied with a valid RMA #.

**Time Frame:** We ask that you please allow 2-3 weeks for a refund to process.

**Damaged Product:** If goods arrived damaged, please keep the box(es) and all packing materials. Damage claims must be filed within 2 weeks of delivery so please check your order for damage when it arrives. In most cases we will reship damaged products immediately.

**Pre-Paid Labels:** If we make a mistake on your order, email or give us a call at (800) 322-4539 in the first 30 days and we will send a prepaid label. The pre-paid label is available in the lower 48 states only.

**Warranty:** Manufacturer's warranties may apply. Please call for details. We recommend you insure the returned merchandise.

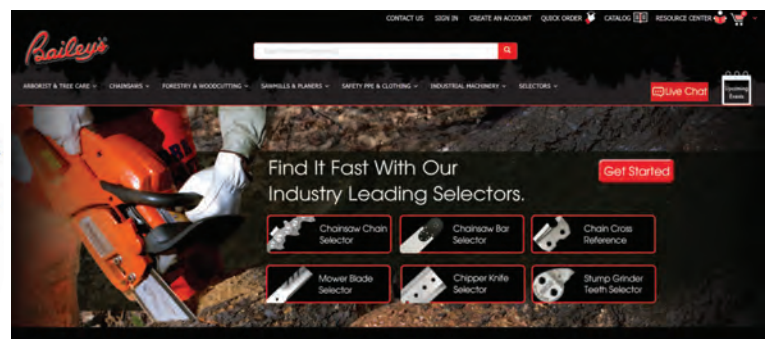
**Privacy Policy:** Bailey's does not share your name, address, phone number, or email address with other companies, agencies, or institutions except in very specific situations, we may share information with trusted suppliers or manufacturers regarding customer service and safety issues, or with those who assist in providing support for our internal operations (e.g., manufacturer warranties, product recalls, or when we drop ship an item directly from the manufacturer). If you no longer want to receive a Bailey's catalog please contact us and we will gladly honor your request.

## PRODUCT REPRESENTATION

At Bailey's, we make every effort to represent products with the highest integrity and to ensure our photos, drawings, copy, specifications, and pricing are as accurate as possible. Sometimes errors and specification differences do occur and we apologize for any inconvenience. Bailey's reserves the right to make corrections, changes, and deletions to any product or service at any time. We also reserve the right to limit quantities, discontinue products, and make price changes at any time. If you wish to verify specifications and pricing, just give us a call.

## TRADEMARKS & OEM REFERENCES

The trademarks, service marks and logos (the "Trademarks") used and displayed in this catalog are registered and unregistered Trademarks of Bailey's and others. Product and company names mentioned in this catalog may be the Trademarks of their respective owners. All references to original equipment manufacturers (OEM), other than those that Bailey's is authorized to represent, their trade names, photographs, and part numbers listed in this catalog are used for identification purposes only. It is not our intention, unless specifically stated, to imply that the products are original equipment.





1210 Commerce Ave., Suite 8  
Woodland, CA USA 95776

PSRT STD  
U.S POSTAGE  
PAID  
BAILEYS INC

Printed in USA  
©2022 Bailey's Inc

**Chainsaws  
& Accessories**  
Pages 4-49

**Wood Cutting  
& Accessories**  
Pages 50-59

**Milling  
& Log Handling Tools**  
Pages 60-69

**Work Clothing  
& Safety Supplies**  
Pages 70-85

**Sawing  
& Pruning**  
Pages 86-93



**Tree Care  
& Arborist Supplies**  
Pages 94-123

**Chipper Knives  
Stump Grinding Teeth**  
Pages 124-129

### Redwood Book Series by Gerald Beranek

Jerry Beranek has been a photo enthusiast and avid tree climber since buying his first 35mm camera in 1967. Since then, he has built an enormous archive of photographs and stories. This series of books highlights the California redwood forests from several amazing locations. Books included in this series are Humboldt Redwoods, Navarro Redwoods, Prairie Creek Redwoods and Jedediah Smith. Each book is available separately, but you might as well have the whole set. Beautiful Hard Cover books at a great value.

Item #	Description
17340	Humboldt Redwoods (Avenue of the Giants)
17342	Navarro Redwoods (From the Ashes of Clear Cut Logging)
17343	Prairie Creek Redwoods (Emerald of the Coast)
17374	Jedediah Smith (Redwoods State Park)
17356	Complete Set of 4



### High Climbers and Timber Fallers

Authored by legendary Jerry Beranek, this book has become a classic. Jerry started building his collection of logging images in 1976 when he went to the woods to rig pull-trees for a variety of logging operations. High Climbers and Timber Fallers captures the essence of the modern old growth industry from the latter 1970s up to the millennium. It's a final record of what the industry, as a whole, experienced during the change to second growth management. This quality coffee table book presents to the reader the end of a magnificent era of logging the giant redwoods on the North Coast through real life stories and 333 color photographs. This 2nd edition contains 60 new photos from Jerry's vast archive. 9-3/4" x 12" x 1", 336 pages. Hard cover.

Item # 17378

### 150' Up and Still 7ft in Diameter

This iconic poster, featuring the legendary Jerry Beranek taking down a giant coastal redwood in 1985 has been a classic for decades. Topping a giant redwood from 150 ft. up, where it's still 7 ft in diameter, illustrates the strength, the imagination, and the determination of all folks involved. Falling the 10 ft diameter butt log, right photo in series, was no simple task either. The complete story of the entire project is printed at the bottom of the poster. A great poster to doll up your shop, the rigging shack, your office or your home. Poster is 27" x 40" in dimension.

Item #	Description
18910	150' Poster
18910 PK	150' Poster (Box of 10 Posters)



baileysonline.com | (800) 322-4539 | customerservice@baileysonline.com  
¡Su operador en español está disponible: Llamada gratis (888) 322-1215!