

Carabiners
Instructions for Use

**Pirate HMS
rockD D Shaped
rockO Oval**

Patent Pending

WARNING! 

For expert use only!

- These activities are inherently dangerous and carry a significant risk of injury or death that cannot be eliminated.
- It is the user's responsibility to obtain specific training and to use it safely. These instructions DO NOT tell you everything you need to know.
- Do not use unless you can and will understand and assume all risks and responsibilities for all damage/injury/death that may result from use of this equipment or the activities undertaken with it.
- Any device is subject to failure-carefully check before and after each use.
- You must always have a backup-never trust a life to a single tool.
- Everyone using this equipment must be given and thoroughly understand the instructions and refer to them before each use.
- You must have a rescue plan and the means to implement it. Inert suspension in a harness can quickly result in death!
- Do not use around electrical hazards, moving machinery or near sharp edges or abrasive surfaces.
- We are not responsible for any direct, indirect or accidental consequences or damage resulting from the use of our products.

rockexotica.com


rock exotica equipment LC
POB 160470
Freeport Center, F-11
Clearfield, UT 84016
USA
801 728-0630



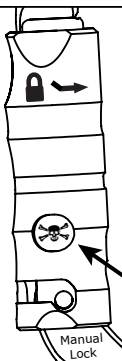
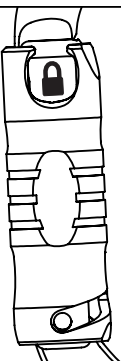
INTRODUCTION

Thank you for purchasing this Rock Exotica carabiner. Our carabiners are designed with a combination of features no other manufacturer offers: Patent-pending Keylock with higher strength and very high inward sleeve strength, angled gate for bigger gate opening, locked/unlocked warning icons, pull-down autolock, exclusive manual lock and all parts anodized for smooth action and long life. They are designed and manufactured in the USA using domestic and foreign materials.

All carabiners are individually tested to half their rated strength.



	Pirate	rockD	rockO
kN	26	29	25
Minor	11	11	11
Open	7	9	6
Gate Opening	1.0" (25.4mm)	.98" (24.9mm)	.93" (22mm)
Height	4.2" (107mm)	4.5" (114mm)	4.4" (111mm)
Width	2.8" (71mm)	2.7" (68mm)	2.5" (64mm)
Weight, Screw	2.85 oz (80gm)	2.61 oz (73gm)	2.61 oz (73gm)
Auto/Manual	3.09 oz (87gm)	2.85 oz (80gm)	2.85 oz (80gm)
 Inward against sleeve	6kN	6kN	6kN

 <p>Screw Lock</p> <p>Sleeve must be all the way up & tight.</p> <p>Skull & Crossbones indicates it is unlocked.</p> <p>Contact with an object, wrapping of the rope or vibration can unlock the sleeve and open the gate. Position carabiner carefully and check frequently.</p> <p>Do you <i>always</i> remember to lock it? Be sure to double check!</p>	 <p>Auto Lock (3-Stage)</p> <p>Always verify gate is closed, sleeve is locked & the lock icons are visible.</p> <p>Position carabiner so that nothing can accidentally open the sleeve and check it frequently.</p> <p>To unlock, pull sleeve down & twist.</p>
 <p>Manual Lock</p> <p>This is an alternative to a screw lock and must be locked manually.</p> <p>Twist as indicated to quickly lock it. To unlock, pull sleeve down & twist.</p> <p>If something contacts the sleeve it can unlock and open the gate. Position accordingly and always check frequently.</p> <p>Skull & Crossbones means it is unlocked.</p>	 <p>Twist Lock (2-Stage)</p> <p>To unlock, just twist the sleeve.</p> <p>Note: The 3-stage, if properly positioned, is more secure & should be used.</p> <p>The 2-stage is sometimes chosen if the carabiner must be quickly opened many times per day, but must only be used if nothing can wrap around or rub against the sleeve and open it.</p>

